

Central Election Commission of the Russian Federation

ELECTION OF THE PRESIDENT OF THE RUSSIAN FEDERATION

2012

Collection of information and analytical materials

MOSCOW
2013

Under the general supervision of
the Chairman of the Central Election Commission of the Russian Federation V. E. Churov,
Secretary of the Central Election Commission of the Russian Federation N. E. Konkin

Authoring team

*Aleshina O.G. (Ch. 9), Amelin V.E. (Ch. 10, 11, 14), Artamoshkin M.N. (Ch. 4, 5, 8, 9),
Baltrushevich Yu.V. (Ch. 10, 12), Belyakov O.B. (Ch. 7), Bogdanov I.V. (Ch. 6, 19),
Bolshakov S.V. (Ch. 6), Borodulina K.Yu. (Ch. 1, 18), Brovchenko V.N. (Ch. 10, 11, 15),
Bukhanova T.N. (Ch. 6, 7), Vavilov S.V. (Ch. 4, 5, 9, 10, 12, 18), Valova I.V. (Ch. 14),
Vasiliev S.V. (Ch. 6, 11, 19), Volkov V.P. (Ch. 6, 19), Volkova M.A. (Ch. 3, 11, 19),
Voronin D.Yu. (Ch. 18), Voronova T.G. (Ch. 3, 4, 5, 6, 9, 18, 19), Gorbbatova V.V. (Ch. 13),
Grishina M.V. (Ch. 3, 7, 8, 18), Danilenko S.A. (Ch. 3, 4, 5, 6, 7, 9, 10, 18),
Demyanchenko L.F. (Ch. 10, 11), Dubrovina E.P. (Ch. 3, 6, 7, 10, 12, 18, 19),
Evdokimova G.A. (Ch. 8), Egorova L.I. (Ch. 8), Ermakov I.A. (Ch. 11), Ermolaev M.B. (Ch. 14),
Zaglyadskiy D.A. (Ch. 15), Zagulyaeva L.A. (Ch. 11), Zaslavskiy S.E. (Ch. 6, 7, 19),
Ivanchenko A.V. (Ch. 7, 13), Izlev L.G. (Ch. 3, 6, 12, 15, 16, 19), Kamsha I.M. (Ch. 10),
Klassina E.S. (Ch. 8), Kovtun V.I. (Ch. 19), Kolyushin E.I. (Ch. 3, 9, 18),
Konkin N.E. (Ch. 1, 4, 5, 7, 10, 11, 12, 16), Krotova K.O. (Ch. 18), Krokhaev D.L. (Ch. 7),
Kryukov V.A. (Ch. 3, 12, 14, 15, 17), Kubelun A.N. (Ch. 18), Kulyasova N.A. (Ch. 2, 3, 4, 5, 10, 11, 18),
Lavrov O.L. (Ch. 3, 6, 11, 18), Lopatin A.I. (Ch. 3, 14, 16, 17), Lutstenko V.I. (Ch. 8),
Lysenko V.I. (Ch. 17), Malyshev V.A. (Ch. 10, 17), Marienkov V.Yu. (Ch. 7),
Makhorina M.Yu. (Ch. 11), Neronov I.A. (Ch. 18), Nesterov A.S. (Ch. 2, 6, 10),
Nikolaev N.N. (Ch. 15), OOrlovskaya E.V. (Ch. 3, 11, 19), Ochirov S.S. (Ch. 11, 12),
Pakhomova O.V. (Ch. 4, 6), Perevozchikov V.N. (Ch. 19), Pesenko V.N. (Ch. 19),
Petukhov A.Yu. (Ch. 2, 3, 4, 5, 6, 10, 11, 12, 19), Popov M.A. (Ch. 2, 3, 4, 10, 12, 14, 15, 16, 17),
Pushkov S.V. (Ch. 16), Paikov G.I. (Ch. 14, 15, 16, 17, 19), Raudin V.I. (Ch. 3, 11, 19),
Rotova O.P. (Ch. 4), Senkova T.N. (Ch. 14, 15), Sergeeva A.V. (Ch. 10, 12),
Sitnikova A.V. (Ch. 1), Smuglin F.S. (Ch. 19), Sokolchuk A.Yu. (Ch. 6, 10, 11, 12, 14, 17),
Solomonidina I.O. (Ch. 18), Somov A.D. (Ch. 8), Strelyaev S.P. (Ch. 19),
Suchilin A.S. (Ch. 4, 5), Tabanakova N.N. (Ch. 2), Tokmachev S.V. (Ch. 4, 5, 9),
Trofimov A.G. (Ch. 8, 9), Tyukov N.A. (Ch. 7), Fyodorova O.O. (Ch. 19),
Chyvinina T.I. (Ch. 4, 5, 6), Churov V.E. (Ch. 19), Shapiev S.M. (Ch. 3, 7, 10, 11, 12, 18),
Sharapova I.N. (Ch. 2, 6), Shokina O.G. (Ch. 6), Shpak P.A. (Ch. 14),
Ebzeev B.S. (Ch. 3, 4, 5, 18, 19), Yudin O.I. (Ch. 16), Yagodina O.L. (Ch. 3, 11)*

Election of the President of the Russian Federation. 2012: Collection of information and analytical materials / Central Election Commission of the Russian Federation. – M., 2013. – 472 p.



Dear readers!

The collected materials “Election of the President of Russian Federation in 2012” prepared by Central Election Commission of the Russian Federation, contain informational and analytical materials concerning Election of the President of the Russian Federation of March 4, 2012.

In consideration of the fact that wide range of experts, Russian citizens and international community show a keen interest in the election returns in Russia, a group of authors of the said collected materials wanted to give substantial information about specific features, legal and informational support and the course of election campaign, candidates nominated for the post of the state’s leader, about the voting and electoral activity of voters, as well as some other information concerning the last elections, in clear form.

Election of the President of 2012 are the sixth elections within the period of modern history of Russia. Besides, elections of 2012 are the fifth single round elections. The election were conducted in accordance with the Russian Federation Constitution and provisions of Russian election legislation, on the basis of universal equal and direct suffrage with a secret poll. According to the amendment to the Russian Federation Constitution made

in the end of 2008 the Russian Federation President was for the first time elected for the period of six years .

I would like to note some specific features of the election campaign connected with the elections of the President. I recommend the readers to take the said notes onto account when getting acquainted with the collected materials and certain statistical data contained therein.

Election of the state’s leader were fixed for November 25, 2011. by the Order № 442-SF of the Council of Federation of the Federal Assembly of the Russian Federation; the said Order was officially published on November, 25 in the evening issue of “Parliamentskaya gazeta” and came into force accordingly, and was published in “Rossijskaya Gazeta” on November 26, 2011.

Thus, the beginning of new election campaign fell to the most important and quite intensive period of election of deputies of the State Duma of the Federal Assembly of the Russian Federation of the sixth convocation, final stage of voting and summing up of election returns.

At the same time the said fact allowed to use regular manpower and organizational potential accumulated during parliament elections, for the purposes of

election campaign connected with election of the President.

The election were conducted within the unified federal election constituency covering the whole territory of the Russian Federation; including voters residing outside the territory of the Russian Federation.

Election were prepared and conducted by Central election commission of the Russian Federation as the organizing commission, and election commissions of the Russian Federation subjects (83), territorial election commissions (2746) and precinct election commissions (over 95 thousand).

Readers may find details concerning quantitative and other features of precinct election commissions being the basic group of the election system from corresponding chapter of the issue. .

Election of the state's leader had got an alternative and competitive nature and demonstrated a serious tension of political competition and keen interest for the part of the Russian society and voters. Readers may get information concerning the candidates nominated for the post of the state's leader whose names were included in the ballot. The issue gives personal data of the said candidates, information concerning the nomination and registration, attraction and use of resources of election funds, the campaigning events, details related to the voters' support and election returns.

109 860 331 voters were included in the roll of voters, including 109 385 554 voters in the territory of the Russian Federation. The collected materials contain statistical data concerning the voting of all Russian citizens and various groups, concerning early voting, voting outside the premises meant for polling and voting under certificates of removal . Organizers of the election tried to create the opportunity to participate in the election and to express free will for all voters including those living in regions difficult of access and distant areas, outside the territory of the Russian Federation, in places of temporary stay, at railway stations and in airports, in the territory of military divisions. I'd like to give the following fact as an example: Central election commission together with Federal agency for the sea and river transport and Central election commission of Yakutian (Sakha) Republic took steps for the organization of early voting for three members of a polar expedition to the polar station located on Stolbovoy island in the Laptevs sea.

Russian citizens have demonstrated high level of political culture. This was evidenced by the voters'

activity on the election day (65,34% of voters took part in voting) and by free and responsible political choice. 71 780 800 Russian citizens took part in the election of the President of Russian Federation. Russian citizens who stayed abroad on the 4th of March, also took active part in the election (almost 453 thousand voters took part in the elections). Provided that geography of foreign polling stations had extended significantly: geologists working in Angola, personnel of international organizations in a very young African state (South Sudan) took part in the voting for the first time;

Russian tourists in Dominican Republic , Maldives and Canary Islands, sailors of three vessels of the Russian Pacific Ocean Navy patrolling the sea near the African Horn Cape got the opportunity to vote.

According to the provision of Federal Act "On the election of the President of Russian Federation" voters could vote for one of five candidates nominated for the post of the President, whose data was given in the ballot. 45 602 075 votes (63,6 %, much more than a half of total votes of the voters who took part in the election) were given for candidate Putin Vladimir Vladimirovich nominated by All-Russian political party "UNITED RUSSIA".

According to the Statement concerning the election returns made by Central election commission of the Russian Federation, the said election were declared as true and valid. Putin Vladimir Vladimirovich was elected as President of the Russian Federation.

Thanks to high result of the winner the so-called second round stipulated by provisions of Federal Law "On the election of the President of Russian Federation", was not necessary.

The election of the 4th of March became unprecedented in global practice from the point of view of the conditions for free honest voting and tabulation of votes. The above included the Internet broadcasts from the polling stations, available as real time events, and transparent ballot boxes and soft and hardware means used for the purposes of voting and tabulation of votes (Ballots processing complex and Electronic voting complex) at more than 5% of polling stations.

Russian and international observers controlled the work of the organizers of elections.

Now we can reasonably and with competence state the following: there had not ever or in any other state been such open and accessible public control of election and election procedures like during these

election. The readers can become sure of this fact on having got acquainted with statistical data given in the selected materials.

As it was already said, the Russian Federation had demonstrated the most advanced up-to-date technical means meant for voting and informational support of voters in connection with the last election. Providing for the rights of voters and candidates nominated for the post of the President of the Russian Federation, given by the Constitution, Central election commission of the Russian Federation tried to give the overwhelming information concerning the course of the election campaign.

Organizers of the election followed the principle of law and correct attitude towards the participants of the election process, were ready for cooperation and a dialog with the candidates, political parties and their representatives, the mass-media, and used actively mechanisms of feedback with voters.

Organizers of the election as well as the candidates and representatives of political parties nominated the candidates got the opportunity to express their opinion in the information site created in CEC of Russia. One could receive exact and operative information about the process of preparation of the election, procedure and terms of realization of actions within the election campaign, in connection with press-conferences, briefings, TV and radio-broadcasting events, commentaries. On the 4th and 5th of March Informational center of CEC of Russia delivered complete and true information about the course and preliminary results of voting.

Highly professional work of representatives of the mass-media, maximal scopes and timely provision of information about the candidates, political parties and other participants of the elections are also one of the distinguishing features of the last election campaign.

Possibilities of global informational and telecommunication Internet network were widely used for the purposes of informational support of the participants of election campaign. Over 100 materials were placed in the official Internet site of CEC of Russia online, meetings of CEC of Russia at which decisions concerning the preparation and conduct of the election of the state's leader, were made, were broadcasted. Over 3300 materials concerning the election of the President of the Russian Federation, were placed in the Internet site including in a special section, in news section, in other sections.

Such services as "Find your polling station" and "Find yourself in the list of voters" introduced in

connection with the election of 2011, which proved to be in demand, functioned within the framework of the Internet site of CEC of Russia for the purposes of informational support of voters; 251,5 thousand visits of the said services were registered during the election campaign including more than 75 thousand visits on the election day (the 4th of March).

High civil activity of the population was shown during the election. Geography of public control and level of activity of various groups of the population extended. The dialog between the state and the society became more active, public organizations provided assistance in matters connected with training of observers, and organized monitoring of violations of law which took place during the election.

Number of observers who represented the candidates, political parties, public organizations, as well as volunteers-observers who took control of the election via the Internet, was a specific feature of the election. More than 220 thousand observers and about 90 thousand members of election commissions with a deliberative vote realized public control at polling stations in the Russian Federation. Readers may find the above information in the collected materials.

General national informational system ("Vybery" State Automated System of the Russian Federation) provided the fastest and widest information of the course and returns of the election. Vote returns in the whole territory of the country were summed up within a few hours, then information of the vote returns was immediately provided to citizens of the Russian Federation via TV communication means, as well as to many foreign countries.

With the help of "Vybery" State Automated System of the Russian Federation and soft and hardware means of voting and tabulation of votes all protocols of voting returns concerning the election returns drawn up by precinct election commissions entered into the system had been processed to 11.00 am, March 5, 2012. (or 99,57% of total number of protocols of voting returns).

A unique from the point of view of the scope and term of realization, project (namely, direct broadcasting of the elections of Russian President from web-cameras installed in the premises of precinct election commissions) successfully functioned on the election day. I'd like to note that there is no similar system in the world which could simultaneously transmit information for an unlimited number of users from more than 180 thousand web-cameras, as it was during the election of the President of the Russian Federation.

The Internet users not only in the territory of the Russian Federation but also abroad could follow the voting process and tabulation of votes at 80 thousand polling stations online. Recording with further transmission of data to the data processing centers was performed at 11 thousand polling stations. According to the Russian Federation Ministry of connection means and mass communications over one billion web-transmissions took place on the 3rd and 4th of March, every registered user watched video materials from web-cameras for about 50 minutes in the average.

Details concerning the activity of international observers being members of international missions formed for the purposes of control of the Russian elections, are given in corresponding section of the issue. I'd like to give some facts only. Central election commission of the Russian Federation had fulfilled obligations taken in respect of international control of the elections. Total number of accredited foreign (international) observers representing 56 countries of Europe, Asia, Africa, North and South America, was 685.

Foreign (international) observers worked in 49 subjects of the Russian Federation with total number of voters exceeding 82 million people. No serious violations connected with the voting during Election of the President of Russia, were registered, it was noted that the election procedures were transparent.

The selected materials also contain information concerning disputes which arose during the election, sociological interviews and forecasts in respect of the

election returns, matters connected with financing of the elections, the work and events organized by Informational center of CEC of Russia "Election-2012", and other useful information about the elections.

Dear readers! The facts given above, are only certain facts and events connected with the preparation and conduct of the Election of the President of the Russian Federation. It is obvious that the selected materials contain much more facts and information; statistical information is the summarized, systemized data given in the form of tables easy for use and analytical researches.

The issue is equipped with tables, diagrams, schemes friendly allowing to evaluate significant specific features of the election campaign for the election of the state's leader in 2012, and the dynamics of electoral indexes. The fact that readers got an opportunity to do a comparative analysis of election of the state's leader which took place in Russia for the previous periods using the unified system of coordinates, and compare with elections of parliament in respect of some parameters, is essential.

Group of authors of the selected materials expresses a hope that information and data given in the issue will be interesting and useful for our readers.

*V.E. CHUROV,
Chairman of the
Central Election Commission of the
Russian Federation*

Chapter 1.

Legal framework of holding the election of the President of the Russian Federation

According to the part 4 of the article 81 of the Constitution of the Russian Federation the procedure of the election of the President of the Russian Federation is defined by the Federal Law.

It is important to note that in accordance with the Law of the Russian Federation on the amendment to the Constitution of the Russian Federation dated December 30, 2008 No. 6-FKZ “On changing the term of the President of the Russian Federation and State Duma”, which became law as of the date of its official publication on December 31, 2008, for the first time ever the President of the Russian Federation has been elected for a term of six years.

The election of the President of the Russian Federation, which took place on March 4, 2012, were held in accordance with the Federal Law dated January 10, 2003 No.19-FZ “On the election of the President of the Russian Federation” subject to amendments made in 2005–2011.

The main point of fundamental changes, introduced in the legislation of the Russian Federation in so far as they relate to the election of the President of the Russian Federation, with reference to previous election campaign on the election of the President of the Russian Federation of 2008 is as follows:

- it is specified that if a premise, being in state or municipal ownership or in ownership of an organization, charter (share) capital of which has a share (contribution) of Russian Federation, constituents of the Russian Federation or municipal formations exceeding 30 percent as of the date of official publication of the decision on calling the election, was made available for a registered candidate to meet voters, the owner (tenant) of such a premise shall not deny provision of the premises to another registered candidate on the same terms at another time within the agitation period. In this connection, amendments were introduced in the article 5.15 of the Administrative Offenses Code of the Russian Federation, establishing administrative responsibility (for officials) for violation of procedure and terms of advising election commission on provision of premises for meetings with voters, as well as rights of registered candidates to be provided with premises;

- necessary measures were taken to prevent illegal actions with absentee voting certificates – requirements for producing, issuing and using of

absentee voting certificates were legislated; forms of absentee voting certificates were established (including repeat vote during the election of the President of the Russian Federation); it was defined that absentee voting certificates are strictly accountable documents and have consecutive numeration over the whole territory of holding of the election. In order to protect absentee voting certificates against counterfeiting, it is necessary to use water-marked paper and (or) paper with typographically printed microfont inscription and (or) any other special anti-counterfeit features. Placing an order for producing absentee voting certificates shall be centrally performed by the Central Election Commission of the Russian Federation upon its decision. Subject to stepping up the requirements for producing abstepping up the requirements, criminal responsibility was established for their illegal producing and for storage or transportation of illegally produced absentee voting certificates, wherefore amendments were introduced in the Criminal Code of the Russian Federation. Moreover, subject to stepping up the requirements for issuing and using of absentee voting certificates, administrative responsibility for violation of procedure of their issuing, illegal receiving of a ballot, including on an absentee voting certificates, for using a knowingly counterfeited absentee voting certificate. The said changes, relating to absentee voting certificates, deserved appreciation of ODIHR (OSCE/ODIHR pre-election evaluation report on the election of deputies of the State Duma of the Federal Assembly of the Russian Federation of December 4, 2011);

- statutory criteria were established for declaring voter signatures illegal

- or false; forms of candidacy lists were unified; the procedure of submitting documents to the Central Election Commission of the Russian Federation was facilitated;

- they determined maximum quality of mobile ballot boxes to be used at the voting day outside of voting premises, depending on the quality of voters, registered in the territory of a polling station. The quality of mobile ballot boxes to be used outside of voting premises may be increased but not more than by one mobile box. At that, a maximum of 3 mobile

ballot boxes may be used for voting outside voting premises. The time for a voter to file an application (to address by words of mouth) on providing them with a possibility to vote outside voting premises, may be changed as well. Applications (addresses) may be filed to a precinct election commission at any point of time after establishing a precinct election commission but not later than six hours before the end of the time of voting. An application (an address by words of mouth), submitted after the term due, is to be dismissed, of which a voter, or a person who assisted in delivering an application, is notified in the moment of receiving of an application (an address by words of mouth);

- in order to comply the legislation of the Russian Federation with the UN Convention on the Rights of Persons with Disabilities, the law prescribed that in case of nomination of a candidate, including as a part of a list, with disabilities, and therefore having no possibility to independently

write an application on a consent to run in the election in the corresponding election constituency, to certify a candidacy list, to fill in or to certify any other documents, prescribed by the law, this person has the right to have recourse to any other person to do it. Moreover, in order to inform voters, referendum participants with sight disability, the information board shall be placed with information published in large font and (or) using the Braille system. The election precincts to have such information on their information board are determined by the election commission of subject of the Russian Federation. Voters, who have no possibility to independently sign upon receiving a ballot or fill a ballot or take part in electronic balloting has the right to use the assistance of another voter who is not a member of election commission, a registered candidate, or an authorized representative for financial matters, or authorized representative of a candidate, including for financial matters, or an observer.

*Appendix to the Chapter 1***Statutory and other legal enactments of the Central Election Commission of the Russian Federation on the election of the President of the Russian Federation****Voting rights of citizens of the Russian Federation at carrying out of the election of the President of the Russian Federation**

1. Dated 28.04.2011 No. 8/55-6 On Methodological recommendations on realizing voting rights of servicemen and law-enforcement officers during the election of the President of the Russian Federation
2. Dated 29.06.2011 No. 18/194-6 On Recommendations on ensuring of the rights of disabled citizens of the Russian Federation, during the election of Deputies of the State Duma of the Federal Assembly of the Russian Federation of the sixth convocation and the election of the President of the Russian Federation
3. Dated 10.08.2011 No. 24/249-6 On Methodological recommendations on organization of voting in places of voters' temporary stay at carrying out of the election of the President of the Russian Federation

Preparation and carrying out of the election of the President of the Russian Federation by election commissions

4. Dated 10.08.2011 No. 24/244-6 On issues, related to producing and delivery of ballots for voting during the election of the President of the Russian Federation
5. Dated 14.09.2011 No. 32/285-6 On the procedure of delivery of documents related to preparation and carrying out of the election of Deputies of the State Duma of the Federal Assembly of the Russian Federation of the sixth convocation and the election of the President of the Russian Federation
6. Dated 26.11.2011 No. 62/542-6 On the calendar plan of measures related to preparation and carrying out of the election of the President of the Russian Federation

Participation of foreign organizations, international organizations and international public movements in the election of the President of the Russian Federation

7. Dated 12.05.2011 No. 10/98-6 On clarifications of operating procedures for foreign (international) observers at carrying out of the election of the President of the Russian Federation and on certificates of foreign (international) observers

Polling stations. Voter lists

8. Dated 14.07.2011 No. 20/216-6 On the instruction on preparing, updating and using of voter lists during the election of the of Deputies of the State Duma of the Federal Assembly of the Russian Federation of the sixth convocation and the election of the President of the Russian Federation
9. Dated 03.08.2011 No. 23/237-6 On standards of technological equipment for precinct Election commissions at carrying out of the election of Deputies of the State Duma of the Federal Assembly of the Russian Federation of the sixth convocation and the election of the President of the Russian Federation

Election commissions

10. Dated 05.05.2011
No. 9/69-6 On the form of a certificate of a voting member of a precinct election commission at the election of the President of the Russian Federation
11. Dated 05.05.2011
No. 9/71-6 On the forms of certificates of non-voting members of an election commission appointed as candidates for the office of the President of the Russian Federation
12. Dated 01.06.2011
No. 14/165-6 On the forms of lapel pins of non-voting members and observers of an election commission presenting at voting and tabulation of votes in precinct Election commissions at carrying out of the election of the President of the Russian Federation
13. Dated 01.06.2011
No. 13/143-6 On seals of Election commissions, performing preparation and carrying out of the election of Deputies of the State Duma of the Federal Assembly of the Russian Federation of the sixth convocation and the election of the President of the Russian Federation

Candidates, political parties

14. Dated 11.11.2011
No. 56/490-6 On the list and forms of documents, submitted by candidates, authorized representatives of political parties to the Central Election Commission of the Russian Federation at carrying out of the election of the President of the Russian Federation

Nomination and registration of candidates

15. Dated 05.05.2011
No. 9/73-6 On forms of certificates of a registered candidate for the office of the President of the Russian Federation, a proxy, appointed as a candidate for the office of the President of the Russian Federation, and a proxy of a political party, nominating a candidate for the office of the President of the Russian Federation
16. Dated 17.05.2011
No. 11/108-6 On the form of a registration certificate of an authorized representative of a group of voters, established to support self-nomination of a candidate for the office of the President of the Russian Federation
17. Dated 22.06.2011
No. 16/183-6 On the procedure of carrying out of random sampling of candidacy lists with signatures of voters supporting nomination of a candidate for the office of the President of the Russian Federation
18. Dated 17.11.2011
No. 58/503-6 On a working group on reception and checking of voting documents, submitted by candidates, authorized representatives of political parties to the Central Election Commission of the Russian Federation at carrying out of the election of the President of the Russian Federation

Informing of voters and election agitation

19. Dated 05.05.2011
No. 9/76-6 On the All-Russian competition for best mass media representation of the election of Deputies of the State Duma of the Federal Assembly of the Russian Federation of the sixth convocation and the election of the President of the Russian Federation, the legislative (representative) election in constituents of the Russian Federation, the local election in the Russian Federation and issues of the election legislation in 2011–2012

-
20. Dated 12.05.2011
No. 10/96-6 On forms of keeping by television and radio broadcasting companies and editorial offices of periodical print publications of a separate account of volumes and cost of free and paid air time, free and paid print area provided to registered candidates; and of a separate account of volumes of free air time, free print area provided to political parties, nominating registered candidates at carrying out of the election of the President of the Russian Federation
 21. Dated 12.05.2011
No. 10/94-6 On forms, which are sent to editorial offices of periodical print publications and subject to obligatory publishing of data of consolidated financial statements of political parties, nominating registered candidates for the office of the President of the Russian Federation and of results of an audit of the said statements, as well as data on crediting of money to election funds of candidates and spending this money at carrying out of the election of the President of the Russian Federation
 22. Dated 30.05.2012
No. 126/971-6 On the results of the All-Russian competition for the best mass media representation of the election of Deputies of the State Duma of the Federal Assembly of the Russian Federation of the sixth convocation, the election of the President of the Russian Federation, the legislative (representative) election in constituents of the Russian Federation, the local election in the Russian Federation and issues of the election legislation in 2011–2012
 23. Dated 25.05.2011
No. 12/128-6 On the set of measures on ensuring of informing of voters on registered candidates for the office of the President of the Russian Federation, on political parties, which nominated candidates
 24. Dated 15.06.2011
No. 15/176-6 On the procedure of carrying out a lot-drawing to distribute print area for publishing of election propaganda materials in state and municipal periodical print publications between registered candidates, political parties, which nominated registered candidates at carrying out of the election of the President of the Russian Federation in 2012
 25. Dated 15.06.2011
No. 15/174-6 On the procedure of carrying out lot-drawing to distribute air time on channels of state and municipal organizations, performing TV and (or) radio broadcasting between registered candidates at carrying out of the election of the President of the Russian Federation in 2012
 26. Dated 06.07.2011
№ 19/203-6 On recommended samples of contracts, concluded between registered candidates and state TV and radio broadcasting companies, editorial offices of state periodical print publications for providing free and paid air time, free or paid print area, and contracts concluded between political parties, which nominated registered candidates and state TV and radio broadcasting companies, editorial offices of state periodical print publications for providing free and paid air time, free or paid print area during the election of the President of the Russian Federation
 27. Dated 14.09.2011
№ 32/287-6 On the contest among election commissions of constituents of the Russian Federation for the best work organization in the sphere of public awareness activity in the period of carrying out of the election of Deputies of the State Duma of the Federal Assembly of the Russian Federation of the sixth convocation and the election of the President of the Russian Federation

28. Dated 13.10.2011
No. 44/373-6 On the contest among central universal libraries of constituents of the Russian Federation for the best public awareness work in the period of preparation and carrying out of the election of Deputies of the State Duma of the Federal Assembly of the Russian Federation of the sixth convocation and the election of the President of the Russian Federation in 2011/2012
29. Dated 03.02.2012
№ 95/764-6 On the schedule of distribution between registered candidates for the office of the President of the Russian Federation, political parties, which nominated registered candidates for the office of the President of the Russian Federation, of free air time on channels of All-Russian state organizations, performing TV and (or) radio broadcasting
30. Dated 03.02.2012
No. 95/765-6 On certifying of protocols of lot-drawing for distribution between registered candidates for the office of the President of the Russian Federation, political parties, which nominated registered candidates for the office of the President of the Russian Federation of free print area for publishing of election propaganda materials in All-Russian state periodical print publications

Financial support for the election of the President of the Russian Federation

31. Dated 12.05.2011
No. 10/86-6 On the procedure of opening, keeping and closing of special electoral accounts for the formation of election funds of candidates at carrying out the election of the President of the Russian Federation
32. Dated 12.05.2011
No. 10/88-6 On the instruction of the procedure of the formation and spending of monetary fund of election funds of candidates at carrying out the election of the President of the Russian Federation
33. Dated 12.05.2011
№ 10/90-6 On forms of submitting for performing an audit of data, specified by individual persons and legal entities at depositing (transferring) of voluntary donations to election funds of candidates for the office of the President of the Russian Federation, and on informing on the results of the audit
34. Dated 12.05.2011
№ 10/92-6 On clarifications of the procedure of the registration of authorized representatives for financial matters of candidates for the office of the President of the Russian Federation, their powers at carrying out of the election of the President of the Russian Federation
35. Dated 08.12.2011
№ 68/572-6 On disposition of funds of the federal budget, allocated by the Central Election commission of the Russian Federation for preparation and carrying out of the election of the President of the Russian Federation
36. Dated 12.05.2012
No. 123/939-6 On the report of the Central Election commission of the Russian Federation on spending funds of the federal budget, allocated for preparation and carrying out of the election of the President of the Russian Federation and the Data on crediting of money to election funds of candidates for the office of the President of the Russian Federation and spending of this money

Voting

37. Dated 25.05.2011
No. 12/126-6 On absentee voting certificates at the election of the President of the Russian Federation

38. Dated 03.08.2011 No. 23/238-6 On recommendations on organization of voting at polling stations, established outside the territory of the Russian Federation, at carrying out of the election of Deputies of the State Duma of the Federal Assembly of the Russian Federation of the sixth convocation and the election of the President of the Russian Federation
39. Dated 10.08.2011 No. 24/246-6 On the procedure of producing and using of special symbols (stamps) for ballots at the election of the President of the Russian Federation
40. Dated 07.10.2011 No. 42/354-6 On forms of a ballot and requirements for producing of ballots for voting at the election of the President of the Russian Federation
41. Dated 08.12.2011 No. 68/573-6 On the quantity of absentee voting certificates at the election of the President of the Russian Federation
42. Dated 14.12.2011 No. 72/582-6 On authorizing territorial Election commissions for managing the activity in preparation and carrying out of the election of the President of the Russian Federation, performed by precinct Election commissions, established at polling stations, which are established outside the territory of the Russian Federation, by corresponding territorial Election commissions, established for preparation and carrying out of the election of deputies of the State Duma of the Federal Assembly of the Russian Federation of the sixth convocation
43. Dated 14.12.2011 No. 72/580-6 On the quantity of ballots at the election of the President of the Russian Federation
44. Dated 14.12.2011 No. 72/581-6 On the quantity of special symbols (stamps) for ballots at the election of the President of the Russian Federation
45. Dated 25.01.2012 No. 90/727-6 On establishing of consecutive numeration of polling stations, established outside the territory of the Russian Federation at the election of the President of the Russian Federation
46. Dated 31.01.2012 No. 93/744-6 On approving of the text of a ballot at the election of the President of the Russian Federation
47. Dated 03.02.2012 No. 95/766-6 On appointment of a voting member of a territorial election commission for managing the activity in preparation and carrying out of the election of the President of the Russian Federation performed by precinct Election commissions, established at polling stations, which are established outside the territory of the Russian Federation, excluding the territory of the Baikonur city

Video surveillance at the election of the President of the Russian Federation

48. Dated 27.12.2011 No. 82/635-6 On the procedure of video surveillance in voting premises at the election of the President of the Russian Federation on March 4, 2012
49. Dated 16.02.2012 No. 102/818-6 On the instruction on the procedure of using of means of video surveillance and broadcasting of a video image by precinct Election commissions at the election of the President of the Russian Federation on March 4, 2012
50. Dated 29.02.2012 No. 108/868-6 On the procedure of organization of access to video materials, collected in the course of video surveillance in voting premises at the election of the President of the Russian Federation on March 4, 2012

Using of the GAS "Vybory"

51. Dated 01.06.2011
No. 13/152-6 On the procedure of using of the State Automated System of the Russian Federation "Vybory" in preparation and carrying out of the election of the President of the Russian Federation
52. Dated 28.12.2011
No. 83/642-6 On using of technical vote counting facilities - systems of ballot processing – at the election of the President of the Russian Federation
53. Dated 19.01.2012
No. 88/707-6 On using of electronic voting systems at the election of the President of the Russian Federation
54. Dated 27.01.2012
No. 92/735-6 On the group of the Central Election Commission of the Russian Federation supervising the use of the State Automated System of the Russian Federation "Vybory" at the election of the President of the Russian Federation
55. Dated 02.02.2012
No. 94/758-6 On the form and text of an electronic ballot at the election of the President of the Russian Federation
56. Dated 02.02.2012
No. 94/759-6 On some special aspects of using of electronic voting systems at polling stations, which are established outside the territory of the Russian Federation, at the election of the President of the Russian Federation
57. Dated 17.05.2011
No. 11/107-6 On approving of the Procedure of using of and paying for communication services for ensuring powers of election commissions in constituents of the Russian Federation and providing for operation of regional units of GAS "Vybory" in the period of carrying out of deputies of the State Duma of the Federal Assembly of the Russian Federation of the sixth convocation and the President of the Russian Federation

Counting of votes.

Establishment of vote returns.

Establishment of the returns of the election of the President of the Russian Federation

58. Dated 05.05.2011
No. 9/75-6 On the form of certifying of electing as the President of the Russian Federation
59. Dated 01.06.2011
No. 13/146-6 On forms of protocols and consolidation tables of a precinct, and territorial Election commissions, of an election commission of a constituents of the Russian Federation on the vote returns at carrying out of the election of the President of the Russian Federation
60. Dated 01.06.2011
No. 13/147-6 On forms of a protocol and consolidation table of the Central Election Commission of the Russian Federation on the vote returns of the election of the President of the Russian Federation
61. Dated 17.08.2011
No. 26/255-6 On the instruction on organization of the uniform procedure of establishment of vote returns, drawing up of protocols of Election commissions, establishment of vote returns, receipt, transmission and processing of information by means of the the State Automated System of the Russian Federation "Vybory" at the election of the President of the Russian Federation

-
62. Dated 06.02.2012 On producing blank samples of protocols and consolidation tables on vote returns
No. 96/769-6 at carrying out of the election of the President of the Russian Federation
63. Dated 29.02.2012 On a working group on ensuring of activity, related to establishment of the results
No. 108/870-6 of the election of the President of the Russian Federation
64. Dated 07.03.2012 On the results of the election of the President of the Russian Federation
No. 112/893-6

Storage of election documents

65. Dated 01.06.2011 On the procedure of storage and placement in the archives of documents,
No. 13/149-6 related to preparation and carrying out of the election of the President of the
Russian Federation, and on the procedure of destruction of documents, related to
preparation and carrying out of the election of the President of the Russian
Federation in 2012

Chapter 2.

Registration (accounting) of voters. Voter lists

Registration (accounting) of voters in the territory of the Russian Federation is performed in accordance with the Federal Law “On Basic Guarantees of Electoral Rights and the Rights of citizens of the Russian Federation to participate in a Referendum”, which defines main responsibilities of election commissions, state government bodies, local government bodies, which participate in the state system of registration of voters, participants of a referendum; in accordance with the Provision on the State System of Registration of voters, Participants of a Referendum in the Russian Federation, which was approved by the resolution of the CEC of Russia dated November 6, 1997 No. 134/973-II (as revised by resolutions of the CEC of Russia dated December 29, 2005 No. 164/1084-4, dated November 19, 2008 No. 138/1017-5 and dated December 22, 2010 No. 232/1517-5), which regulated the procedure of registration of voters, referendum participants, establishment of the quantity of registered voters, referendum participants, generating and keeping the Register of voters, referendum participants.

Moreover, issues of organization of the State System of Registration (accounting) of Voters, Referendum Participants in the territory of constituents of the Russian Federation are defined by corresponding decisions of highest officials (chiefs of supreme executive state government bodies), of constituents of the Russian Federation, election commissions of constituents of the Russian Federation, heads of local administrations of urban districts and municipal districts.

In the course of Registration (accounting) of voters, referendum participants, generating, keeping and using of the Register of voters, referendum participants, requirements of the federal laws “On the State Automated System of the Russian Federation “Vybory”, “On Information, Information Technologies, and Data Protection”, “On Personal Data”, and statutory legal enactments of the CEC of Russia.

In accordance with the legislation, in the territory of the Russian Federation Registration (accounting) of voters is performed by the head of a local administration of a municipal district, urban district, intra-city area of a city of federal significance (by the chief of a territorial executive body of

a city of federal significance), by a commander of a military unit.

Basis for Registration (accounting) of voters in the territory of a municipal formation is the fact of location of a place of residence (in relation to forced migrants – the fact of temporary stay) of voters in a corresponding territory. The said fact is established on basis of data, submitted by bodies, performing registration at place of stay and at place of residence of citizens of the Russian Federation within the territory of the Russian Federation.

According to the clause 2.4 of the Provision on the State System of Registration (accounting) of voters, referendum participants in the Russian Federation, a citizen is enrolled on a list of voters, referendum participants in a corresponding territory subject to:

- upon the attainment of the age of 18;

- registration of a citizen, who reached the age of 18, at place of residence (in relation to forced migrants – at a place of temporary stay) in this territory;

- enrollment into a military unit of citizens, doing military service by conscription, in accordance with an order of the commander of a military unit (enrollment into a military training establishment in accordance with an order of the head of a military training establishment);

- permanent residence in the territory of a foreign state or being on a long-term international business trip, which are established by data of a consular register;

- entry into legal force of a court decision on declaring a citizen, who was previously adjudged incapable, to be fully capable;

- military registration upon retirement from military service by conscription, in case if the place of residence of a citizen is in a corresponding territory;

- expiration of a sentence, served by a citizen, in the form of imprisonment, in case if the place of residence of a citizen is in a corresponding territory.

A citizen is excluded from the number of voters, referendum participants in a corresponding territory subject to:

- deregistration at place of residence (in relation to forced migrants – at a place of temporary stay), including subject to entry into legal force of a court decision on declaring a citizen to be a missing person;

calling of a citizen, residing in the corresponding territory, to military service;

servicing a sentence in the form of imprisonment;

entry into legal force of a court decision on declaring a person to be incapable;

termination of citizenship of the Russian Federation;

death or declaration of death.

According to the State System of Registration (accounting) of voters, referendum participants, the following numbers are registered in the territory of the Russian Federation as of the 1st January 2011 – 108 218 024, as of the 1st July 2011 – 108 153 615, as of the 1st January 2012 – 108 137 957 voters, referendum participants (appendix 1 to the chapter 2).

Legal basis of generating, updating and using of voter lists at the election of the President of the Russian Federation of March 4, 2012 was as follows:

articles 26, 27, and 28 of the Federal Law “On the Election of the President of the Russian Federation”;

Instruction on generating, updating and using of voter lists at the election of deputies of the State Duma of the Federal Assembly of the Russian Federation of the sixth convocation and at the election of the President of the Russian Federation, approved by the resolution of the CEC of Russia dated July 14, 2011 No. 20/216-6.

In accordance with the mentioned statutory enactments, voter lists were generated on basis of data, submitted by:

the head of a local administration of a municipal district, urban district, the head of a district authority of the city of Moscow, the head of a district administration of the city of St. Petersburg;

the commander of a military unit (concerning data on servicemen and any other voters, residing within the territory of disposition of a military unit), including a military unit, which are deployed outside the territory of the Russian Federation;

the head of an educational establishment (concerning data on voters, who are learning on a full-time program and registered at a place of temporary stay in a residence hall);

by the head of an organization, where voters stay temporarily (a hospital, holiday center, health resort, etc.)

the captain of a ship, the head of a polar station.

Basis for enrollment at any given polling station are:

the fact of location of a place of residence (in relation to forced migrants – a place of temporary stay) in the territory of a polling station;

the fact of location of a place of temporary stay in the territory of a polling station – in relation to voters, who are learning in educational establishments on a full-time program and registered at a place of temporary stay in residence halls

submission of an absentee voting certificate;

a personal written application, submitted to a precinct election commission not later than three days before the election day, – in relation to voters, who have no possibility to receive absentee voting certificate and are in places of temporary stay, work for factories with nonstop operation, and voters from servicemen, who are outside the disposition of a military unit;

a personal application, submitted to a precinct election commission not later than the election day, – in relation to voters, who are not registered at a place of residence within the territory of the Russian Federation, and voters, who vote at polling stations, established outside the territory of the Russian Federation.

In the period of preparation and carrying out of the election of the President of the Russian Federation on the web-site of the CEC of Russia Internet-services were arranged, that provide citizens of Russia with a possibility to gain via the Internet an access to data on processing of their personal data in the GAS “Vybory”, and to data on polling stations, including those, where they are enrolled to voter lists.

As of from 15 February through 4 March 2012 19,045 calls to the Internet-service “Find yourself in voter lists” were processed, including on 3 March – 3,988 calls, on 4 March – 3,027 calls.

As of from 15 February through 4 March 2012 the Internet-service, arranged on the web-site of the CEC of Russia to enable voters to learn a number and address of their polling station, were used by more than 230 thousand people, including on 3 March – 40,239 calls, on 4 December – 72,665 calls.

In accordance with the Protocol of the Central Election Commission of the Russian Federation on the results of the election of the President of the Russian Federation of March 4, 2012 the number of voters, which are enrolled to voter lists, made up 109 860 331 including 109 385 554 in the Russian Federation (data on updating of the number of voters, which are enrolled to voter lists at the election of the President of the Russian Federation of

2004, 2008 and 2012, are set out in the appendix 2 to the chapter 2, on updating of the number of voters in the period of preparation and carrying out of

the election of the President of the Russian Federation on March 4, 2012 – in the appendix 3 to the chapter 2).

Appendix 1 to the Chapter 2

**The number of voters, referendum participants registered as
of January 1 and July 1, 2011, January 1, 2012**

№ item	Subject of the Russian Federation	The number of voters, referendum participants		
		01.01.2011	01.07.2011	01.01.2012
1	Adygei Republic	333 854	335 201	336 145
2	Altai Republic	147 308	148 865	149 561
3	Bashkortostan Republic	3 010 243	3 022 563	3 039 061
4	Buriat Republic	711 345	709 122	708 918
5	Daghestan Republic	1 492 564	1 497 300	1 558 441
6	Ingush Republic	184 197	190 571	192 727
7	Kabardino-Balkarian Republic	522 643	523 217	526 958
8	Kalmyk Republic	215 789	216 770	216 525
9	Karachaevo-Cherkess Republic	316 929	317 200	317 637
10	Karelian Republic	554 918	553 580	552 675
11	Komi Republic	735 200	732 197	729 369
12	Mari El Republic	555 550	551 953	554 506
13	Mordovian Republic	661 427	661 576	661 044
14	Yakutian (Sakha) Republic	597 436	599 152	602 299
15	North Ossetian Republic – Alania	502 804	507 032	508 291
16	Tatarstan Republic	2 902 502	2 911 727	2 916 219
17	Tyva Republic	172 642	172 379	167 288
18	Udmurt Republic	1 223 441	1 222 360	1 222 239
19	Khakass Republic	394 583	391 870	384 591
20	Chechen Republic	599 310	608 797	615 557
21	Chuvash Republic	988 351	989 005	983 800
22	Altai Territory	1 966 039	1 964 723	1 954 384
23	Zabaykalsky Territory	803 571	804 251	817 447
24	Kamchatka Territory	262 694	248 850	248 475
25	Krasnodar Territory	3 860 692	3 839 715	3 827 834
26	Krasnoyarsk Territory	2 150 489	2 137 664	2 144 297
27	Perm Territory	2 108 289	2 101 390	2 101 061
28	Primorski Territory	1 526 447	1 517 213	1 505 799
29	Stavropol Territory	1 962 957	1 966 148	1 965 260
30	Khabarovsk Territory	1 057 494	1 052 390	1 043 585
31	Amur Region	652 533	649 216	648 068
32	Arkhangelsk Region	984 823	983 408	979 219
33	Astrakhan Region	763 442	763 432	759 669
34	Belgorod Region	1 229 739	1 230 974	1 231 147
35	Bryansk Region	1 042 224	1 040 027	1 040 529
36	Vladimir Region	1 212 721	1 209 535	1 202 345
37	Volgograd Region	1 961 550	1 959 405	1 956 135
38	Vologda Region	982 881	981 122	980 507
39	Voronezh Region	1 921 634	1 914 766	1 910 218
40	Ivanovo Region	876 909	875 501	861 863
41	Irkutsk Region	1 881 061	1 881 283	1 884 513
42	Kaliningrad Region	748 511	753 349	757 299
43	Kaluga Region	809 588	808 091	803 449

№ item	Subject of the Russian Federation	The number of voters, referendum participants		
		01.01.2011	01.07.2011	01.01.2012
44	Kemerovo Region	2 122 789	2 117 822	2 106 864
45	Kirov Region	1 130 779	1 129 264	1 126 688
46	Kostroma Region	566 578	563 948	562 812
47	Kurgan Region	769 239	767 065	762 093
48	Kursk Region	961 836	960 947	960 864
49	Leningrad Region	1 295 774	1 299 253	1 240 884
50	Lipetsk Region	954 109	954 902	956 968
51	Magadan Region	119 143	118 181	116 491
52	Moscow Region	5 543 078	5 549 224	5 577 728
53	Murmansk Region	678 571	676 089	662 264
54	Nizhni Novgorod Region	2 715 041	2 709 674	2 702 205
55	Novgorod Region	531 321	529 736	528 478
56	Novosibirsk Region	2 123 177	2 120 641	2 122 611
57	Omsk Region	1 561 855	1 564 363	1 566 357
58	Orenburg Region	1 647 275	1 651 136	1 652 171
59	Orel Region	658 468	659 163	658 734
60	Penza Region	1 124 250	1 122 968	1 121 904
61	Pskov Region	581 191	583 108	576 196
62	Rostov Region	3 304 990	3 306 028	3 301 164
63	Ryazan Region	960 382	956 193	954 897
64	Samara Region	2 514 995	2 516 304	2 516 752
65	Saratov Region	2 007 248	2 006 419	2 002 612
66	Sakhalin Region	394 391	392 625	391 141
67	Sverdlovsk Region	3 476 949	3 471 977	3 463 568
68	Smolensk Region	820 861	816 933	813 926
69	Tambov Region	862 080	863 144	867 229
70	Tver Region	1 152 138	1 148 415	1 142 192
71	Tomsk Region	762 316	762 269	764 671
72	Tula Region	1 270 739	1 264 221	1 259 994
73	Tyumen Region	1 044 426	1 052 039	1 052 983
74	Ulyanovsk Region	1 074 127	1 069 987	1 067 353
75	Chelyabinsk Region	2 740 607	2 740 060	2 741 415
76	Yaroslavl Region	1 060 679	1 057 130	1 053 671
77	Moscow City	7 060 181	7 056 093	7 060 879
78	Saint-Petersburg City	3 389 862	3 391 475	3 470 949
79	Jewish Autonomous area	137 775	136 792	136 906
80	Nenets Autonomous area	31 509	31 533	31 662
81	Khanty-Mansi Autonomous area – Yugra	1 082 010	1 092 846	1 082 000
82	Chukot Autonomous area	36 241	36 424	35 938
83	Yamalo-Nenetski Autonomous area	359 720	362 334	356 789
Total for Russian Federation		108 218 024	108 153 615	108 137 957

Appendix 2 to the Chapter 2

**The number of voters on the voter lists for the election of
the President of the Russian Federation in 2004, 2008 and 2012**

№ item	Subject of the Russian Federation	The number of voters on the voter lists			Change in the number of voters			
		14.03.2004	02.03.2008	04.03.2012	14.03.2004/ 02.03.2008		02.03.2008/ 04.03.2012	
					number	%	number	%
1	Adygei Republic	321 051	333 887	342 734	12 836	3,84	8 847	2,58
2	Altai Republic	140 046	141 813	151 462	1 767	1,25	9 649	6,37
3	Bashkortostan Republic	2 894 559	2 922 491	3 014 076	27 932	0,96	91 585	3,04
4	Buriat Republic	672 225	678 759	629 009	6 534	0,96	-49 750	-7,91
5	Daghestan Republic	1 419 236	1 433 651	1 563 650	14 415	1,01	129 999	8,31
6	Ingush Republic	156 157	165 968	192 867	9 811	5,91	26 899	13,95
7	Kabardino-Balkarian Republic	521 760	517 715	528 147	-4 045	-0,78	10 432	1,98
8	Kalmyk Republic	202 419	211 674	214 497	9 255	4,37	2 823	1,32
9	Karachaevo-Cherkess Republic	304 546	302 748	319 473	-1 798	-0,59	16 725	5,24
10	Karelian Republic	568 445	564 678	558 774	-3 767	-0,67	-5 904	-1,06
11	Komi Republic	759 794	748 397	750 661	-11 397	-1,52	2 264	0,30
12	Mari El Republic	546 667	510 777	537 932	-35 890	-7,03	27 155	5,05
13	Mordovian Republic	648 704	657 715	649 355	9 011	1,37	-8 360	-1,29
14	Yakutian (Sakha) Republic	571 047	594 480	614 351	23 433	3,94	19 871	3,23
15	North Ossetian Republic – Alania	443 760	483 927	512 245	40 167	8,30	28 318	5,53
16	Tatarstan Republic	2 734 214	2 831 072	2 866 307	96 858	3,42	35 235	1,23
17	Tyva Republic	160 643	164 110	159 341	3 467	2,11	-4 769	-2,99
18	Udmurt Republic	1 200 431	1 217 874	1 218 251	17 443	1,43	377	0,03
19	Khakass Republic	385 188	389 905	382 578	4 717	1,21	-7 327	-1,92
20	Chechen Republic	600 831	587 164	615 441	-13 667	-2,33	28 277	4,59
21	Chuvash Republic	955 328	955 051	954 572	-277	-0,03	-479	-0,05
22	Altai Territory	2 005 065	1 999 177	1 961 328	-5 888	-0,29	-37 849	-1,93
23	Zabaykalsky Territory	831 039	809 100	831 712	-21 939	-2,71	22 612	2,72
24	Kamchatka Territory	278 411	260 211	256 522	-18 200	-6,99	-3 689	-1,44
25	Krasnodar Territory	3 773 085	3 556 142	3 803 307	-216 943	-6,10	247 165	6,50
26	Krasnoyarsk Territory	2 221 468	2 129 015	2 192 321	-92 453	-4,34	63 306	2,89
27	Perm Territory	2 076 387	2 106 200	2 124 064	29 813	1,42	17 864	0,84
28	Primorski Territory	1 496 468	1 514 321	1 542 897	17 853	1,18	28 576	1,85
29	Stavropol Territory	1 878 808	1 929 075	1 983 954	50 267	2,61	54 879	2,77
30	Khabarovsk Territory	1 082 987	1 046 739	1 056 125	-36 248	-3,46	9 386	0,89
31	Amur Region	680 668	646 683	662 320	-33 985	-5,26	15 637	2,36
32	Arkhangelsk Region	1 016 056	1 001 888	988 678	-14 168	-1,41	-13 210	-1,34
33	Astrakhan Region	743 936	754 985	769 608	11 049	1,46	14 623	1,90
34	Belgorod Region	1 161 026	1 187 119	1 210 590	26 093	2,20	23 471	1,94
35	Bryansk Region	1 072 921	1 043 197	1 045 083	-29 724	-2,85	1 886	0,18
36	Vladimir Region	1 230 443	1 217 308	1 202 174	-13 135	-1,08	-15 134	-1,26
37	Volgograd Region	2 017 496	1 844 337	2 003 455	-173 159	-9,39	159 118	7,94
38	Vologda Region	992 566	983 232	987 574	-9 334	-0,95	4 342	0,44
39	Voronezh Region	1 927 420	1 910 819	1 918 524	-16 601	-0,87	7 705	0,40
40	Ivanovo Region	910 881	883 063	866 474	-27 818	-3,15	-16 589	-1,91
41	Irkutsk Region	1 867 322	1 863 300	1 915 179	-4 022	-0,22	51 879	2,71
42	Kaliningrad Region	736 512	742 480	771 553	5 968	0,80	29 073	3,77

№ item	Subject of the Russian Federation	The number of voters on the voter lists			Change in the number of voters			
		14.03.2004	02.03.2008	04.03.2012	14.03.2004/ 02.03.2008		02.03.2008/ 04.03.2012	
					number	%	number	%
43	Kaluga Region	829 041	798 678	798 196	-30 363	-3,80	-482	-0,06
44	Kemerovo Region	2 031 234	2 099 066	2 076 673	67 832	3,23	-22 393	-1,08
45	Kirov Region	1 168 208	1 135 492	1 125 794	-32 716	-2,88	-9 698	-0,86
46	Kostroma Region	585 223	571 439	567 472	-13 784	-2,41	-3 967	-0,70
47	Kurgan Region	775 559	771 954	751 903	-3 605	-0,47	-20 051	-2,67
48	Kursk Region	980 857	957 465	947 765	-23 392	-2,44	-9 700	-1,02
49	Leningrad Region	1 318 023	1 244 438	1 281 947	-73 585	-5,91	37 509	2,93
50	Lipetsk Region	929 057	948 315	954 695	19 258	2,03	6 380	0,67
51	Magadan Region	131 301	124 162	118 184	-7 139	-5,75	-5 978	-5,06
52	Moscow Region	5 426 088	5 447 571	5 779 495	21 483	0,39	331 924	5,74
53	Murmansk Region	736 314	682 267	673 986	-54 047	-7,92	-8 281	-1,23
54	Nizhni Novgorod Region	2 804 042	2 742 532	2 777 766	-61 510	-2,24	35 234	1,27
55	Novgorod Region	547 913	541 502	528 561	-6 411	-1,18	-12 941	-2,45
56	Novosibirsk Region	2 093 067	2 039 733	2 139 313	-53 334	-2,61	99 580	4,65
57	Omsk Region	1 562 526	1 533 043	1 581 347	-29 483	-1,92	48 304	3,05
58	Orenburg Region	1 638 700	1 603 049	1 658 644	-35 651	-2,22	55 595	3,35
59	Orel Region	631 633	660 794	661 601	29 161	4,41	807	0,12
60	Penza Region	1 148 578	1 131 242	1 123 840	-17 336	-1,53	-7 402	-0,66
61	Pskov Region	614 377	593 834	578 498	-20 543	-3,46	-15 336	-2,65
62	Rostov Region	3 262 220	3 299 852	3 315 673	37 632	1,14	15 821	0,48
63	Ryazan Region	988 458	976 685	967 998	-11 773	-1,21	-8 687	-0,90
64	Samara Region	2 482 583	2 491 299	2 562 916	8 716	0,35	71 617	2,79
65	Saratov Region	1 996 920	1 967 217	1 991 376	-29 703	-1,51	24 159	1,21
66	Sakhalin Region	411 142	404 706	398 893	-6 436	-1,59	-5 813	-1,46
67	Sverdlovsk Region	3 476 803	3 523 318	3 527 808	46 515	1,32	4 490	0,13
68	Smolensk Region	852 529	830 020	816 276	-22 509	-2,71	-13 744	-1,68
69	Tambov Region	862 274	849 705	884 888	-12 569	-1,48	35 183	3,98
70	Tver Region	1 192 842	1 166 301	1 137 087	-26 541	-2,28	-29 214	-2,57
71	Tomsk Region	752 082	772 259	787 075	20 177	2,61	14 816	1,88
72	Tula Region	1 334 887	1 258 913	1 249 121	-75 974	-6,03	-9 792	-0,78
73	Tyumen Region	969 762	1 021 589	1 056 505	51 827	5,07	34 916	3,30
74	Ulyanovsk Region	1 094 421	1 064 892	1 048 667	-29 529	-2,77	-16 225	-1,55
75	Chelyabinsk Region	2 679 343	2 720 320	2 757 879	40 977	1,51	37 559	1,36
76	Yaroslavl Region	1 089 834	1 067 252	1 056 948	-22 582	-2,12	-10 304	-0,97
77	Moscow City	6 924 674	6 998 056	7 309 869	73 382	1,05	311 813	4,27
78	Saint-Petersburg City	3 633 970	3 357 847	3 849 426	-276 123	-8,22	491 579	12,77
79	Jewish Autonomous area	130 327	133 887	135 703	3 560	2,66	1 816	1,34
80	Nenets Autonomous area	31 581	38 319	37 434	6 738	17,58	-885	-2,36
81	Khanty-Mansi Autonomous area – Yugra	1 003 213	1 008 746	1 104 365	5 533	0,55	95 619	8,66
82	Chukot Autonomous area	37 543	36 553	35 968	-990	-2,71	-585	-1,63
83	Yamalo-Nenetski Autonomous area	360 109	348 507	358 834	-11 602	-3,33	10 327	2,88
Outside the Russian Federation		337 007	416 950	474 777	79 943	19,17	57 827	12,18
Total		108 064 281	107 222 016	109 860 331	-842 265	-0,79	2 638 315	2,40

*Appendix 3 to the Chapter 2***Change in the number of voters in the period of preparation and election of the President of the Russian Federation, March 4, 2012**

№ item	Subject of the Russian Federation	The number of registered voters as of 01.01.2012	Number included in the voter lists on 04.03.2012 at 8:00	The number of voters who voted with absentee ballots	The number of voters on the lists at the end of voting
1	Adygei Republic	336 145	336 033	941	342 734
2	Altai Republic	149 561	146 840	1 520	151 462
3	Bashkortostan Republic	3 039 061	2 985 396	33 798	3 014 076
4	Buriat Republic	708 918	599 419	9 868	629 009
5	Daghestan Republic	1 558 441	1 558 286	404	1 563 650
6	Ingush Republic	192 727	192 707	237	192 867
7	Kabardino-Balkarian Republic	526 958	528 771	660	528 147
8	Kalmyk Republic	216 525	208 426	4 119	214 497
9	Karachaevo-Cherkess Republic	317 637	319 343	363	319 473
10	Karelian Republic	552 675	550 365	4 118	558 774
11	Komi Republic	729 369	730 063	16 276	750 661
12	Mari El Republic	554 506	520 336	13 826	537 932
13	Mordovian Republic	661 044	636 491	8 839	649 355
14	Yakutian (Sakha) Republic	602 299	590 793	7 996	614 351
15	North Ossetian Republic - Alania	508 291	491 704	6 082	512 245
16	Tatarstan Republic	2 916 219	2 822 228	31 471	2 866 307
17	Tyva Republic	167 288	155 635	1 167	159 341
18	Udmurt Republic	1 222 239	1 200 435	14 383	1 218 251
19	Khakass Republic	384 591	375 343	5 546	382 578
20	Chechen Republic	615 557	614 603	2 086	615 441
21	Chuvash Republic	983 800	913 576	28 990	954 572
22	Altai Territory	1 954 384	1 939 028	14 821	1 961 328
23	Zabaykalsky Territory	817 447	815 470	10 368	831 712
24	Kamchatka Territory	248 475	243 861	1 211	256 522
25	Krasnodar Territory	3 827 834	3 704 831	61 926	3 803 307
26	Krasnoyarsk Territory	2 144 297	2 132 370	21 567	2 192 321
27	Perm Territory	2 101 061	2 091 748	21 073	2 124 064
28	Primorski Territory	1 505 799	1 501 523	26 498	1 542 897
29	Stavropol Territory	1 965 260	1 955 582	14 618	1 983 954
30	Khabarovsk Territory	1 043 585	1 029 790	15 875	1 056 125
31	Amur Region	648 068	646 379	7 498	662 320
32	Arkhangelsk Region	979 219	975 126	8 811	988 678
33	Astrakhan Region	759 669	759 874	7 698	769 608
34	Belgorod Region	1 231 147	1 188 521	15 797	1 210 590
35	Bryansk Region	1 040 529	1 014 665	23 891	1 045 083
36	Vladimir Region	1 202 345	1 185 523	10 648	1 202 174
37	Volgograd Region	1 956 135	1 937 875	36 088	2 003 455
38	Vologda Region	980 507	967 431	12 924	987 574
39	Voronezh Region	1 910 218	1 873 493	33 311	1 918 524
40	Ivanovo Region	861 863	838 629	19 661	866 474
41	Irkutsk Region	1 884 513	1 875 970	21 200	1 915 179
42	Kaliningrad Region	757 299	752 124	7 191	771 553

№ item	Subject of the Russian Federation	The number of registered voters as of 01.01.2012	Number included in the voter lists on 04.03.2012 at 8:00	The number of voters who voted with absentee ballots	The number of voters on the lists at the end of voting
43	Kaluga Region	803 449	779 712	13 345	798 196
44	Kemerovo Region	2 106 864	2 035 640	31 143	2 076 673
45	Kirov Region	1 126 688	1 106 759	15 775	1 125 794
46	Kostroma Region	562 812	555 764	9 587	567 472
47	Kurgan Region	762 093	735 473	11 086	751 903
48	Kursk Region	960 864	932 675	12 432	947 765
49	Leningrad Region	1 240 884	1 233 247	23 300	1 281 947
50	Lipetsk Region	956 968	948 094	7 140	954 695
51	Magadan Region	116 491	116 563	634	118 184
52	Moscow Region	5 577 728	5 551 932	113 692	5 779 495
53	Murmansk Region	662 264	660 732	6 154	673 986
54	Nizhni Novgorod Region	2 702 205	2 688 299	46 018	2 777 766
55	Novgorod Region	528 478	520 657	6 053	528 561
56	Novosibirsk Region	2 122 611	2 093 372	36 374	2 139 313
57	Omsk Region	1 566 357	1 546 122	19 064	1 581 347
58	Orenburg Region	1 652 171	1 629 840	14 832	1 658 644
59	Orel Region	658 734	652 079	7 690	661 601
60	Penza Region	1 121 904	1 105 850	13 964	1 123 840
61	Pskov Region	576 196	568 174	5 867	578 498
62	Rostov Region	3 301 164	3 254 639	59 520	3 315 673
63	Ryazan Region	954 897	946 782	16 119	967 998
64	Samara Region	2 516 752	2 497 013	28 079	2 562 916
65	Saratov Region	2 002 612	1 942 129	42 878	1 991 376
66	Sakhalin Region	391 141	392 609	4 299	398 893
67	Sverdlovsk Region	3 463 568	3 455 813	43 638	3 527 808
68	Smolensk Region	813 926	802 374	10 157	816 276
69	Tambov Region	867 229	869 866	9 696	884 888
70	Tver Region	1 142 192	1 116 690	17 455	1 137 087
71	Tomsk Region	764 671	771 242	7 334	787 075
72	Tula Region	1 259 994	1 219 375	21 733	1 249 121
73	Tyumen Region	1 052 983	1 026 219	20 528	1 056 505
74	Ulyanovsk Region	1 067 353	1 030 060	15 759	1 048 667
75	Chelyabinsk Region	2 741 415	2 704 805	45 913	2 757 879
76	Yaroslavl Region	1 053 671	1 039 108	11 874	1 056 948
77	Moscow City	7 060 879	7 042 110	168 435	7 309 869
78	Saint-Petersburg City	3 470 949	3 722 603	58 434	3 849 426
79	Jewish Autonomous area	136 906	132 718	2 001	135 703
80	Nenets Autonomous area	31 662	35 141	328	37 434
81	Khanty-Mansi Autonomous area – Yugra	1 082 000	1 076 529	20 801	1 104 365
82	Chukot Autonomous area	35 938	35 120	554	35 968
83	Yamalo-Nenetski Autonomous area	356 789	353 792	4 732	358 834
Total for Russian Federation		108 137 957	106 834 327	1 589 782	109 385 554

Chapter 3.

The federal election constituency and polling stations.

The system of election commissions

3.1. Data on the qualitative composition of precinct election commissions

For preparation and carrying out of the election of the President of the Russian Federation on basis of data on the number of voters, registered in the territories of municipal formations, 95,031 polling stations were established.

Polling stations were established by the head of local administration of a municipal district, urban district, intra-city area of a city of federal significance with the concurrence of a corresponding territorial election commission. Considering local and other conditions, and a need of providing voters with maximum conveniences, the following numbers of polling stations were established:

1655 polling stations – in places of temporary stay of voters (hospitals, holiday center, health resort, etc.);

125 – in place of detention of suspected and accused persons;

530 – in hard-to-reach and distant areas;

935 – on ships, being at sea at the voting day;

11 – at polar stations;

181 – in the territories of military units;

76 – at railway stations and in airports.

32 polling stations were established for ensuring of the electoral rights of citizens, having no registration at place of residence within the territory of the Russian Federation.

In accordance with the clause 3 of the article 25 of the Federal Law “On the Election of the President of the Russian Federation” the number of voters registered in the territory of each election precinct shall not exceed 3,000. Proceeding from the number of voters registered in the territory of a polling station, the quantity of polling station made up:

47,092 – with the number of up to 1,000 voters

26,285 – with the number of from 1,001 to 2,000 voters;

21,654 – with the number of over 2,000 voters.

95,031 precinct election commissions were established within the legal period in the territory of the Russian Federation for preparation and carrying out of the election of the President of the Russian Federation. As compared to the election of deputies of the State Duma of the Federal Assembly of the

Russian Federation of the sixth convocation, the number of precinct election commissions increased by 158. Precinct election commissions were established by corresponding superior election commissions.

832,872 persons were appointed to be voting members of precinct election commissions, with 706,391 (about 85 %) of them having experience in election commissions of different levels for the moment of appointment. It is 10 percent more than at carrying out of the election of deputies of the State Duma of the Federal Assembly of the Russian Federation of the sixth convocation.

At suggestions of regional branches of political parties, which nominated federal lists of candidates, admitted to allocation of deputy mandates in the election of deputies of the State Duma of the Federal Assembly of the Russian Federation of the sixth convocation, 349,234 persons were appointed as voting members of precinct election commissions, which amounts to about 42 percent of the total number of members of precinct election commissions. Among them, the following proportions were appointed at suggestions of political parties:

“UNITED RUSSIA” – 92,908 (11.2 %);

“Communist Party of the Russian Federation” – 81,022 (9.7 %);

“Liberal-democratic Party of Russia” – 68,663 (8.2 %);

“FAIR RUSSIA” – 71,503 (8.6 %);

Regional branches of the mentioned political parties appointed their representatives as members of precinct election commissions in all of 83 constituents of the Russian Federation.

At suggestions of other political parties, 35,138 persons were appointed as voting members of precinct election commissions (4.2 %), with the following of them to be appointed at suggestions of political parties:

“PATRIOTS of RUSSIA” – 16,460 (2.0 %);

“RIGHT CAUSE” – 10,202 (1.2 %);

Russian United Democratic Party “YABLOKO” – 8,476 (1.0 %)

At that, representatives of the Political Party “PATRIOTS of RUSSIA” were appointed as members of precinct election commissions in 55 constituents of the Russian Federation (excluding the

Altai Republic, the Karelian Republic, the Komi Republic, the Mari El Republic, the Udmurt Republic, the Altai Territory, Kamchatka Territory, Primorski Territory, Stavropol Territory, Khabarovsk Territory, the Vologda Region, Ivanovo Region, Kostroma Region, Leningrad Region, Nizhni Novgorod Region, Novgorod Region, Orel Region, Penza Region, Samara Region, Smolensk Region, Tambov Region, Tver Region, Tomsk Region, Tyumen Region, St. Petersburg, the Nenets Autonomous area, Chukot Autonomous area and Yamalo-Nenetski Autonomous area), representatives of the All-Russia Political Party "RIGHT CAUSE" were appointed as members of precinct election commissions in 35 constituents of the Russian Federation (excluding the Buriat Republic, the Karelian Republic, the Komi Republic, the Mari El Republic, the Yakutian (Sakha) Republic, the Tatarstan Republic, the Tyva Republic, the Chechen Republic, the Altai, Kamchatka, Perm, Stavropol, Khabarovsk Territories, the Astrakhan, Bryansk, Vladimir, Volgograd, Vologda, Ivanovo, Irkutsk, Kaliningrad, Kaluga, Kemerovo, Kirov, Kurgan, Kursk, Leningrad, Lipetsk, Murmansk, Nizhni Novgorod, Novgorod, Novosibirsk, Orenburg, Orel, Penza, Pskov, Ryazan, Samara, Saratov, Tambov, Tver, Tyumen, Ulyanovsk, Yaroslavl Regions, the Nenets, Khanty – Mansi, Chukot and Yamalo-Nenetski Autonomous areas), representatives of the Political Party "Russian United Democratic Party "YABLOKO" were appointed as members of precinct election commissions in 58 constituents of the Russian Federation (excluding the Ingush Republic, the Karelian Republic, the Komi Republic, the Mordovian Republic, the Yakutian (Sakha) Republic, the North Ossetian Republic – Alania Republic, the Khakass Republic, the Kamchatka, Primorski Territories, the Bryansk, Vologda, Leningrad, Magadan, Ryazan, Samara, Saratov, Tambov, Tver, Tyumen, Ulyanovsk, Yaroslavl Regions, the Jewish, Nenets, Chukot and Yamalo-Nenetski Autonomous areas),

At suggestions of non-governmental organizations 38,366 persons were appointed as voting members of election commissions (4.6 %), 25,444 (3.1 %) persons – as members of representative bodies of municipal formations, 419,828 (50.4 %) persons – as members of election meetings at place of residence, work, service, education.

A total of 4000 legislative (representative) elections in constituents of the Russian Federation and local elections in the Russian Federation, as well as local referenda, votings on territorial re-organization

and changing of municipal formations were set in the territory of the Russian Federation for March 4, 2012 in 76 constituents of the Russian Federation. In respect of this fact the Central Election Commission of the Russian Federation examined applications of corresponding election commissions and referendum commissions and entrusted precinct election commissions with powers on the election of the President of the Russian Federation with powers of preparation and carrying out any other elections and referenda in constituents of the Russian Federation, set for March 4, 2012. Subject to entrusting the mentioned commissions with powers, voters were provided with a possibility to receive ballots for voting in all elections of different levels and referenda, where a voter has the active election right, in one precinct election commission.

3.2. Establishment of election commissions of constituents of the Russian Federation, territorial election commissions

In accordance with the Federal Law "On the Election of the President of the Russian Federation", preparation and carrying out of the election of the President of the Russian Federation, ensuring of exercising and protection of voting rights of citizens was performed by the Central Election Commission of the Russian Federation, 83 election commissions of constituents of the Russian Federation, 2,746 territorial election commissions (including 2 territorial election commissions, organized for management of activity of precinct election commissions, formed at polling stations, which are established outside the territory of the Russian Federation), as well as over 95 thousand precinct commissions in the Russian Federation and 385 precinct foreign commissions. 63 of 83 election commissions of constituents of the Russian Federation were newly established in 2011 subject to expiration of the terms of office. Also, in 2011 the terms of office of 540 territorial election commissions, including 22 election commissions of municipal formations, which are entrusted with powers of territorial election commissions, were expired.

Establishment of election commissions of constituents of the Russian Federation and territorial election commissions was performed in accordance with requirements of the articles 22, 23, 24, 26, 28, 29 of the Federal Law " On Basic Guarantees of

Electoral Rights and the Rights of citizens of the Russian Federation to participate in a Referendum" (hereinafter in the chapter 3 – the Federal Law) and the legislation on elections and referendum of constituents of the Russian Federation.

A total of 848 persons were appointed as voting members of 63 election commissions of constituents of the Russian Federation, with 418 of them appointed by legislative (representative) bodies, 420 – by executive state government bodies of constituents of the Russian Federation, and 10 – by the Central Election Commission of the Russian Federation.

At suggestions of local representative bodies 200 persons (23,6 %) were appointed as members of commissions, at suggestions of election commissions of constituents of the Russian Federation of previous membership 84 persons (9,9 %) were appointed.

On basis of suggestions of the Central Election Commission of the Russian Federation 125 persons were appointed as members of 63 election commissions of constituents of the Russian Federation.

Of the appointed members of election commissions of constituents of the Russian Federation, 837 persons (98.7 %) have higher education, including 428 (50.8 %) – higher legal education, with a degree – 99 persons (11.7 %), including those with a law degree – 51 persons (6.0 %). More than a half of persons, appointed to be members of newly established commissions, have experience in election commissions of previous membership – 528 persons (62.3 %).

234 members of the established commissions are state and municipal employees, that comes up to 27.6 percent and complies with the provision of the clause 5 of the article 22 of the Federal Law on Non-exceeding of a half of the total number of members of election commission of constituents of the Russian Federation.

In accordance with the clause 4 of the article 28 of the Federal Law, the Central Election Commission of the Russian Federation made suggestions on candidates to be elected for the offices of the chairmen of 63 established election commission of constituents of the Russian Federation in due time. All candidates, suggested by the CEC of Russia, were elected to the offices of the chairmen of commissions in accordance with requirements of the clause 13 of the article 28 of the Federal Law.

The chairmen of all 63 election commissions of constituents of the Russian Federation have higher education, with 55 among them (87.3 %) – higher legal education, with a degree – 17 persons (27 %),

including those with a law degree – 10 persons (15.9 %).

All 22 chairmen of election commissions of constituents of the Russian Federation, elected for the first time, have higher education, with 17 among them – higher legal education (over 77%), with a degree – 7 persons (about 32 %), including those with a law degree – 1 person (the Pskov Region).

Deputy chairmen of all 63 election commissions of constituents of the Russian Federation have higher education, with 42 among them – higher legal education (over 63%), with a law degree – 3 persons (the Amur, Ivanovo and Chelyabinsk Regions).

Secretaries of all 63 election commissions of constituents of the Russian Federation have higher education, with 43 among them – higher legal education (over 68%), with a degree – 7 persons (over 11 %), including those with a law degree – 4 persons (the Karelian Republic, the Primorski Territory, the Amur and Tyumen Regions).

In accordance with the article 23 of the Federal law, the established election commissions of constituents of the Russian Federation act on permanent basis and are legal entities. The term of office of election commissions of constituents of the Russian Federation is five years.

Subject to expiration of the terms of office, in 2010 and 2011 2695 territorial Election commissions were newly established – over 98 percent of the total number of territorial commissions, operating in the Russian Federation. Including those in the Adygei Republic, the Altai, Kamchatka, Krasnoyarsk Territories, the Belgorod, Kostroma, Moscow, Orenburg, Saratov, Sakhalin, Tomsk Regions, the city of Moscow and the Chukot Autonomous area 308 election commissions of municipal formations were newly established and entrusted with powers of territorial election commissions by decisions of constituents of the Russian Federation.

A total of 25,816 persons were appointed as voting members of 2,695 territorial election commissions with 18,348 of them (71,1 %) having experience in election commissions of different levels. Of the appointed commission members, 20,058 persons (77.7 %) have higher professional education, including 3,883 (15 %) – higher legal education.

In some constituents of the Russian Federation non-governmental organizations participated in establishment of election commissions on parity with political parties. For example, in the Kabardino-Balkarian Republic and the Amur Region two members of territorial commissions (one

for each respectively) were appointed at suggestions of the All-Russian non-governmental organization “Young Guard of United Russia” and the Amur regional non-governmental organization “CIVIL INICIATIVE”; in the Samara Region – three members of territorial commissions were appointed at suggestion of Public Movement “December” of the Tolyatti urban district.

Moreover, at suggestions of other non-governmental organizations, 1,789 persons (7 %) were appointed as members of commissions, representative bodies of municipal formations – 1,810 (7 %), elec-

tion commissions of constituents of the Russian Federation – 365 (1.4 %), territorial election commissions of previous membership – 2,740 (10.6 %), voter meetings at a place of residence, work, service, education – 6,564 (25.4 %).

In accordance with the provisions of the articles 24, 26 of the Federal Law, all 2,695 territorial election commissions, including election commissions of municipal formations, which are entrusted with powers of territorial election commissions, are established for a period of powers of five years and operate on permanent basis.

Information about the composition of Precinct Election Commissions for election of the President of the Russian Federation, March 4, 2012

№ item	Subject of the Russian Federation	The number of Precinct Election Commissions		The number of members of Precinct Election Commissions											The number of PEC members with expertise in election commissions
		Total	including the authority to combine different elections, referendums	including the designated on the proposals									groups of voters		
				All-Russia Political Party "UNITED RUSSIA"	Political Party "Communist Party of the Russian Federation"	Political Party of "Liberal-democratic Party of Russia"	Political Party "FAIR RUSSIA"	Political Party "PATRIOTS of RUSSIA"	All-Russia Political Party "RIGHT CAUSE"	Political Party "Russian United Democratic Party "YABLOKO"	public associations	representative bodies of municipalities			
1	Adygei Republic	264	193	257	263	194	202	125	38	30	14	18	1097	1906	
2	Altai Republic	242	59	227	226	183	206		3	19	28	112	520	1151	
3	Bashkortostan Republic	3509	1115	3501	3095	996	2000	284	116	126	23	3312	15702	23032	
4	Buriat Republic	836	127	778	749	236	485	48		18	84	162	3886	5326	
5	Daghestan Republic	1900	289	1848	1345	574	862	491	755	1	129	398	5693	9833	
6	Ingush Republic	130		129	129	125	129	128	128			103	403	1241	
7	Kabardino-Balkarian Republic	356	356	354	330	267	286	81	226	8	351	210	692	2486	
8	Kalmyk Republic	253		253	252	236	251	25	67	5	88	228	569	1708	
9	Karachaevo-Cherkess Republic	246	63	244	240	240	240	237	221	216		24	414	1890	
10	Karelian Republic	543	22	474	410	391	395				55	35	2391	3867	
11	Komi Republic	660	73	638	552	509	483					234	3588	5348	
12	Mari El Republic	552	7	552	536	494	459			26		12	2941	4393	
13	Mordovian Republic	802	13	802	419	436	566	280	65		2384	52	1494	5369	
14	Yakutian (Sakha) Republic	813	324	740	415	116	416	46			174	211	4449	5076	
15	North Ossetian Republic – Alania	371	216	367	357	343	328	336	340		508	20	1285	3164	
16	Tatarstan Republic	2853	72	2852	1994	1702	2192	1325		36	4137	2784	4780	20001	
17	Tyva Republic	183	10	174	130	127	95	54		90	4	1	679	1176	
18	Udmurt Republic	1185	739	1179	1055	1015	866		1	19	298	208	6018	8891	
19	Khakass Republic	395	272	391	384	356	344	44	119		32	24	1788	3002	

№ item	Subject of the Russian Federation	The number of Precinct Election Commissions		The number of members of Precinct Election Commissions												The number of PEC members with expertise in election commissions
		Total	including the authority to combine different elections, referendums	including the designated on the proposals												
				All-Russia Political Party "UNITED RUSSIA"	Political Party "Communist Party of the Russian Federation"	Political Party "Liberal-democratic Party of Russia"	Political Party "FAIR RUSSIA"	Political Party "PATRIOTS of RUSSIA"	All-Russia Political Party "RIGHT CAUSE"	Political Party "Russian United Democratic Party "YABLOKO"	public associations	representative bodies of municipalities	groups of voters			
20	Chechen Republic	454		4095	435	431	417	435	425		410	3	6	1533	3435	
21	Chuvash Republic	1176	54	8639	1174	1054	738	894	129	29	161	43	574	3843	7742	
22	Altai Territory	1862	1404	15270	1849	1671	1493	1523			60	86	312	8276	12745	
23	Zabaykalsky Territory	955	252	7651	947	857	858	593	300	2	75	4	57	3958	6704	
24	Kamchatka Territory	323	7	2048	188	133	96	112				4	8	1507	1779	
25	Krasnodar Territory	2713	628	30459	2706	2500	1587	2245	68	1814	129	124	275	19011	25659	
26	Krasnoyarsk Territory	2174	277	15978	2159	1957	1584	1657	333	352	412	7	104	7413	13886	
27	Perm Territory	1890	687	15822	1817	1647	1421	1305	120	72	121	426	526	8439	13976	
28	Primorski Territory	1587	227	10125	1289	1227	935	925				433	3	5241	8119	
29	Stavropol Territory	1265	511	12410	1262	1198	897	966			164	209	1027	6687	10659	
30	Khabarovsk Territory	833	63	8347	789	595	614	463			106	35	46	5699	7208	
31	Amur Region	783	507	5814	765	637	395	330	90	62	4	30	69	3432	4963	
32	Arkhangelsk Region	984	440	7716	881	762	752	812	22	25	82	69	41	4270	6791	
33	Astrakhan Region	586	268	5512	581	528	505	505	49		59		11	3274	4516	
34	Belgorod Region	1250	0	11470	1250	1187	989	1204	951	840	430	1636	394	2589	11084	
35	Bryansk Region	1124	21	9415	1122	1059	933	1065	4		131	39	89	5104	8424	
36	Vladimir Region	940	49	8692	928	871	877	860	6			3	25	4991	7835	
37	Volograd Region	1653	71	15039	1590	1601	1441	1444	63		8	227	57	8608	8482	
38	Vologda Region	1040	699	8990	1027	627	766	767				221	270	5312	8107	
39	Voronezh Region	1680	538	17213	1675	1519	1622	1222	929	1097	657	1	334	8157	14318	
40	Ivanovo Region	717	30	6690	712	678	671	692			22	3	45	3867	5677	
41	Irkutsk Region	1925	616	14776	1786	1616	1143	1284	29		139	127	253	8399	12616	
42	Kaliningrad Region	551	26	4728	511	496	407	439	243		30	13	3	2586	3980	

№ item	Subject of the Russian Federation	The number of Precinct Election Commissions		The number of members of Precinct Election Commissions												The number of PEC members with expertise in election commissions
		Total	including the authority to combine different elections, referendums	including the designated on the proposals												
				All-Russia Political Party "UNITED RUSSIA"	Political Party "Communist Party of the Russian Federation"	Political Party of "Liberal-democratic Party of Russia"	Political Party "FAIR RUSSIA"	Political Party "PATRIOTS of RUSSIA"	All-Russia Political Party "RIGHT CAUSE"	Political Party "Russian United Democratic Party "YABLOKO"	public associations	representative bodies of municipalities	groups of voters			
43	Kaluga Region	723	6	722	677	660	596	5		98	41	128	3574	6069		
44	Kemerovo Region	1718	44	1717	1295	1348	559	283		90	474	417	11108	14342		
45	Kirov Region	1211	303	9979	1211	1162	1033	1178	33	243	61	233	4825	9178		
46	Kostroma Region	623	24	5359	619	558	593		31	64	74	252	2550	4781		
47	Kurgan Region	1175	125	8242	1174	1103	1036	1092	133	59	104	295	3246	6993		
48	Kursk Region	1153	474	9960	1152	710	1036	98		63		152	5726	7361		
49	Leningrad Region	989	4	8833	966	679	791				19	404	5329	7719		
50	Lipetsk Region	875	119	8159	868	794	824	5		10	11	559	4506	6852		
51	Magadan Region	103	18	784	92	83	86	25	58		12	2	347	730		
52	Moscow Region	3388	681	29581	3386	3162	2334	117	157	113	945	188	16141	25040		
53	Murmansk Region	622	16	3805	450	395	379	7		34	18	3	2098	2958		
54	Nizhni Novgorod Region	2331	82	21125	2300	2197	1390			82	32	228	12794	17159		
55	Novgorod Region	545	119	4547	545	519	498	530		83	13	51	2308	3551		
56	Novosibirsk Region	2032	100	15203	2023	1642	1101	19		79	87	2077	7271	13509		
57	Omsk Region	1847	537	15420	1839	1574	988	17	33	142	59	701	9170	13669		
58	Orenburg Region	1812	36	14894	1749	1671	1474	369		17	150	161	7824	11354		
59	Orel Region	749	132	6972	749	667	571	404		63	4100	37	381	6168		
60	Penza Region	1149	731	9727	1149	799	838	528		39	32	56	6286	8468		
61	Pskov Region	648	648	5721	648	453	502	621	43	356	77	220	2801	4872		
62	Rostov Region	2594	364	23129	2194	1756	2017	2065	1734	172	1324	736	8541	18848		
63	Ryazan Region	1063	78	8478	1060	927	1034	762	16		3	19	4657	7433		
64	Samara Region	1710	452	15846	1689	1076	1537				251	215	9551	14675		
65	Saratov Region	1783	51	15587	1782	1397	1486	961	319		243	192	9207	14143		

№ item	Subject of the Russian Federation	The number of Precinct Election Commissions		The number of members of Precinct Election Commissions													The number of PEC members with expertise in election commissions	
		Total	including the authority to combine different elections, referendums	including the designated on the proposals														
				All-Russia Political Party "UNITED RUSSIA"	Political Party "Communist Party of the Russian Federation"	Political Party "Liberal-democratic Party of Russia"	Political Party "FAIR RUSSIA"	Political Party "PATRIOTS of RUSSIA"	All-Russia Political Party "RIGHT CAUSE"	Political Party "Russian United Democratic Party "YABLOKO"	public associations	representative bodies of municipalities	groups of voters					
66	Sakhalin Region	445	48	3259	305	286	223	167	16	15	38	5	1	2203	2437			
67	Sverdlovsk Region	2537	1599	25223	2525	2366	2272	2308	1797	1451	1389	1372	840	8903	22758			
68	Smolensk Region	810	5	7036	810	697	513	589		7	9	4	61	4346	6037			
69	Tambov Region	952	93	8492	952	854	929	929					43	4785	7817			
70	Tver Region	1259	119	9967	1257	1111	872	979				2	289	5457	9118			
71	Tomsk Region	777	30	6396	776	721	676	629		144	79	54	5	3312	4936			
72	Tula Region	1135	5	11187	1131	994	1087	1058	93	68	162	602	154	5838	9626			
73	Tyumen Region	1128	61	8150	1120	840	1026	1030				2	85	4047	6876			
74	Ulyanovsk Region	993	0	8364	990	952	752	923	110				404	4233	7427			
75	Chelyabinsk Region	2245	339	19254	2231	1782	1418	2117	177	42	125	134	470	10758	17124			
76	Yaroslavl Region	906	638	9407	896	818	829	626	190					6048	8411			
77	Moscow City	3386	3387	43204	3319	2814	2301	3343	3167		111	14287	2474	11388	34796			
78	Saint-Petersburg City	1937		21266	1802	1678	1794	1588		72	906	1613	404	11409	17704			
79	Jewish Autonomous Region	144		998	144	143	112	133	25	18		3	46	374	828			
80	Nenets Autonomous area	51	14	293	51	39	20	33				13		137	247			
81	Khanty-Mansi Autonomous area – Yugra	657	30	6707	657	623	599	629	66		56	82	149	3846	4537			
82	Chukot Autonomous area	57	14	363	48	12	24	11					6	262	327			
83	Yamalo-Netetski Autonomous area	211	52	2255	211	104	180	83				11	10	1656	1948			
Total		95031	22903	832872	92908	81022	68663	71503	16460	10202	8476	38366	25444	419828	706391			

Chapter 4.

Nomination and registration of candidates for the office of the President of the Russian Federation

4.1. Nomination of candidates for the office of the President of the Russian Federation

In accordance with the clause 1 of the article 6 of the Federal Law “On the Election of the President of the Russian Federation”, candidates for the President of the Russian Federation may be nominated by the political parties entitled by Federal Law No. 95-FZ of July 11, 2001 “On Political Parties” to take part in elections and nominate candidates and also by way of self-nomination.

4.1.1. Nomination of candidates for the office of the President of the Russian Federation by political parties

In accordance with the Federal Law “On Political Parties”, a federal executive body, authorized to exercise functions in the sphere of registration of political parties, makes a list of political parties, entitled to participate in elections, publishes it in All-Russian periodic publications, puts it on the Internet and submits it to the CEC of Russia.

As of the day of the official publication of the decision to call the election of the President of the Russian Federation in the Russian Federation, 7 political parties were registered, which are entitled to participate in the election of the President of the Russian Federation under the Federal Law “On Political Parties” and the Federal Law “On the Election of the President of the Russian Federation”:

All-Russia Political Party “UNITED RUSSIA”,
Political Party “Communist party of the Russian Federation”,

Political Party “Liberal-democratic party of Russia”,

Political Party “FAIR RUSSIA”,

Political Party “Russian United Democratic Party “YABLOKO”,

All-Russia Political Party “RIGHT CAUSE”,

Political Party “PATRIOTS of RUSSIA”.

In accordance with the article 35 of the Federal Law “On the Election of the President of the Russian Federation”, a political party may nominate only one candidate. The decision of a political party to nominate a candidate shall be taken by the political party at its congress in accordance with the Federal Law “On Political Parties” and the statute of the political party.

The decision on participation in the election of the President of the Russian Federation on March 4, 2012 was made by 5 political parties:

All-Russia Political Party “UNITED RUSSIA”,
Political Party “FAIR RUSSIA”,

Political Party “Liberal-democratic party of Russia”,

Political Party “Communist party of the Russian Federation”,

Political Party “Russian United Democratic Party “YABLOKO”.

In accordance with the legislation, the mentioned parties advised the CEC of Russia on holding congresses of political parties, at which candidates for the President of the Russian Federation were nominated, and authorized representatives of the political parties submitted required documents to the CEC of Russia.

The All-Russia Political Party “UNITED RUSSIA” nominated the Chairman of the Government of the Russian Federation V.V. Putin as a candidate for the President of the Russian Federation .

At a congress of the Political Party “FAIR RUSSIA” the Chairman of the Council of the Chamber of Deputies of the Party S.M. Mironov was nominated as a candidate for the President of the Russian Federation .

The Political Party “Liberal-democratic party of Russia” nominated the Chairman of the Party V.V. Zhirinovsky as a candidate, the Political Party “Communist party of the Russian Federation” nominated the Chairman of the Central Committee of the Party G.A. Zyuganov.

The Political Party “Russian United Democratic Party “YABLOKO” nominated a member of the

Political Committee of the Party G.A. Yavlinsky (table 4.1).

4.1.2. Self-nomination of candidates for the office of the President of the Russian Federation

In accordance with the Federal Law "On the Election of the President of the Russian Federation", after the official publishing (publication) of the decision to call the election of the President of the Russian Federation, each citizen of the Russian Federation, entitled to a passive electoral right may nominate himself for the President of the Russian Federation

In accordance with the clause 2 of the article 34 of the said Federal Law, a group of voters consisting of not less than 500 citizens of the Russian Federation entitled to an active electoral right shall be formed to support the self-nomination of a candidate. Not later than five days before the mentioned meeting, the place and time of the meeting of the group of voters shall be made known to the Central Election Commission of the Russian Federation or the election commission of the constituent of the Russian Federation, in the territory of which the meeting is to be held. Within the legal period a self-nominated candidate shall submit a written application to the CEC of Russia for the registration of a group of voters.

The application for the registration of a group of voters shall be submitted together with a notarized protocol on the registration of members of the group

of voters at the meeting held in support of the self-nomination of the candidate and the minutes of the meeting of this group of voters.

Most of citizens of the Russian Federation, indicating their willingness to run for the office of the President of the Russian Federation and submitting applications to the CEC of Russia for the registration them as candidates, were not able to meet requirements, set by the Law.

Applications of the citizens for the self-nomination contained no data on the place and time of the meeting of the group of voters and documents, submitting of which is compulsory by virtue of the legislation.

4.1.3. Registration of groups of voters, formed to support the self-nomination of candidates for the office of the President of the Russian Federation

The CEC of Russia received written applications on the place and time of meeting of groups of voters, formed to support the self-nomination of candidates for the office of the President of

Federation, for support of 20 candidates.

In accordance with the Federal Law "On the Election of the President of the Russian Federation", representatives of the Central Election Commission of the Russian Federation were sent to meetings, if meetings were held in the city of Moscow, or workers of election commissions of the constituents of the Russian Federation in cases, when meetings were to

Table 4.1

No.	Candidate	Subject of the nomination	Date of the nomination of a candidate at a congress of a political party
1	Putin Vladimir Vladimirovich	All-Russia Political Party "UNITED RUSSIA"	27.11.2011
2	Mironov Sergey Mikhailovich	Political Party "FAIR RUSSIA"	10.12.2011
3	Zhirinovskiy Vladimir Volfovich	Political Party "Liberal-democratic party of Russia"	13.12.2011
4	Zyuganov Gennady Andreyevich	Political Party "Communist party of the Russian Federation"	17.12.2011
5	Yavlinsky Grigory Alekseyevich	Political Party "Russian United Democratic Party партия "YABLOKO"	18.12.2011

be held in the territories of these constituents of the Russian Federation.

In 12 cases meetings of voters were not held in the specified place and time. 8 meetings of voters were held, at which groups of voters were formed for support of the self-nomination of candidates for the office of the President of the Russian Federation and, in accordance with the legislation, the nominated candidates V.I. Cherepkov, S.M. Peunova, R.Z. Khamiev, D.F. Mezentsev, M.D. Prokhorov, N.V. Levashov, L.G. Ivashov and B.S. Mironov submitted to the CEC of Russia applications for the registration of groups of voters and other required documents.

For support of E.V. Savenko (E. Limonov) a group of voters, consisting of more than 500 persons, as required by the legislation, was not formed, nevertheless the mentioned candidate also submitted to the CEC of Russia documents for the registration of a group of voters.

Following the results of a check of documents, submitted by candidates to the Central Election Commission of the Russian Federation, decisions were made on the registration of groups of voters, formed to support the self-nomination of the candidates V.I. Cherepkov, S.M. Peunova, R.Z. Khamiev, D.F. Mezentsev, and M.D. Prokhorov.

The registration of groups of voters was denied to the candidates N.V. Levashov, L.G. Ivashov, E.V. Savenko and B.S. Mironov. The registration of groups of voters was denied to the mentioned candidates for various reasons.

1. N.V. Levashov might not be nominated as a candidate for the office of the President of the Russian Federation, as from 1995 till August 18, 2006 he has permanently resided in the territory of the USA and cannot be declared as a person, who permanently resides in the Russian Federation for the period of at least 10 years. According to the article 81 (part 2) of the Constitution of the Russian Federation, N.V. Levashov may not be elected as the President of the Russian Federation.

2. L.G. Ivashov did not meet the requirement, set by the clause 2 of the article 34 of the Federal Law "On the Election of the President of the Russian Federation".

Considering the holding of the group of voters in support of the self-nomination of L.G. Ivashov for the President of the Russian Federation on December 10, 2011, the last day for advising election commission on the holding of the mentioned meeting was December 4, 2011. For the first time L.G. Ivashov

have advised the Central Election Commission of the Russian Federation on the holding of the meeting on December 5, 2011. The notification contained no data on the date of the meeting of the group of voters. Only on December 8, 2011 the CEC of Russia received an updated notification, containing the date of the meeting of the group of voters.

3. E.V. Savenko was denied to register a group of voters due to the fact that an application for the registration of a group of voters was not accompanied with a notarized protocol on the registration of members of the group of voters at the meeting held in support of the self-nomination of the candidate, as required by the legislation.

4. By the effective decision of the Petropavlovsk-Kamchatsky city court of the Kamchatka Territory dated April 1, 2010 the printed material: Boris Mironov "Sentence for those killing Russia", which was distributed in the city of Petropavlovsk-Kamchatsky through the shop "Prosveshchenie", was declared as extremist literature.

In accordance with the sub-clause 4 of the clause 5² of the article 3 of the Federal Law "On the Election of the President of the Russian Federation", a citizen of the Russian Federation shall not be entitled to be elected the President of the Russian Federation if a legally effective court decision establishes the fact of distributing of materials, aimed at exciting of social, racial, ethnic or religious discord, promulgating inferiority of citizens on grounds of their relation to social, racial, national, religious or language identity, provided that such acts were committed within a period which does not exceed four years before the voting day.

The candidates N.V. Levashov, L.G. Ivashov, E.V. Savenko and B.S. Mironov filed suits in the Supreme Court of the Russian Federation on annulment of the resolutions of the CEC of Russia on refusal to register groups of voters, formed in support of their self-nomination. The judicial collegium for administrative cases of the Supreme Court of the Russian Federation dismisses applications of N.V. Levashov, L.G. Ivashov and E.V. Savenko. The application of B.S. Mironov was upheld, the resolution of the CEC of Russia was annulled. The Cassation Board of the Supreme Court of the Russian Federation affirmed the decisions of the Supreme Court of the Russian Federation on the candidates N.V. Levashov, L.G. Ivashov, E.V. Savenko; cassation appeals of the candidates were dismissed.

In respect to the candidate B.S. Mironov, the Cassation Board of the Supreme Court of the Russian Federation annulled the decision of the Court of the first instance and made a new decision on refusal to uphold the claims of the informer.

So, the CEC of Russia registered five groups of voters, formed to support the self-nominations of the candidates V.I. Cherepkov, S.M. Peunova, R.Z. Khamiev, D.F. Mezentsev and M.D. Prokhorov.

In addition, the CEC of Russia received some documents, required for the registration as a candidate for the President of the Russian Federation, from L.T. Bednaya.

The CEC of Russia established the absence of documents, set by the clauses 3,5, the sub-clause 2 of the clause 6 and the clause 11 of the article 34 of the Federal Law “On the Election of the President of the Russian Federation”. L.T. Bednaya did not meet the requirements of the clauses 2, 3, 11 of the article 34 of the Federal Law; among other things, a group of voters was not formed to support the self-nomination of the candidate. By its decision, the CEC of Russia ceased examining the documents, submitted for the self-nomination of L.T. Bednaya as a candidate for the President of the Russian Federation.

4.2. Receipt and verification of election documents

A candidate or an authorized representative of a political party, which nominated a candidate, submits to the Central Election Commission of the Russian Federation required documents for the registration of a candidate in accordance with the list, set by the article 37 of the Federal Law “On the Election of the President of the Russian Federation”.

Receipt and verification of submitted documents is carried out by the Central Election Commission of the Russian Federation in accordance with the provisions of the Federal Law “On the Election of the President of the Russian Federation”.

To verify the submitted documents and compliance with standards of the nomination of a candidate, the CEC of Russia formed the Working Group on receipt and verification of election documents, submitted by candidates, authorized representatives of political parties to the CEC of Russia.

The Working Group was composed of: the head of the Working Group – the secretary of the Central Election Commission of the Russian Federation, deputy heads of the Working Group – voting mem-

bers of the Central Election Commission of the Russian Federation, the secretary of the Working Group – civilian employees of the Central Office of the Central Election Commission of the Russian Federation, workers of the Federal Center of Information Technologies under the Central Election Commission of the Russian Federation.

4.2.1. Receipt and verification of candidacy lists

In accordance with the clause 1 of the article 36 of the Federal Law “On the Election of the President of the Russian Federation”, a self-nominated candidate shall collect in his support, and a political party (except political parties federal list of candidates of which is admitted to distribution of deputy seats in accordance with officially published returns of immediate preceding election of deputies of the State Duma of the Federal Assembly of the Russian Federation) shall collect in support of its candidate not less than two million voters’ signatures. At this, not more than 50 thousand signatures of voters residing in the territory of the given subject of the Russian Federation shall be collected in one subject of the Russian Federation. If the collection of voters’ signatures is carried out among voters residing outside the territory of the Russian Federation, the total quantity of such signatures shall not exceed 50 thousand.

The quantity of voters’ signatures in support of the nomination of a candidate, contained in candidacy lists, submitted to the Central Election Commission of the Russian Federation, may exceed the quantity, required for the registration of a candidate, but not more than 5 percent. So, for the registration a candidate for the office of Present of the Russian Federation, it is required to submit not less than 2 million and not more than 2,100,000 signatures to the Central Election Commission of the Russian Federation.

In accordance with the clauses 4, 5, and 15 of the article 38 of the Federal Law “On the Election of the President of the Russian Federation”, candidacy lists to be used for selective verification shall be chosen by random sampling (by lot). The procedure of carrying out of sampling was enacted by the resolution of the CEC of Russia dated June 22, 2011 No. 16/183-6. Initial verification covered 400 thousand signatures of voters, who put their signatures onto candidacy lists, and the corresponding voters’ data. If the number of signatures found to be unauthentic and invalid in the course of selective verification equals or

exceeds 5 percent of the total number of signatures sampled for verification, additional 200 thousand signatures were subject to verification.

Candidacy lists with voters' signatures in support of the nomination of their candidates for the President were submitted to the CEC of Russia by four candidates – M.D. Prokhorov (2,041,743 signatures), S.M. Peunova (243,245 signatures), D.F. Mezentsev (2,006,793 signatures), G.A. Yavlinsky (2,086,050 signatures). The total quantity of signatures, submitted by them, made up 6,377,831.

Candidate M.D. Prokhorov presented voters' signatures, collected in 64 constituents of the Russian Federation, candidate S.M. Peunova – in 61 constituents, candidate D.F. Mezentsev – in 54 constituents. Candidate G.A. Yavlinsky presented signatures, which were collected in 70 constituents of the Russian Federation, and signatures collected outside the territory of the Russian Federation: In the Federal Republic of Germany (77 signatures), the French Republic (24), the United States of America (11) and in the Kingdom of Belgium (7).

The most active collection of signatures was carried out in the Orenburg Region (155,684), in the Bashkortostan Republic (154,589), in the Samara (152,374), Vologda (150,957), Moscow (149,474), Nizhni Novgorod (149,334), Sverdlovsk (148,676), Irkutsk (148,602) Regions and in Altai Territory (146,328), the least active collection of signatures was carried out in the Sakhalin Region (919), in the Kabardino-Balkarian Republic (931), in the Kamchatka Territory (1,064), in the Jewish Autonomous area (1,186), in the Daghestan Republic (1,315) and in the Tyva Republic (1,590 signatures).

Data on the quantity of voters' signatures, collected in each constituent of the Russian Federation and throughout the Russian Federation in total in support of the nomination of the mentioned candidates and submitted to the Central Election Commission of the Russian Federation, are specified in the appendix 1 to the chapter 4.

As S.M. Peunova submitted to the CEC of Russia 243,245 signatures that is insufficient quantity of authentic signatures, collected in support of the nomination of a candidate, the Central Election Commission of the Russian Federation adopted the resolution "On refusal for Svetlana Mikhailovna Peunova on the registration as a candidate for the President of the Russian Federation" (the resolution of the CEC of Russia dated January 20, 2012 No. 89/711-6).

S.M. Peunova appealed the mentioned resolution in the Supreme Court of the Russian Federation, which, by its decision dated January 30, 2012, dismissed the application of S.M. Peunova.

Candidate M.D. Prokhorov submitted to the CEC of Russia 2,041,743 signatures. The check showed that the quantity of unauthentic and (or) invalid signatures made up 17,527 (4.38%). As the quantity of unauthentic and (or) invalid signatures, chosen by random sampling for verification, made up less than 5 percent, M.D. Prokhorov was registered for the President of the Russian Federation (the resolution of the CEC of Russia dated January 25, 2012 No. 90/713-6).

Candidate D.F. Mezentsev submitted to the CEC of Russia 2,006,793 signatures. The verification of candidacy lists with voter's signatures in support of the nomination of D.F. Mezentsev as a candidate for the President of the Russian Federation the quantity of unauthentic and (or) invalid signatures made up 15,680, or 14.9 percent of the quantity of verified signatures (105,227). The quantity of authentic signatures of voters was less than it is required for the registration. In accordance with the subclause 3 of the clause 2 of the article 39 of the Federal Law "On the Election of the President of the Russian Federation", by the resolution of the CEC of Russia dated January 27, 2012 No. 91/732-6 D.F. Mezentsev was denied the registration as a candidate for the President of the Russian Federation.

Candidate G.A. Yavlinsky submitted to the CEC of Russia 2,086,050 signatures. The verification of initially selected signatures showed that the quantity of unauthentic and (or) invalid signatures made up 92,283, or 23.07 percent of the quantity of verified signatures, for which reason additional verification of another 200 thousand signatures of voters was performed. According to its results, of these 200 thousand signatures another 61,655 signatures (30.83%) were declared unauthentic and (or) invalid.

So, following the results of two selections, 153,938 signatures, or 25.66 percent of the quantity of verified signatures (600 thousand), were declared unauthentic and (or) invalid. The quantity of authentic signatures made up 1,932,112, that is considerably less than the quantity required for the registration.

The main reason to declare signatures invalid was finding out of electrophotographies of candidacy lists, certified by written signatures of authorized representatives of the Russian United Democratic Party "YABLOKO" among candidacy lists, that is the

reason for declaring signatures invalid subject to the clause 5 of the clause 11 of the article 38. For this reason 137,492 signatures of voters were declared invalid.

Following the mentioned results of the verification of candidacy lists with voters' signatures in support of the nomination of the candidate for the President of the Russian Federation G.A. Yavlinsky and in accordance with the articles 19, 36, 39 of the Federal Law "On the Election of the President of the Russian Federation", the Central Election Commission of the Russian Federation denied G.A. Yavlinsky the registration as a candidate for the President of the Russian Federation (the resolution of the CEC of Russia dated Friday, January 27, 2012 No. 91/733-6).

G.A. Yavlinsky filed an application on annulment of the resolution and compelling of the CEC of Russia to register him as a candidate for the President of the Russian Federation to the Supreme Court of the Russian Federation. By the decision dated February 8, 2012 the Supreme Court of the Russian Federation dismissed the application of G.A. Yavlinsky.

Following the results of authentication of 1,400,000 signatures, chosen by the way of random samplings and the corresponding voters' data 187,145 signatures, or 13.37 percent of the quantity of all verified signatures, were declared unauthentic and (or) invalid. Of 187,145 signatures, declared unauthentic and (or) invalid in the result of the verification, the most (153,768, or 82.17% of the total quantity of unauthentic and (or) invalid signatures) are signatures, performed with violation of the procedure of execution of candidacy lists.

Subject to violations, committed in data of a signatures collector, 16,511 (8,82%) signatures were declared unauthentic and (or) invalid; subject to violations, committed in data of candidates, proxies, authorized representatives of political parties, 11,799 signatures (6,3% of the total quantity of unauthentic and (or) invalid signatures) were declared unauthentic and (or) invalid; subject to violations, committed during entering voters' data in a candidacy list, 4,808 (2,57%) signatures were declared unauthentic and (or) invalid; subject to violations of execution of candidacy lists, 259 (0.14%) signatures of voters were rejected.

General data on the results of the verification of candidacy lists, submitted by candidates for the President of the Russian Federation, with analysis of types of violations, are specified in the appendix 2 to the chapter 4.

4.2.2. Receipt of election documents and verification of data on property and income of candidates for the office of the President of the Russian Federation

The CEC received data on property and income for four years prior the year of appointment of the election and other data on fourteen candidates for the President of the Russian Federation and their spouses.

In order to carry out checks for accuracy of the submitted data in accordance with the article 38 of the Federal Law "On the Election of the President of the Russian Federation", about 150 representatives were sent to competent authorities: to the MIA of Russia – on unexpunged or unspent convictions, to the Federal Tax Service of Russia – on income and property, to the Federal Service of Supervision in the Sphere of Education and Science – on education, to the MIA of Russia, to the RF Ministry of Agriculture, EMERCOM of Russia, Federal Air Transport Agency of Russia – on transport means, to the Federal Service for State Registration, Cadastral Records and Cartography of Russia – on immovable property, to the MIA of Russia, Federal Migration Service of Russia – on citizenship, to the Federal Financial Markets Service of Russia – on shares and securities.

Following the performed verification on registered candidates, one fact of submitting of inaccurate data – V.V. Zhirinovsky has not specify the participation of his spouse in a commercial organization (the data are provided by the Federal Tax Service of Russia).

In order to inform voters on five registered candidates for the President of the Russian Federation, in accordance with the clause 5 of the article 39 of the Federal Law "On the Election of the President of the Russian Federation" and clause 2 of the Set of measures on ensuring of informing of voters on registered candidates for the office of the President of the Russian Federation, on political parties, which nominated candidates, that was approved by the resolution of the CEC of Russia dated May 25, 2011 No. 12/128-6, data on the amount and sources of income, on property of candidates and their spouses, as well as data on elicited facts of inaccuracy were made available for mass media. In addition, these data are posted on the web-site of the CEC of Russia and on information board on registered candidates for the office of the President of the Russian Federation.

4.3. Registration of candidates for the office of the President of the Russian Federation

According to the article 37 of the Federal Law “On the Election of the President of the Russian Federation” a candidate or an authorized representative of a political party, which nominated a candidate, shall submit all registration documents to the Central Election Commission of the Russian Federation simultaneously – not earlier than 80 days and not later than 45 days before the voting day, before 18:00 Moscow time.

In accordance with the article 39 of the Federal Law “On the Election of the President of the Russian Federation”, not later than 10 days after acceptance of the documents required for the registration of a candidate, the Central Election Commission of the Russian Federation shall take a decision to register a candidate or a reasoned decision to refuse his registration.

4.3.1. Registration of candidates, nominated by political parties

In accordance with the article 36 of the Federal Law “On the Election of the President of the Russian Federation”, a political party (except political parties federal list of candidates of which is admitted to distribution of deputy seats in accordance with officially published returns of the election of deputies of the State Duma of the Federal Assembly of the Russian Federation of the sixth convocation) shall collect in support of its candidate not less than two million voters’ signatures.

The right to submit documents for the registration of candidates without collecting of voters’ signatures to the CEC of Russia was exercised by four political parties, which nominated candidates for the President of the Russian Federation:

All-Russia Political Party “UNITED RUSSIA”,
Political Party “FAIR RUSSIA”,

Political Party “Liberal-democratic party of Russia”,

Political Party “Communist party of the Russian Federation”.

V.V. Putin was the first candidate, for whose registration the CEC of Russia received documents, – on December 14, 2011; the candidate was registered on December 20, 2011.

Candidates V.V. Zhirinovskiy, S.M. Mironov, G.A. Zyuganov also submitted registration docu-

ments and were registered by the Central Election Commission of the Russian Federation in December 2011.

The Political Party “Russian United Democratic Party “YABLOKO” carried out the collection of voters’ signatures in support of a candidate, nominated for the President of the Russian Federation, G.A. Yavlinsky.

Documents for the registration of a candidate G.A. Yavlinsky, including candidacy lists, were submitted to the CEC of Russia on January 18, 2012 – on the last day of receipt of registration documents.

In the course of verification of the documents, the quality of authentic and valid signatures of voters, collected in support of the nomination of the candidate, was found insufficient; the Central Election Commission of the Russian Federation adopted the resolution dated January 27, 2012 No. 91-733-6 “On refusal for Grigory Alexeyevich Yavlinsky on the registration as a candidate for the President of the Russian Federation”.

G.A. Yavlinsky filed an application to the Supreme Court of the Russian Federation on annulment of the resolution and compelling of the CEC of Russia to register him as a candidate for the President of the Russian Federation. By the decision dated February 8, 2012 the Supreme Court of the Russian Federation dismissed the application of G.A. Yavlinsky.

So the CEC of Russia registered four candidates, nominated by political parties for the President of the Russian Federation.

In accordance with the clause 9 of the article 49 of the Federal Law “On the Election of the President of the Russian Federation”, political parties, which nominated registered candidates, published their election programs in at one of national state print periodicals, posted them on the Internet and submitted copies of the said publications to the CEC of Russia and indicated the URLs of the web sites in the Internet (table 4.2).

4.3.2. Registration of candidates, nominated by way of self-nomination

In accordance with the article 36 of the Federal Law “On the Election of the President of the Russian Federation”, a self-nominated candidate shall collect in his support not less than two million voters’ signatures.

Candidates V.I. Cherepkov and R.Z. Khamiev did not submit registration documents to the CEC of

Table 4.2

No.	Political Party	URL of the election program of a political party on the Internet
1	All-Russia Political Party "UNITED RUSSIA"	http://er.ru/party/presidential_election/
2	Political Party "FAIR RUSSIA"	http://www.spravedlivo.ru/information/section_11/party_programm/
3	Political Party "Liberal-democratic party of Russia"	http://www.ldpr.ru/#party/Program_LDPR
4	Political Party "Communist party of the Russian Federation"	http://kprf.ru/party/program/

Russia. Subject to failure to comply with provisions of the clause 1 of the article 36 of the Federal Law "On the Election of the President of the Russian Federation" and to submit documents, required for registration, to the CEC of Russia within the legal period by candidates V.I. Cherepkov and R.Z. Khamiev, the CEC of Russia adopted the resolution on refusal for V.I. Cherepkov and R.Z. Khamiev on the registration as candidates for the President of the Russian Federation.

Candidates S.M. Peunova, D.F. Mezentsev, and M.D. Prokhorov submitted documents, including candidacy lists, to the CEC of Russia on January 18, 2012 – on the last day of receipt of registration documents.

Following the results of the performed check of submitted documents, the resolution of the CEC of Russia dated January 25, 2012 No. 90/713-6 "On the registration of Mikhail Dmitrievich Prokhorov as a candidate for the President of the Russian Federation" was adopted.

As S.M. Peunova submitted to the CEC of Russia 243,245 voters' signatures that is insufficient quantity of authentic signatures, collected in support of the nomination of a candidate, the Central Election Commission of the Russian Federation adopted the resolution dated January 20, 2012 No. 89/711-6 "On refusal for Svetlana Mikhailovna Peunova on the registration as a candidate for the President of the Russian Federation".

S.M. Peunova appealed the mentioned resolution in the Supreme Court of the Russian Federation, which, by its decision dated January 30, 2012, affirmed the resolution of the CEC of Russia.

The Central Election Commission of the Russian Federation adopted the resolution dated

January 27, 2012 No. 91/732-6 "On refusal for Dmitry Fedorovich Mezentsev on the registration as a candidate for the President of the Russian Federation" subject to insufficient for the registration quantity of authentic and valid signatures of voters, collected in support of the nomination of a candidate.

So the Central Election Commission of the Russian Federation registered only one candidate, nominated by way of self-nomination, – M.D. Prokhorov.

4.4. Non-voting members of the Central Election Commission of the Russian Federation, nominated as candidates for the office of the President of the Russian Federation

In accordance with the article 16 of the Federal Law "On the Election of the President of the Russian Federation", each candidate may, from the day on which he files registration documents with the Central Election Commission of the Russian Federation, appoint one non-voting member of the Central Election Commission of the Russian Federation.

All registered candidates for the President of the Russian Federation exercised their right to appoint non-voting members of the CEC of Russia.

V.V. Zhirinovskiy appointed A.Yu. Solovey as a non-voting member of the CEC of Russia, G.A. Zyuganov appointed S.A. Chikirev, S.M. Mironov – A.V. Pavlyuk, M.D. Prokhorov – O.V. Sharova, V.V. Putin – E.L. Zabarchuk.

The term of office of a non-voting member of the CEC of Russia E.L. Zabarchuk, appointed by a candidate V.V. Putin, elected for the President of the Russian Federation, lasts until completion of the registration of candidates in the next election of the President of the Russian Federation.

The powers of the other non-voting members of the CEC of Russia terminated on the day on which the election campaign in the election of the President of the Russian Federation ends – May 12, 2012.

A candidate for the President of the Russian Federation S.M. Peunova exercised their right to appoint non-voting members of the CEC of Russia too. After submitting registration documents to the CEC of Russia on January 18, 2012, on January 19, 2012 she appointed R.I. Islyamutdinova as a non-voting member of the CEC of Russia. In accordance with the provisions of the Federal Law, the powers of R.I. Islyamutdinova terminated on January 20, 2012 after the CEC of Russia made a decision on refusal to register S.M. Peunova as a candidate for the President of the Russian Federation.

4.5. Authorized representatives of political parties, which nominated candidates for the office of the President of the Russian Federation

In accordance with the article 32 of the Federal Law “On the Election of the President of the Russian Federation”, a political party, which nominated a candidate for the President of the Russian Federation, shall appoint representatives authorized to represent the political party in all matters relating to its participation in the election of the President of the Russian Federation.

Authorized representatives of a political party shall be subject to registration by the Central Election Commission of the Russian Federation.

The largest quantity of authorized representatives was appointed by the Political Party “Communist party of the Russian Federation”. As of the election day, the political party appointed 308 authorized representatives.

As of the election day, the political party “Liberal-democratic Party of Russia” appointed 169 authorized representatives, the Political Party “FAIR RUSSIA” – 149, the All-Russia Political Party “UNITED RUSSIA” – 11 authorized representatives.

4.6. Authorized representatives of voter groups, formed to support the self-nomination of candidates for the office of the President of the Russian Federation

In accordance with the article 34 of the Federal Law “On the Election of the President of the Russian Federation”, the application for the registration of a group of voters, formed to support the self-nomination of candidates for the office of the President of the Russian Federation shall be submitted together with a protocol of the meeting of this group of voters, which shall contain the decision on the appointment of authorized representatives of a voter group with indication of the surname, first name and patronymic, date of birth, passport details, residential address, main place of work or service and occupation of each authorized representative.

The largest quantity of authorized representatives of a voter group was appointed at the meeting in support of the self-nomination of the candidate for the President of the Russian Federation N.V. Levashov (132 persons), the smallest one – at the meeting in support of the self-nomination of the candidate for the President of the Russian Federation M.D. Prokhorov (4 persons).

4.7. Attorneys of candidates for the office of the President of the Russian Federation

In accordance with the article 43 of the Federal Law “On the Election of the President of the Russian Federation” a candidate may appoint up to 600 attorneys.

The mentioned persons are registered by the Central Election Commission of the Russian Federation and receive a certificate from the CEC of Russia.

A candidate, who appointed attorneys may, at any time, recall them and appoint other attorneys in their place by serving relevant notice on the CEC of Russia.

The largest quantity of attorneys was appointed by a candidate for the President of the Russian Federation V.V. Putin. As of the election day, V.V. Putin has appointed 548 attorneys.

As of the election day, a candidate M.D. Prokhorov has appointed 489 attorneys, V.V. Zhirinovskiy – 463, G.A. Zyuganov – 384, S.M. Mironov – 265 attorneys.

4.8. Attorneys of political parties, which nominated candidates for the office of the President of the Russian Federation

In accordance with the article 43 of the Federal Law “On the Election of the President of the Russian Federation”, a political party which nominated a candidate may appoint up to 100 attorneys.

The mentioned persons are registered by the Central Election Commission of the Russian Federation and receive a certificate from the CEC of Russia.

A political party, which appointed attorneys may, at any time, recall them and appoint other attorneys in their place by serving relevant notice on the CEC of Russia.

The largest quantity of attorneys was appointed by the Political Party “FAIR RUSSIA” – 76 as of the election day

The Political Party “Liberal-democratic Party of Russia” appointed 15 attorneys as of the election day, the Political Party “Communist party of the Russian Federation” – 58.

The All-Russia Political Party “UNITED RUSSIA” did not exercise its right to appoint attorneys.

4.9. Authorized representatives for financial matters of candidates for the office of the President of the Russian Federation

In accordance with the article 59 of the Federal Law “On the Election of the President of the Russian Federation”, a candidate for the President of the Russian Federation shall be obliged to appoint authorized representatives for financial matters.

The largest quantity of attorneys was appointed by a candidate for the President of the Russian Federation G.A. Zyuganov – 95.

The other registered candidates appointed a very small quantity of authorized representatives for financial matters: V.V. Zhirinovskiy – 2, S.M. Mironov – 1, M.D. Prokhorov – 3, V.V. Putin – 2.

Candidates for the President of the Russian Federation, who were not registered by the Central Election Commission of the Russian Federation, also appointed authorized representatives for financial matters.

A total of 112 authorized representatives for financial matters were registered by the Central Election Commission of the Russian Federation at the election of the President of the Russian Federation (table 4.3).

Table 4.3

No.	Candidate	Subject of the nomination	Quantity of the appointed authorized representatives for financial matters
1	Zhirinovskiy Vladimir Volfovich	Political Party "Liberal-democratic party of Russia"	2
2	Zyuganov Gennady Andreyevich	Political Party "Communist party of the Russian Federation"	95
3	Mironov Sergey Mikhailovich	Political Party "FAIR RUSSIA"	1
4	Prokhorov Mikhail Dmitrievich	A meeting of a group of voters in support of the self-nomination	3
5	Putin Vladimir Vladimirovich	All-Russia Political Party "UNITED RUSSIA"	2
6	Mezentsev Dmitry Fedorovich	A meeting of a group of voters in support of the self-nomination	1
7	Peunova Svetlana Mikhailovna	A meeting of a group of voters in support of the self-nomination	2
8	Khamiev Rinat Zainullovich	A meeting of a group of voters in support of the self-nomination	1
9	Cherepkov Viktor Ivanovich	A meeting of a group of voters in support of the self-nomination	1
10	Yavlinsky Grigory Alekseyevich	Political Party "Russian United Democratic Party "YABLOKO"	4
Total			112

Appendix 1 to the Chapter 4

The number of signatures collected in the subjects of the Russian Federation in support of the nomination of candidates for the President of the Russian Federation and submitted to the Central Election Commission of Russia

№ item	Subject of the Russian Federation	Prokhorov M.D.	Peunova S.M.	Mezentsev D.F.	Yavlinsky G.A.	Total
1	Adygei Republic	0	56	0	48235	48291
2	Altai Republic	0	0	0	0	0
3	Bashkortostan Republic	46764	10649	48565	48611	154589
4	Buriat Republic	6135	0	2460	899	9494
5	Daghestan Republic	0	0	0	1315	1315
6	Ingush Republic	0	0	0	0	0
7	Kabardino-Balkarian Republic	0	0	0	931	931
8	Kalmyk Republic	4785	0	0	893	5678
9	Karachaevo-Cherkess Republic	0	0	0	8873	8873
10	Karelian Republic	15689	2385	20000	6840	44914
11	Komi Republic	33793	0	31560	10359	75712
12	Mari El Republic	40894	3184	49008	49579	142665
13	Mordovian Republic	931	3742	0	48887	53560
14	Yakutian (Sakha) Republic	4577	0	0	15207	19784
15	North Ossetian Republic – Alania	0	0	0	0	0
16	Tatarstan Republic	35417	4965	46005	49655	136042
17	Tyva Republic	0	0	0	1590	1590
18	Udmurt Republic	13781	6568	0	38265	58614
19	Khakass Republic	0	2221	20000	0	22221
20	Chechen Republic	0	0	0	0	0
21	Chuvash Republic	48643	5095	0	13806	67544
22	Altai Territory	48844	2984	49720	44780	146328
23	Zabaykalsky Territory	13788	0	40010	37216	91014
24	Kamchatka Territory	0	1064	0	0	1064
25	Krasnodar Territory	11139	5668	46005	40752	103564
26	Krasnoyarsk Territory	38682	3242	0	49061	90985
27	Perm Territory	18470	3027	22000	49242	92739
28	Primorski Territory	45980	474	0	48136	94590
29	Stavropol Territory	19710	1305	0	48241	69256
30	Khabarovsk Territory	23715	3309	49470	32390	108884
31	Amur Region	13600	559	0	39943	54102
32	Arkhangelsk Region	6720	2734	50000	35802	95256
33	Astrakhan Region	45202	2352	50000	45030	142584
34	Belgorod Region	49516	4200	32055	45678	131449
35	Bryansk Region	50000	3928	40040	8350	102318
36	Vladimir Region	9660	4341	29870	19331	63202
37	Volgograd Region	49740	3270	31931	44318	129259
38	Vologda Region	46969	4226	49880	49882	150957
39	Voronezh Region	43239	1789	50000	39789	134817
40	Ivanovo Region	46464	3054	38010	48330	135858
41	Irkutsk Region	50000	0	49862	48740	148602
42	Kaliningrad Region	6575	179	49935	49189	105878

№ item	Subject of the Russian Federation	Prokhorov M.D.	Peunova S.M.	Mezentsev D.F.	Yavlinsky G.A.	Total
43	Kaluga Region	24977	1706	35090	1522	63295
44	Kemerovo Region	4769	1429	35959	44400	86557
45	Kirov Region	17420	4163	48993	14186	84762
46	Kostroma Region	5764	5415	28001	0	39180
47	Kurgan Region	3655	2551	0	14216	20422
48	Kursk Region	44379	3524	0	13898	61801
49	Leningrad Region	48457	2540	24025	2716	77738
50	Lipetsk Region	45138	2827	40000	7545	95510
51	Magadan Region	0	0	0	0	0
52	Moscow Region	48661	1880	48975	49958	149474
53	Murmansk Region	23345	0	0	47029	70374
54	Nizhni Novgorod Region	49463	4713	50000	45158	149334
55	Novgorod Region	6228	3779	24030	11807	45844
56	Novosibirsk Region	49404	4498	47995	5761	107658
57	Omsk Region	49132	4031	24000	48764	125927
58	Orenburg Region	50000	6686	50000	48998	155684
59	Orel Region	49910	4096	49975	34963	138944
60	Penza Region	12806	6203	20000	7992	47001
61	Pskov Region	49794	0	32000	38173	119967
62	Rostov Region	27609	4775	32005	46561	110950
63	Ryazan Region	44718	2510	25995	31002	104225
64	Samara Region	44356	35315	46290	26413	152374
65	Saratov Region	30799	2173	21919	40131	95022
66	Sakhalin Region	0	0	919	0	919
67	Sverdlovsk Region	50000	7114	49990	41572	148676
68	Smolensk Region	0	2355	44000	49912	96267
69	Tambov Region	1945	1740	49965	18783	72433
70	Tver Region	49742	2292	49970	736	102740
71	Tomsk Region	44823	0	0	47049	91872
72	Tula Region	30023	2259	0	35462	67744
73	Tyumen Region	798	3155	49864	36664	90481
74	Ulyanovsk Region	47400	5783	30000	4920	88103
75	Chelyabinsk Region	48568	4766	20000	46908	120242
76	Yaroslavl Region	49828	3896	29975	2121	85820
77	Moscow City	49402	1644	49715	28369	129130
78	Saint-Petersburg City	49008	2692	49757	23602	125059
79	Jewish Autonomous Region	0	1186	0	0	1186
80	Nenets Autonomous area	0	0	0	0	0
81	Khanty-Mansi Autonomous area – Yugra	0	8979	1000	495	10474
82	Chukot Autonomous area	0	0	0	0	0
83	Yamalo-Nenetski Autonomous area	0	0	0	0	0
Outside the Russian Federation		0	0	0	119	119
Total		2041743	243245	2006793	2086050	6377831

General data on the results of the verification of candidacy lists, submitted by candidates for the President of the Russian Federation, with analysis of types of violations

Violation code	Violation type	Candidates, who submitted candidacy lists			Amount of unauthentic and (or) invalid signatures	In percent of the total amount of unauthentic and (or) invalid signatures
		Prokhorov M.D.	Mezentsev D.F.	Yavlinsky G.A.		
1	Form of a list does not comply with the law	0	0	0	0	0,00
2	No name of a constituent of the Russian Federation	122	113	6	241	0,13
3	Place of residence of a voter is outside the territory of a constituent of the Russian Federation, in which the collection of signatures is carried	0	0	0	0	0,00
9	Other violations of execution of candidacy lists	0	0	18	18	0,01
21	The date of putting of a signatures is not written by a voter	3478	3542	8842	15862	8,48
22	Data of a candidacy list are entered by neither a collector nor a voter	5	14	101	120	0,06
24	The date of signature of a candidate, attorney, authorized representative is earlier than the date of signature of a signature	3	0	18	21	0,01
25	The date of signature of a collector is earlier than the date of signature of a voter	148	67	33	248	0,13
26	Duplicated lists	0	0	8	8	0,004
29	Other violations of the procedure of execution of candidacy lists	10	7	137492	137509	73,48
31	No signature of a candidate, attorney, authorized representative of a political party	579	4040	457	5076	2,71
32	No or invalid date of signature of a candidate, attorney, authorized representative of a political party; unauthentic alterations	234	2278	2167	4679	2,50
33	No or incomplete first name, patronymic of a candidate, attorney, authorized representative of a political party; unauthentic alterations	17	2000	18	2035	1,09
39	Other violations in data of a candidate, attorney, authorized representative of a political party; unauthentic alterations	0	0	9	9	0,005
41	No signature of a collector	1600	605	88	2293	1,23
42	No or invalid date of signature of a collector; unauthentic alterations	2607	532	898	4037	2,16
43	No or incomplete, invalid data of a document of a collector; unauthentic alterations	2392	993	1215	4600	2,46
44	Not of assurance on behalf of one collector is performed by different persons	150	30	81	261	0,14
45	No or incomplete, invalid address of residence of a collector; unauthentic alterations	1752	374	383	2509	1,34

Violation code	Violation type	Candidates, who submitted candidacy lists			Amount of unauthentic and (or) invalid signatures	In percent of the total amount of unauthentic and (or) invalid signatures
		Prokhorov M.D.	Mezentsev D.F.	Yavlinsky G.A.		
46	No or incomplete first name, patronymic of a collector; unauthentications	15	2	10	27	0,01
49	Other violations in the data of a collector; unauthentications alterations	1363	505	916	2784	1,49
51	No signature of a voter	33	17	3	53	0,03
52	No or invalid date of signature of a voter; unauthentications alterations	1203	145	624	1972	1,05
53	No or incomplete, invalid data of a document of a voter; unauthentications alterations	265	174	244	683	0,36
54	Signatures of a voter are performed by another person	13	2	71	86	0,05
55	No or incomplete, invalid address of residence of a voter; unauthentications alterations	1452	226	164	1842	0,98
56	No or incomplete first name, patronymic of a voter; unauthentications alterations	13	2	23	38	0,02
57	Duplicated data of a voter	7	0	0	7	0,004
58	No or incomplete, invalid date of birth of a voter; unauthentications alterations	48	12	37	97	0,05
61	Persons under 18 years (date of birth is later than 04.03.1994)	2	0	0	2	0,001
69	Other violations in the data of a voter; unauthentications alterations	16	0	12	28	0,01
Total		17527	15680	153938	187145	

Chapter 5.

Candidates for the office of the President of the Russian Federation Data on income and property

In a ballot for the election of the President of the Russian Federation surnames of five registered candidates were specified in alphabetical order:

1. Vladimir Volfovich Zhirinovskiy, nominated by the Political Party “Liberal-democratic Party of Russia”;

2. Gennady Andreyevich Zyuganov, nominated by the Political Party “Communist Party of the Russian Federation”;

3. Sergey Mikhailovich Mironov, nominated by the Political Party “FAIR RUSSIA”;

4. Mikhail Dmitrievitch Prokhorov, nominated by way of self-nomination;

5. Vladimir Vladimirovich Putin, nominated by the All-Russia Political Party “UNITED RUSSIA”.

A ballot also contained all data on each of the registered candidates, as required by the legislation.

On information boards, installed at all polling stations, detailed biographies of the candidates, data on income and property of the candidates and their spouses were presented.



ZHIRINOVSKY VLADIMIR VOLFOVICH

Born on 25 April 1946 in the city of Almaty.

Place of residence – the city of Moscow.

Nominated by the Political Party “Liberal-democratic Party of Russia”.

Higher professional education. Graduated magna cum laude from the Institute of Oriental Languages (afterwards – the Institute of Asian and African Studies at Moscow Lomonosov State University, the Department of Turkish Studies, in 1970; graduated evening department of Law faculty of Moscow Lomonosov State University, with a degree in jurisprudence in 1977. Doctor of Philosophy.

A deputy of the State Duma of the Federal Assembly of the Russian Federation of the first to sixth convocations, a member of the State Duma Committee on Defence, the leader of the floor of the Political Party “Liberal Democratic Party of Russia” in the State Duma.

A member of the Political Party “Liberal Democratic Party of Russia”, the Chairman of the Party.

1969–1970 served internship in Gosteleradio of the USSR and in the State Committee of the USSR for Foreign Economic Relations.

1970–1972 served in the Armed Forces, in forces of the Transcaucasian district.

1972–1975 worked in the sector of Western Europe of the international department of the Soviet Peace Committee.

1975–1977 worked in the Dean’s Office for International Students of the Higher School of Union Movement.

1977–1983 an employee of the Law Office for International Affairs of the Ministry of Justice of the USSR.

1983–1990 helmed the legal department of the publishing house “Mir”.

In 1989 he founded the Liberal-democratic Party of the Soviet Union.

Since March 31, 1990 – the Chairman of LDPR.

A professor of International Law, a professor of the sociological faculty of Lomonosov MSU, a professor of Moscow State Open University, a professor emeritus of Moscow University of Service, a doctor honoris causa of Moscow State Linguistic University, the author of a number of books and multiple publications.

On December 29, 2000 by the Decree of the President of the Russian Federation he was awarded by the honorary title of “Honoured Jurist” in recognition of his services in consolidation of the Russian statehood and active law-making.

Decorated with the Orders of Merit for the Fatherland of the III and IV Class, Order of Honor.

A retired colonel; awarded with honorary weapon – a signature dagger from the Ministry of the Interior of the Russian Federation.

Married, has a son and two grandchildren.

Data on income and property

Vladimir Volfovich Zhirinovskiy

Sources and the total amount of income for four years prior the year of appointment of the election: salary, the Central Office of the State Duma of the Federal Assembly of the Russian Federation, Moscow State Open University, sociological faculty of Lomonosov MSU, pension, return on equities and securities, sale of property, winning on lottery, creative activity – 22,086,421.90 rubles.

Immovable property: 1 non-residential premises – 10.4 sq.m, the Saratov Region.

Means of transport: 1 Soviet model GAZ 21-I car of 1960

Funds at bank accounts: 5 accounts – 747,100.67 rubles

Shares and any other participation in commercial organizations: JSC VTB Bank – 73,529,411 shares.

Liability: an apartment – 436.3 sq.m, the Moscow city (uncompensated use, actual provision).

Galina Alexandrovna Lebedeva (spouse)

Sources and the total amount of income for four years prior the year of appointment of the election: salary, Ivanovsky Research Institute of Virology, RAMS, pension, renting out of property, selling of property, interest on deposits with banks, nonoperating income – 46,629,230.24 rubles.

Immovable property:

land parcels: 10 parcels – 1,056 sq.m, 940 sq.m, 1100 sq.m, 100 sq.m, 1,265 sq.m, 940 sq.m, 842 sq.m, 1,500 sq.m, 1,500 sq.m, 1,000 sq.m, the Moscow Region;

residential houses: 3 houses – 547.4 sq.m, 358.4 sq.m, 381.3 sq.m, the Moscow Region;

apartments: 3 apartments – 436.3 sq.m, 187.1 sq.m, 69 sq.m, Moscow;

holiday homes: 8 holiday homes – 47.6 sq.m, 48 sq.m, 48.1 sq.m, 41 sq.m, 41.3 sq.m, 41.5 sq.m, 41.2 sq.m, 42.5 sq.m, the Moscow Region;

Means of transport: 1 Merseddes S 350 car of 2007

Funds at bank accounts: 6 accounts – 15,826,493.0 rubles

Shares and any other participation in commercial organizations: OOO SPUTNIK (LLC), 100 %, OOO RARITET (LLC), 84 %, OOO RARITET-YUG (LLC), 100 %, OOO RARITET-M (LLC), 10 %.

Information on elicited facts of inaccuracy of data submitted by a candidate

Galina Alexandrovna Lebedeva (spouse)

Shares and any other participation in commercial organizations: besides the data, submitted by the candidate, participation in OOO SOVINTER-TRADE (LLC), 100 % is established (data are provided by the Federal Tax Service of Russia).



ZYUGANOV GENNADY ANDREYEVICH

Born on 26 June 1944 in Mymrino, a farming village in the Khotynets District of the Orel Region, into a renowned family of schoolteachers.

Place of residence – the city of Moscow.

Nominated by the Political Party “Communist Party of the Russian Federation”.

Higher professional education. Graduated from the Department of Physics and Mathematics of the Orel State Pedagogical Institute.

Worked as a schoolteacher, taught higher mathematics and philosophy in a higher education institution.

In 1960s commanded the special intelligence unit of the Soviet Forces in Germany. A retired colonel.

As a Komsomol leader he raised from the secretary of the school Komsomol Organization to the secretary of the regional committee of the All-Union Leninist Young Communist League. Got management experience in the office of the secretary of the Orel city committee of the Communist Party of the Soviet Union and at critical work in the Central Committee of the Communist Party of the Soviet Union.

Was one of the originators of the Communist Party of Russia. Since 1993 – the leader of CPRE, the Chairman of the Central Committee of the Party.

The mover of the patriotic declaration “A Word to the People” (June 1991). The author of the open letter “Architect amidst the Ruins”. The leader of the national-patriotic alliance of Russia.

Has knowledge of the job of a people’s deputy of the City and Region Councils. A deputy of the State Duma of the Federal Assembly of the Russian Federation of the first to sixth convocations. The leader of the floor of the Political Party “Communist Party of the Russian Federation” in the State Duma, a member of the State Duma Committee on Science and High Technologies.

Doctor of Philosophy. The author of more than 80 books and 200 publications, published in Russia and in many languages abroad. A winner of the Sholokhov International Award.

Married, has a son and a daughter, seven grand-son and one granddaughter.

Data on income and property

Gennady Andreyevich Zyuganov

Sources and the total amount of income for four years prior the year of appointment of the election: salary, the Central Office of the State Duma of the Federal Assembly of the Russian Federation, royalty fees, pension, returns on deposits with banks – 7,681,748.38 rubles.

Immovable property:

apartments: 1 apartment – 167.4 sq. m, Moscow (joint (shared) ownership, share in ownership rights 1/4).

Funds at bank accounts: 4 accounts – 3,604,309.94 rubles

Liability: a holiday home, 113.9 sq.m, the Moscow Region (investment contract).

Nadezhda Vasilievna Zyuganova (spouse)

Sources and the total amount of income for four years prior the year of appointment of the election: pension, pension supplement, returns on deposits with banks – 349,885.97 rubles.

Immovable property:

apartments: 1 apartment – 167.4 sq. m, Moscow (joint (shared) ownership, share in ownership rights 1/4).

Funds at bank accounts: 4 accounts – 738,846.32 rubles



MIRONOV SERGEY MIKHAILOVICH

Born on 14 February 1953 in Pushkin of the city of Leningrad.

Place of residence – the city of Moscow.

Nominated by the Political Party “FAIR RUSSIA”.

Graduated from the secondary school No. 410 of the Leningrad city. 1971–1973 did forced military service in the air-borne troops of the Soviet Army. A retired senior sergeant of the Guards of the air-borne troops.

Higher technical, economic, legal, philosophical education, as well as higher education in the sphere of state and municipal administration.

1978–1986 a senior geophysics engineer of “Rudgeophysika” research and production association, a geophysicist of the Zelenogorsk expedition of the Ministry of Geology of the USSR. 1986 sent by the Ministry of Geology of the USSR to the Mongolian People’s Republic as a senior geophysicist of an aviation team.

1993 took qualifications of the Ministry of Finance of the Russian Federation to participate in securities market.

1994–1995 the chief operating officer of AOOT Construction Corporation “St. Petersburg Renaissance” (Open JSC).

1994–2001 a deputy, the first deputy chairman, the acting chairman of the Legislative Assembly of St. Petersburg.

Since June 13, 2001 – a member of the Federation Council of the Federal Assembly of the Russian Federation, December 5, 2001 – May 18, 2011 – the Chairman of the Federation Council of the Federal Assembly of the Russian Federation.

Since April 2003 – the Chairman of Russian Party of LIFE. Since October 28, 2006 – the

Chairman of the Political Party “FAIR RUSSIA: RODINA/PENSIONERS/LIFE.” Since June 2009– the Chairman of the Political Party “FAIR RUSSIA”. Since April 16, 2011 the leader of the Political Party “FAIR RUSSIA”, the Chairman of the Council of the Chamber of Deputies of the Party, a member of the Office of the Central Council of the Party.

Since June 8, 2011 – a deputy of the State Duma of the Federal Assembly of the Russian Federation. Since June 14, 2011 – the leader of the floor of the Political Party “FAIR RUSSIA” in the State Duma of the fifth convocation; since December 19, 2011 – the leader of the floor of the Political Party “FAIR RUSSIA” in the State Duma of the sixth convocation, a member of the State Duma Committee on Housing Policy and Housing and Communal Services.

Thrice (2000, 2003, and 2005) awarded with signature firearms.

Decorated with the Order of Merit for the Fatherland of the III Class (2008), the Order of St Sergius of Radonezh of the II Class (2003), the Comradeship-in-Arms Medal (2005).

Married, has a son and a daughter.

Data on income and property

Sergey Mikhailovich Mironov

Sources and the total amount of income for four years prior the year of appointment of the election: salary, the Central Office of the State Duma of the Federal Assembly of the Russian Federation, returns on deposits with banks, sale of property – 9,160,879.92 rubles.

Immovable property:

apartments: 1 apartment – 32.6 sq.m, the St. Petersburg city.

Means of transport: 1 all terrain vehicle – YFM 660FWA GRIZZLY of 2002, 1 trailer – MZSA 817708 of 2004

Funds at bank accounts: 2 accounts – 1,371,406.0 rubles

Liability: an apartment – 138.7 sq.m, the Moscow city (uncompensated use, actual provision).

Irina Yurievna Mironova (spouse)

Sources and the total amount of income for four years prior the year of appointment of the election: salary, the Secretariat of the Interparliamentary Assembly of the CIS, returns on

deposits with banks, sale of property – 3,069,937.40 rubles

Immovable property:

land parcels: 1 parcel – 13,198 sq. m, St. Petersburg (joint (shared) ownership, share in ownership rights 16/1000).

apartments: 2 apartments – 54.8 sq.m, 251.5 sq.m, St. Petersburg.

Means of transport: 1 AUDI A8L car of 2007, 1 all terrain vehicle KAWASAKI KVF 360 of 2003.

Funds at bank accounts: 1 account – 609,640.0 rubles

Liability: an apartment – 138.7 sq.m, the Moscow city (uncompensated use, actual provision).



PROKHOROV MIKHAIL DMITRIEVICH

Born 3 May 1965 in Moscow into a renowned family of office-workers.

Place of residence – the Krasnoyarsk Territory, the North Yenisei District.

Nominated by way of self-nomination.

Registered on basis of voter signatures.

Higher professional education. Graduated magna cum laude from the faculty of international economic relations of the Moscow Finance Institute.

Served in the Armed Forces.

1989–1992 – the head of a department at the International Bank for Economic Cooperation.

1992–1993 the Chairman of the Management Board of the AKB International Finance Company (JSCB).

1993–1998 the Chairman of the Management Board of ONEXIM Bank, since 1998 – the President of it.

2001–2007 the head of MMC Norilsk Nickel. This year the company has become the world's largest producer of nickel.

2004 founded the Cultural Initiatives Foundation (the Mikhail Prokhorov Foundation), practicing development of culture in Russian Regions, support of social programs and sports, financing of unique cultural initiatives.

In May 2007 – launched the private investment fund ONEXIM Group with assets of Polyus Gold, RBC, Renaissance Capital, and other companies. The President of OOO “ONEXIM Group” (LLC).

Since October 2008 – the president of the Russian Biathlon Union.

Leads an active life, goes in for basketball, kick-boxing, and wind-surfing. Makes active investments in sports development.

In April 2010 introduced a totally new town car – Yo-mobil.

June-September 2011 – the Chairman of the Political Party “RIGHT CAUSE”.

Bachelor.

Data on income and property

Mikhail Dmitrievich Prokhorov

Sources and the total amount of income for four years prior the year of appointment of the election: salary, MMC Norilsk Nickel, OOO “ONEXIM Group” (LLC), fees, OAO Sheremetyevo International Airport (JSC), royalty fees, OOO “Russky Pioneer” (“Russian Pioneer”) (LLC), returns on transactions in securities and other financial instruments, interest on deposits with banks, insurance payments, dividends, loan and interest repayment, a deed of gift – 115,253,119,846.38 rubles.

Immovable property:

land parcels: 1 parcel – 22,950 sq.m, the Moscow Region;

residential houses: 1 house- 2,104.5 sq.m, the Moscow Region;

apartments: 3 apartments – 205.9 sq.m, 699 sq.m, 68.8 sq.m, Moscow;

garages: 4 car parking spaces – 16.8 sq.m, 16.8 sq.m, 17.2 sq.m, 17.2 sq.m, Moscow;

other immovable property: 1 non-residential premises – 25.2 sq.m, the Moscow Region.

Funds at bank accounts: 28 accounts – 5,503,064,434.05 rubles

Shares and any other participation in commercial organizations: OAO AKB “International Financial Club” (OJSC JSCB), 154206 shares,

OOO “Intergeo Management” (LLC), 99.9995 %, SOGLASIE Insurance Company, 88.3390083 %, ONEXIM Sports and Entertainment Holding USA, Inc., 140 shares, OOO New Literary Observer publishing house (LLC), 99.75 %, “Ragato Management LTD”, 6,002 shares, Dochemio Investments Limited, 17,000 shares, Flister Limited, 1,000 shares, Atenaco Holdings Co. Limited, Cyprus, 1,000 shares, Hydrus Investments SARL,

Luxembourg, 31,125 shares, Daselina Investments Limited, 1,000 shares.

Other securities: promissory notes, 28 items, 6,044,239,929.00 rubles

Liability: an apartment – 60,6 sq.m, the Krasnoyarsk Territory (residential lease agreement), non-residential premises – 217,7 sq.m, Moscow (non-residential lease agreement), claims on loan agreements and a sales contract -15,759,996,995.00 rubles.



PUTIN VLADIMIR VLADIMIROVICH

Born 7 October 1952 in Leningrad.

Place of residence – the city of Moscow.

Nominated by the All-Russia Political Party “UNITED RUSSIA”.

Higher professional education. 1975 graduated from the Law Department of the Leningrad State University.

Was sent to work in State security bodies on postgraduate work assignment system. 1985-1990 worked in GDR.

Since 1990 – an associate of the Chancellor of the Leningrad State University in international matters, then – an advisor of the Chairman of the Leningrad City Council.

Since June 1991 – the Chairman of the Committee on External Relations of the St. Petersburg Mayor's Office, simultaneously since 1994 – the first deputy head of the city administration of St. Petersburg.

Since August 1996 – a Deputy Chief of the Presidential Property Management Department of the Russian Federation.

Since March 1997 – the deputy chief of the Presidential Staff of the Russian Federation, the chief of the Main Control Directorate of the Presidential Property Management Department of the Russian Federation.

Since May 1998 – the First Deputy Chief of the Presidential Staff of the Russian Federation.

June 1998 – appointed as the director of the Federal Security Service of the Russian Federation, simultaneously since March 1999 – the Secretary of the Security Council of the Russian Federation.

Since August 1999 – the Chairman of the Government of the Russian Federation.

Since December 31, 1999 – the Acting President of the Russian Federation.

On 26 March 2000 elected as the President of the Russian Federation. Entered the office on 7 May 2000.

On 14 March 2004 elected to a second term of the President of the Russian Federation.

On 8 May 2008 appointed the Chairman of the Government of the Russian Federation by the Decree of the President of the Russian Federation.

A candidate of economic sciences.

Has a good command of German and English languages.

Married, has two daughters.

Data on income and property

Vladimir Vladimirovich Putin

Sources and the total amount of income for four years prior the year of appointment of the election: salary, Central Office of the Government of the Russian Federation, the Administration of the President of the Russian Federation, returns on deposits with banks, retirement pay, income on shares – 17,734,755 rubles.

Immovable property:

land parcels: 1 parcel – 1,500 sq.m, the Moscow Region;

apartments: 1 apartment – 77.7 sq.m, the St. Petersburg city.

garages: 1 garage – 12 sq.m, the St. Petersburg city.

Means of transport: 3 cars – GAZ M21 of 1960, GAZ M-21R of 1965, Lada 21214 of 2009, Skif car trailer of 1987.

Funds at bank accounts: 10 accounts – 5,722,551.7 rubles

Shares and any other participation
in commercial organizations: OAO Bank Saint
Petersburg (OJSC) – 230 shares (share 0.0000596 %).
Liability: apartment – 153.7 sq.m, Moscow (per-
petual use, the Decree of the Government of Moscow),
garage -18 sq.m, St. Petersburg (perpetual use).

Lyudmila Alexandrovna Putina (spouse)

Sources and the total amount of income for four
years prior the year of appointment of the election:
returns on deposits with banks – 146,783 rubles

Funds at bank accounts:

4 accounts – 8,352,108.1 rubles

Chapter 6.

The interaction of the Central Election Commission of the Russian Federation with the political parties, candidates for the President of the Russian Federation and public organizations

6.1. Interaction with the political parties' authorized representatives and candidates to the office of the President of the Russian Federation

During the preparation and conduct of election of the President of the Russian Federation, the Central Election Commission has constant interaction with the authorized representatives of political parties nominated candidates of the President of the Russian Federation, and the candidates for the President of the Russian Federation.

The main task of the Central Election Commission of the Russian Federation in the field of interaction with the authorized representatives of the political parties and candidates was the provision to them guidance in practical application of the federal election legislation and regulatory of the Central Election Commission of the Russian Federation, at all stages of the election process.

During the election campaign for the office of the President of the Russian Federation, the Central Election Commission of the Russian Federation explained the provisions of the electoral legislation, developed and issued guidelines and other regulations on the application of the Federal Law "On Election of the President of the Russian Federation" and brought them to the attention of the political parties and candidates of the President of the Russian Federation, carried out sample preparation instruments, including electronic form, developed the order of their submission to the Central Election Commission of the Russian Federation, held consultations on the practical application of the legislation on election, standard-setting instruments and teaching materials, and organized activities aimed at increasing the right-hand culture of the participants of the electoral process and provided the participation in these activities of the political parties.

The efforts of the Central Election Commission of the Russian Federation of these interactions with authorized representatives of political parties and

candidates for the President of the Russian Federation were to contribute in accordance with the law qualitative preparation of documents for the nomination of candidates and to avoid conflict situations when receiving documents.

In addition, CEC of Russia in response to numerous complaints of citizens who wanted to nominate their self to the President of the Russian Federation, sent them explanations of the rules of the election legislation.

6.2. Interaction with human rights organizations

In accordance with its rights in accordance with election legislation, particular in the Federal Law "On the Election of the President of the Russian Federation", the Central Election Commission of the Russian Federation monitors compliance with the electoral rights of citizens of the Russian Federation. This problem was solved in the preparation and conduct of election of the President of the Russian Federation. Russiaelection officials are interested in strengthening confidence in the electoral system and elections in the openness and transparency of the electoral process, in recognition of the reliability of the vote returns and election results, in the legitimacy of the elected government.

During the preparation and conduct of election of the President of the Russian Federation, CEC of Russia interacted with the wider civil society and its representatives, civil society organizations, as well as with experts and political scientists, and experts in the field of election legislation and the electoral process.

A special place among the organizations – partners of the CEC of Russia belonged to human rights and other organizations, the basis of which is public scrutiny of elections, promoting the implementation of the electoral rights of the citizens guaranteed by the current legislation. The main partners of the CEC in implementation of these objectives were the Association of non-profit organizations for the pro-

tection of the electoral rights “Citizens’ control”*, Russian Foundation for Free Elections**, social council “Fair choice”***, monitoring violations on the election of the Head of State . Contemporary interactive technologies were used in their work with voters and other participants of the electoral campaign, society “hot line” communications with voters were organized.

The main objectives of the interaction indicated in working areas were higher of legal culture of the voters, all of the participants of the election process, monitoring the voting rights realization, as well as the possible facts of offenses, the wide public informing about violations identified during the preparation and conduct of election of the President that the Russian Federation.

Forms of interaction the CEC of Russia with governmental organizations united their efforts in realization of these activities were varied: seminars, meetings, “round table” meetings, workshops, familiarization of the public with the innovative technologies, other events. As a result of the meetings, consultations, discussions were formulated goals and objectives, defined forms and mechanisms of public control of the elections, the observance of civil election rights.

CEC of Russia has provided information and organizational support activities undertaken by public organizations partners, including briefings, reporting and comments in the media, posting the information on the official website of the CEC of Russia in the information and telecommunication network access.

Conducted by the CEC of Russia and public organizations their work to become the effective tool in the implementation of public control over the election, and most importantly allowed swiftly respond to the offense.

According to the results of monitoring the preparation and conduct of election of the President of the Russian Federation Russian public organiza-

tions, carried out public control over the election and assisted in the implementation of electoral rights of citizens, placed on their web-sites in the Internet the information about possible and direct cases of offenses, published the final analytical reports and brought to the attention of bodies of state authority and the public the information about the public-political situation in subjects of the Russian Federation.

It should be noted the continuity of interaction between the CEC of Russia with the public organizations, exercised public control over elections and assisted implementation of electoral rights of citizens. So, at the meeting of the Interregional social organization “Social Committee “For fair elections!””, which was held on September 13, 2011, members of public monitoring of election of deputies of the State Duma of the Federal Assembly of the Russian Federation of the sixth convocation and the President of the Russian Federation signed the Declaration of fair election. Among the participants: having appropriate powers the representatives of the Association of non-profit organizations for the protection of the electoral rights “Citizens control”, Coordination Board of non-governmental organizations for the protection of the electoral rights of citizens, Interregional social organization “Social Committee “For fair elections!””, non-profit organization “Russian Fund of free elections”, non-governmental initiatives of public Pictures “Public Council “Fair election”, the all-Russian public organization “Russian Public Institute of election right”. Such a social initiative had positive results, including the creation of public housing observers, operational informing of public authorities, the election commissions of any cases of offenses.

The representatives of the Russian human rights organizations took active part in the work of the Information Centre of the CEC of Russia “Elections 2012”, gave an objective assessment of the results of the voting and election of the President of the Russian Federation, have informed the observance of citizens’ electoral rights.

Information interaction of the CEC of Russia with associations was implemented (and continues to be) in the cross-posting links into Internet – on the official website of the CEC of Russia and on the sites of a number of public organizations (the Russian Foundation for Free Elections, the Association of nonprofit organizations for the protection of the electoral rights “Citizens control”, Public Council “Fair election” and other organizations).

Combining the efforts of all constructive social forces contributed to safeguarding the legitimate

* Voluntary association of human rights and nonprofit organizations, founded in 2007, brings together more than 50 organizations.

** Non-profit organization whose mission includes the development and implementation of projects and programs that contribute to proper formation of civil society, democracy development, the promotion of political diversity and multi-party system and a number of other directions, in effect since 2001.

*** Non-governmental initiative of public person, designed to ensure regular monitoring of the observance of legality and adversarial of electoral process.

rights and interests of Russian voters and other participants in the electoral campaigns.

Interaction the CEC of Russia with social organizations did not stop with the completion of election campaign of the President of the Russian Federation and under results public debates were carried out, the facts of were violations in the election were analyzed, the common ground for the further development of Russia's electoral system were worked out.

6.3. Interaction with the Public Chamber of the Russian Federation and non-governmental organizations

In September 2011, on the eve of federal election campaigns public organizations which observe the elections signed the Declaration of public election monitoring of the deputy election to the State Duma of the Federal Assembly of the Russian Federation and the President of the Russian Federation. The signatories of the Declaration – associations, groups and organizations took a responsibility during the public-venous oversee of the preparation and conduct of elections strictly comply with legislation of the Russian Federation on elections, as well as generally accepted international electoral standards.

The declaration was signed by representatives of the institutes of civil society in Russia – heads of organizations carrying out the monitoring of the political processes in Russia, in particular: the Association of nonprofit organizations for the protection of the electoral rights “Citizens control”, Coordination Board of non-governmental organizations for the protection of the electoral rights of citizens, Interregional social organization “Social Committee “For fair elections!””, nonprofit organization “Russian Fund of free elections”, non-governmental initiatives of public Pictures “Public Council “Fair election”, the all-Russian public organization “Russian Public Institute of election right”. Later, during the election campaign for election of deputies of the State Duma of the sixth convocation and the President of the Russian Federation, the Declaration was joined by more than 30 non-profit organizations in the region working in the field of election monitoring.

Based on the fact that democratic elections must ensure the identification of the real will of the voters expressed in the installed-represented applicable law procedures, public organizations which signed the Declaration took a responsibility on public monitoring and other federal elections in Russia in 2011 and

2012 years on the basis of the principles of objectivity, credibility, political neutrality, impartiality and non-interference in the election process, openness and professionalism; to formulate its findings and conclusions only on the basis of true facts, on their own observations and the information obtained as a result of the scientific substantiation analysis collected in the course of monitoring the factual material.

On February 22, 2012 in the atrium of the CEC of Russia building there was hold a meeting of Coordination Board of non-governmental organizations for the protection of the electoral rights of citizens, which was attended by Chairman of the CEC of Russia V.E. Churov and other members of the Commission, members of the Public Chamber of the Russian Federation, V.V. Grib (Main editor of the Publisher group “Urist”, a member of the Presidium of the Association of Lawyers of Russia), M.S. Grigoriev (the manager of the working group of the Public Chamber of Russia Federation for public control over the electoral process, the director of the Foundation of non-commercial research of democracy problems), G.V. Fedorov (the head of the working group of the Public Chamber of the Russian Federation on public control over the electoral process, the president of the Center of Social and Political Studies “Aspect”), representatives of various social organizations.

Coordination Board in its decision approved the initiative to continue the use of social tools “hot line” to monitor voter campaign of the President of the Russian Federation and recognized the work as an important factor in preventing violations of electoral legislation, as well as effective mechanisms to ensure the implementation of the voter governmental human rights. The principles of public election observation set forth in the Declaration, signed by representatives of civil society on September 13, 2011 and is widely supported in the regions of the country, have been recognized to be inherent rules for participation of the representatives of the Coordination Board in controlling the election campaign for the election of the President of the Russian Federation. In carrying out surveillance the main purpose of the election was declared: support for the rights and freedoms of citizens, the priority of democratic principles, the rule of law and the electoral legislation on the entire territory of Russia.

In accordance with these principles, based on the agreement with the CEC of Russia, with the support of the Public Chamber of the Russian Federation and the Coordination Board of non-governmental organizations for the protection of the electoral rights of

citizens, from January 23 to March 7, 2012 on the territory of the Russian Federation there has been deployed a social network of “hot line” connecting with voters, covering 62 (75%) of the region of Russia. With the active support of the public chambers (boards) and the regional community, in interaction with the election commission 63 points of a “hot line” were opened (two in the Kemerovo Region), and from February 6, 2012 in the atrium of CEC of Russia building started its work Central point of “hot line” which on voting day March 4, 2012 functioned as part of the Information Center of the CEC of Russia “Elections 2012”.

In addition, in International information Center, located in the building of the Chamber of Commerce of the Russian Federation, was deployed remote mobile office of the Central point “hot-line”, which accepted reports from citizens by an electron-mail and Internet video-sessions were constantly provided with the other points of “hot-line”.

The main objective of the “hot-line” was provision of social control and protection of the electoral rights of citizens by obtaining, recording and processing complaints of voters, as well as the organization of respond to these appeals by means of election commissions, public authorities and bodies of the local government. Organization of work of the “hot-line”, the formation of its regional network points were aimed primarily at promoting the conduct of free, fair and transparent elections in accordance with the law, to ensure the completeness of the implementation and protection of the electoral rights of citizens, providing them with practical help in solving the problems in the electoral and social spheres at increasing the level of legal awareness and legal culture.

Efficient operation of “hot-line” was possible thanks to the system of interaction of various institutions of civil society together (federal and regional structures), as well as with election organizers, active participants, representatives of the authorities and law enforcement agencies.

On the initiative of the Chairman of the CEC of Russia V.E. Churov in the summer of 2011 the agreements were longed, recorded earlier in the Cooperation Agreement between the CEC of Russia and the Russian Fund of free elections, according to which the CEC of Russia is to provide the necessary advisory and methodological assistance to the public “hot-line” and promptly take measures in response to appeals and petitions are stepping from the citizens. Through a similar scheme the work was based in most regions of the country where the points “hot-line” were deployed.

And in a number of regions members of the Election commissions were identified who personally were responsible for the interaction with the public “hot-line” and, most importantly, directly promptly solved the problematic issues of the electoral process, which signaled from citizens on public “hot-line”.

Cooperation agreement reached between the CEC of Russia and the Russian Fund of free elections, received the support of the Public Chamber of the Russian Federation. In the future, with the active participation of the members of the Public Chamber of the Russian Federation, the Coordination Board of non-governmental organizations for the protection of the electoral rights of citizens, experts of the Institute of Social and Political Research, representatives of Regional public chambers (boards) and other non-governmental organizations, as agreed with the CEC of Russia and the Electoral Committee of the Russian Federation, there has been developed a unified procedure for obtaining, recording and processing of citizens, checking the reliability of the obtained information and the mechanism of responding favorably to the signals of violations. In conjunction with the widespread use of web cameras at polling stations during the presidential campaign of the election this technique is fully secured public inquiry on implementation of election monitoring and control.

The Public Chamber of the Russian Federation on the stage of organization and throughout the period of “hot-line” implementation of the Russian Fund of free elections held in the complex of issues those arise during the implementation of socially significant projects. In the framework of the Coordinating Board suppressed number of meeting of which were held in the building of the Public Chamber of the Russian Federation, continuous, and often in operational mode, discussed and resolved issues related to the deployment of a public network “hot-line” due to voters. Information and analytical materials of “hot-line” were regularly submitted to the apparatus of the Public Chamber, represented among its members, especially members of the Working Group on Public control over the electoral process. Managers of the Working Group, members of the Public Chamber, M.S. Grigoriev and G.V. Fedorov were directly involved in the decision about the number of problems associated with the organization and deployment of public “hot-line”, and at the final stage of work – with the promotion of specialists “hot-line” in the region on behalf of the Company, Chamber, the Russian Federation (It was noted 79 people). Member of the Working Group, the Executive Director of the Russian Fund of free elec-

tions I.V. Bogdanov handle-drove all the work of specialists in the framework of the project "Public" hot-line" for voters in elections to the Russian Federation". Including basing on materials from a "hot-line" communications with voters, the Working Group of the Russian Fund of free elections for public control over the electoral process has been working actively for the implementation of observation and monitoring of elections, making a major contribution to the anti-tampering and speculation in the field of elections and creating a foundation for the further perfection of the electoral legislation.

Great organizational assistance in opening "hot-line" points and its support during the work was given by members of the Public Chamber of the Russian Federation, A.R. Krganov, S.V. Ryakhovsky, G.V. Fedorov.

Real support in addressing many of the issues to organizational activists of "hot-line" was promoted by leaders and members of the regional public chambers and similar social representations of governmental of Daghestan Republic, Komi Republic, Mari El Republic, Tatarstan Republic, Khakass Republic, Perm Territory, Astrakhan, Belgorod, Bryansk, Vologda, Voronezh, Ivanovo, Kaliningrad, Kirov, Kemerovo, Kostroma, Kurgan, Leningrad, Moscow, Novosibirsk, Orenburg, Orel, Tambov, Tomsk, Ulyanovsk Regions, Khanty-Mansi and Yamalo-Nenetski Autonomous areas. Actively participated in the organization and functioning of the network of public "hot-line" for voters members of the regional public chambers (boards): a member of the Public Chamber of the Mari El Republic V.V. Nikiforova, a chairmen of the Public Chamber of the Perm Territory I.K. Keryanov, a chairman of the Public Chamber of the Belgorod Region V.V. Ovchinnikov, a chairman of the Public Chamber of the Moscow Region N.Y. Chaplin, a member of the Public Chamber of the Belgorod Region O.A. Agafonova, the members of the Public Chamber of Kaliningrad Region S.T. Borodikhin and N.P. Osipchuk, a chairman of the Public Chamber of the Orel Region N.I. Lygina and her deputy, L.A. Budovskaya, a chairman tor of the Public Chamber of the Ivanovo Region V.V. Ivanov and a member of the Public Chamber O.V. Speranskiy, as well as a chairman of the Coordination Board of non-governmental organizations for the protection of the electoral rights of citizens I.V. Bogdanov and its members A.V. Abonosimova, V.N. Batischev, N.E. Begunov, V.P. Volkov, N.V. Dmitrieva, M.S. Polyanskiy, A.S. Tochenov and other presentatives of non-governmental organizations.

Active support for the deployment and work of those public points "hot-line" in the constituent entities of the Russian Federation was provided by 24 Regional public chambers (boards), 27 non-governmental organizations, 5 higher educational institutions of the legal training profile, 6 youth associations and movements, 9 human rights organizations, 2 information Agencies (Karelinform and OGTRK "Yamal-Region"), one government agency (State certification service system of the Education of the Adygei Republic).

Between the CEC of Russia, the Working Group of the Russian Fund of free elections and other public organization have been established close and constructive interaction. By decision of the CEC of Russia, on the basis of the agreements and arrangements, the Russian Fund of free elections, as well as other non-profit social organizations operating in the field of elections and is actively involved in the protection of the electoral rights of citizens, launched at the Information Centre of the CEC of Russia "Elections 2012" mobile units of public "hot-line". In the atrium of the building of the CEC of Russia was located not only a central point of public "hot-line" of the Russian Fund of free elections, but also fragments of mobile stations for the public "hot-line" of other public organizations involved in monitoring the progress of preparation and election on March 4, 2012. As part of the organized interaction between them and interactions with the "hot-line" of the CEC of Russia during the election campaign for the first time informational exchange was carried out in order to verify its accuracy and allocation of overt fraud, fraud and lies. Among actively interaction corresponding to the "hot-line" of the CEC of Russia in this regard of instruments of public control over the election include the "hot-line" the Russian Fund of free elections and Public Council "Fair election", SMS-portal of Association of non-profit organizations for the protection of the electoral rights "Citizens control".

In the work of the Information Centre of the CEC of Russia "Elections 2012", including sessions connected with communication with voters, conducted by staff of Central Point of "hot-line", attended by members of the CEC of Russia, representatives of candidates for the President of the Russian Federation, the political parties, members of the Public Chamber of the Russian Federation, representatives of public associations, public authorities, as well as of Russian and foreign mass media, the Office of the Central Election Commission of Russia, FCI (Federal Center of Information) at the CEC of Russia, RETTC (Russielection Technology

Training Center) of the CEC of Russia, Social scientific and methodological advisory councils under the CEC of Russia, foreign (international) observers, representatives of diplomatic missions and consular posts institutions of foreign states in the Russian Federation, other participants of Information Centre of the CEC of Russia "Elections 2012". On Election Day, on March 4, 2012 numerous representatives of non-governmental organizations made reports in the Informational Centre. Thus, V.P. Volkov, Chairman of the Board of the Russian Fund of free elections informed the guests of the Informational Centre and journalists about the organization of the public "hot-line" communication for the voters in the election of the President of the Russian Federation. I.V. Bogdanov, a chairman Coordination Board of non-governmental organizations for the protection of the electoral rights of citizens, the executive director of the of the Russian Fund of free elections periodically informed representatives of mass media and other participants of the events in The International Centre of CEC of Russia about the progress and intermediate results of the public "hot-line" communication with voters.

Representatives of the Association of nonprofit organizations for the protection of the electoral rights "Citizens control". Spoke about the organization of the public monitoring of the election of the President of the Russian Federation, the progress and intermediate results of the public monitoring of the election, as well as its results of preliminary and representatives of the Public Council "Fair election" in the framework of the Russian CEC Information Center made a report on the topic of "Public observation of the elections in the Russian Federation".

Information support to the public "hot-line" communications with voters was also provided by the federal and regional TV channels, periodical press. Information on the location, telephone number and working order of the Central and Regional points of the "hot-line", the progress and results of its work were placed on the websites of the Public Chamber of the Russian Federation and the CEC of Russia, the Public Chamber (boards) and the election commissions of subjects of the Russian Federation, numerous public organizations. Thanks to this support, the information on "the "hot-line" on the election of the President of the Russian Federation and the regional elections of March 4, 2012 has been made available to the general population of the country, as evidenced by the large number of received applications.

The practice of functioning of the "hot-line" during the election of the federal and regional levels

shows that its work essentially activates mechanisms to prevent and pre-sectional violations of electoral legislation and electoral procedures, promotes an increase public confidence in the institution of elections as a tool to form an effective government and the further establishment of the foundations of dialogue and interaction between government institutions and civil society. For this reason, this social technology of social control over the electoral rights of citizens to be effective and in demand in March 2012. According to its potential, it has a real prospect of becoming an essential tool for ensuring citizens' voting rights, a means of uniting the efforts of civil society in the protection of the interests of voters.

According to the results of previous work in the 2011 and 2012 federal election campaigns in Russia on the initiative of the Russian Fund of free elections, according to its ideas for taking part in a public control in the elections, and civic activity in the protection of the electoral rights of citizens 32 persons were encouraged by the CEC of Russia: one was awarded by honorary certificate of the CEC of Russian, 2 were thanked by the CEC of Russia, 4 got letters of thanks of the CEC of Russian, 25 got thanks to of the Chairman of the CEC of Russia. Under the request of the Russian Fund of free elections and with the support of member of the Public Chamber of the Russian Federation G.V. Fedorov 79 activists of civil society were officially thanked for participating in a "hot-line" of the Russian Fund of free elections by the Public Chamber of the Russian Federation.

The successful operation of the public "hot-line" of the Russian Fund of free elections during the election of the President of the Russian Federation in 2012 convincingly proves that the key to the current stage of development of a democratic Russia is the constructive engagement of civil society institutions and structures of state power in the interest of all citizens and the state. Effective interaction of the CEC of Russia, Election commissions at all levels with the Public Chamber of the Russian Federation, regional public chambers (boards) and other civil society organizations, including within the framework of such a technology of social audit election as a public "hot-line" evidences of that communicative role of public institutions is particularly evident during the election campaign, when the government, citizens, society and the state are interested in mutual with the cooperation for the realization of their interests, and civic engagement of people finds expression in real activity protection of constitutional rights and freedoms.

Chapter 7.

Outreach

In order to implement the provisions of paragraphs 1 and 3 of Article 46 of the Federal Law “On the Election of the President of the Russian Federation”, directed at safeguarding the rights of Russian citizens to obtain complete and accurate information about the preparation and conduct of election of the President of the Russian Federation, the Central Election Commission of the Russian Federation together with the Election Commissions of the subjects of the Russian Federation, the RETTC of the CEC of Russia a range of activities was carried out which was included in the program of informational outreach activities of the Central Election Commission of the Russian Federation during the preparation and conduct of election of the President of the Russian Federation (the Decree of the CEC of Russia from September 2, 2011 № 30/268-6).

In carrying out these activities the developments in the field of informational outreach activities of Election Commissions of the subjects of the Russian Federation were used, approved in the federal and regional election campaigns of recent years. At the same time, as analysis of the election company for the President of the Russian Federation shows, a special significance has acquired the information support of application of video surveillance technology, implemented within the framework of private orders of the Government of the Russian Federation of December 30, 2011 number 2438-r, to ensure openness and transparency in the Election commissions and inform voters about the process of voting and counting procedures online.

Full implementation of video surveillance technology at the polling stations across Russia, implementation of the Program of informational outreach activities of the CEC of Russia has not only promoted elevated publicity and openness of election of the President of the Russian Federation, March 4, 2012, but also had an impact on voter turnout.

7.1. Organizational and methodological providing informational outreach of election commissions of the subjects of The Russian Federation.

The use of external informing resources

Federal informational outreach program has become a major regalement document in coordina-

tion of joint activities of the CEC of Russia and the Election Commission of the subject of the Russian Federation. In all regions of the country there have been adopted their own informational outreach programs and in the aggregate national and regional programs have formed a single set of activities carried out of the entire system of election commissions during the election campaign for the election of the President of the Russian Federation, March 4, 2012.

Some election commissions for the development of these federal and regional program, prepared recommendations on organization and conducting informational outreach program during preparing and conduct of the presidential elections.

Program activities were divided in two main divisions:

- organizational and methodological activities;
- the use of external information resources, mass media, modern information technologies for voters informing.

Organizational and methodological support of informational outreach activities during the federal election campaign of 2012 included provision of series of events:

- Sociological and monitoring election campaign accompany (sociological study is described in chapter 13 of this issue);
- Provision of series of organizational and informational outreach activities for various categories of participants in the electoral process of different formats;
- Conduct public competitions, aimed at promoting informational outreach of election;
- Media support for the campaign in accordance with the established by the federal and regional media plans of the preparation and conduct of election of the President of the Russian Federation.

As the innovations associated with the technical re-equipment of the electoral process in the Russian Federation and exerted an influence on the volume and direction of informational outreach activities, there should be noted the articles of the resolution of the CEC of Russia from December 27, 2011 № 82/635-6 “On the Procedure of video surveillance in the polling place on Election of the President of the Russian Federation on March 4, 2012”. This resolution provides the direct obligation of the Central Election Commission of Russia, Election Commission of the

subjects of the Russian Federation, the territorial election commissions and PECs before the election day and on the day of voting to implement a set of activities to inform all members of the process about the use of video surveillance equipment and aims of their use.

In order to develop a uniform approach to information about the implementation of video surveillance technology in elections March 4, 2012, under the order of RETTC of the CEC of Russia was prepared an educational film “Election day at the model polling station, equipped with video surveillance and broadcasting of images on the Internet*” and a special design concept of informational outreach materials on the implemented technology web monitoring, which can be found in Appendix 1 to Chapter 7.

It should be noted that in the CEC of Russia, in the election commissions of subjects of the Russian Federation during the preparation and conduct of elections, in order to improve the work on voters information, along with the already traditionally established target groups (young voters, disabled persons, soldiers) were special organized activities for new voter categories. In particular, in January – February 2012 in the CEC of Russia several meetings were held with the following categories of voters:

- representatives of veterans’ organizations, the armed forces, law enforcement agencies and special services;

- representatives of public associations, production teams, all-russian organizations of veterans and disabled people, teaching and faculty educational establishments;

- physicians;

- photojournalists leading mass media;

- representatives of small and medium-sized businesses in Moscow;

- military historians and re-enactors.

In the election commissions of subjects of the Russian Federation work was carried out with such categories of voters as persons of older age (long-lived), representatives of ethnic minorities, in a number of regions was also carried out interaction with the public governmental organizations – traditional religious confessions of the Russian Federation on issues of informing voters-believers.

According to a survey of the RETTC of the CEC of Russia of monitoring the activities of election commissions of subjects of the Russian Federation the following volume of information was prepared

promotional materials used as a part of the election of the President of the Russian Federation, March 4, 2012:

- 216 thousand copies outdoor large format materials for placement on the information billboards, banners, street banners, remains news pavilions advertisement stands;

- about 104.5 million copies of printed materials of small format, invitations to elections, information booklets for the dissemination of both residential and non-residential premises, means of transport and at the polling stations;

- 14.7 million copies of the materials of informational character for all participants of electoral process (checklists, instructions, working notebooks, explanations, etc.).

Information about the production and distribution of informational materials specified by federal districts is presented in Appendix 2 to Chapter 7.

During the preparation and conduct of election of the President of the Russian Federation on March 4, 2012 election commissions of subjects of the Russian Federation carried out formation of a presentation applications for the competition initiated by the CEC of Russia and intended to summarize the results of the specified direction of two federal election campaigns of 2011 and 2012 (the resolution of the CEC of Russia from September 14, 2011 № 32/287-6). In preparation for the contest of election commissions relevant experiences and achievements obtained in the course of similar competitions at regional level.

A competition for the best organization in the field of informational outreach activities during the election period of deputies of the State Duma of the Federal Assembly of the Russian Federation of the sixth convocation and the President of the Russian Federation was held in order to enhance the activity of election commissions of subjects of the Russian Federation in the field and providing the conditions for the efficient ensure of citizens voting rights, promotion of democratic principles of public participation in the affairs of state properties, the formation of an active civil position of voters and increase their confidence in the elections frames and the electoral system.

A total of 43 presentations were submitted to the review from the election commission of the Russian Federation. Based on the study materials obtained by the Competition committee, which included members of the CEC of Russia, the management of FCI under the CEC of Russia and the RETTC of the CEC of Russia, the staff of the Russian Central Election

* Electronic Library of the RETTC at the CEC of Russia:
<http://rcoit.ru/e-library/video/344>

Commission, has identified the best work in informational outreach during the election of deputies of the State Duma of the Federal Assembly of the Russian Federation of the sixth convocation and President of the Russian Federation. Under the resolution of the Russian Central Election Commission on June 6, 2012 № 127/979-6 "On the results of the competition among the Election commissions of the Russian Federation for the best organization in the field of informational outreach for the period of elections of deputies of the State Duma of the Federal Assembly of the Russian Federation of the sixth Convocation and the President of the Russian Federation" the winners were established and the following prizes were awarded:

the first and the only one – the Election Commission of Rostov Region;

two on the second place, they are: of the Election commission of Sverdlovsk Region and the Election Commission of the Tver Region;

three of the third place, they are: the Election Commission of the Stavropol Territory, the Election Commission of the Lipetsk Region, the Election Commission of the Novosibirsk Region.

Honorable mentions were awarded to the Election commission of the Komi Republic, the Central Election Commission of the Tatarstan Republic, the Election Commission of the Krasnodar Territory, the Election Commission of the Ivanovo Region, the Election Commission of the Khanty-Mansi Autonomous Area – Yugra.

The results of this competition have important methodological significance, as they let on the basis of the data and analytic developments in the field of evaluation of the effectiveness of informational outreach to search for the best approaches to its management during the period of future federal and regional election campaigns and prepare the necessary methodological and recommendations materials.

The use of external informing resources. In the framework of implementation of the regional programs the focusing of Election Commission of the subjects of the Russian Federation has been given to the development, publication and dissemination of outreach materials. In order to ensure uniformity of registration Election Commissions of the subjects of the Russian Federation with outreach materials by the decision of the CEC of Russia from December 30, 2011 № 84/654-6 was approved by way of a mechanism in consultation of these materials.

It should be noted that the mandatory style-made design element has become the official logo of

election of the President of the Russian Federation March 4, 2012, which was before just a fragment of the electoral bulletins (square, which is placed on the ballot by the name of each political party, and a stylized red "swoosh" in the form of corner of the square, meaning a voter mark of their choice).

At the federal level there has been designed to 8 design concepts and outreach materials: "Status of the President", "Transparency", "The system of election commissions", "Technical re-equipment", "Our country, our choices, our President", "Election will be held in all weather conditions", "Social Groups", "A great country selecting". Outreach materials were distributed by the outdoor advertising – on billboards, posters, leaflets, stickers to be placed in transport, city-formats and constrictions. Examples of image processing of these information-connector-explanatory materials are given in Appendix 1 for Chapter 7.

The most popular in the subjects of the Russian Federation were the concept of "Election are cost with all-weather" and "Social Groups", given their potential for regional adaptation. In order to inform voters on the application on the election March 4, 2012 of techniques of web monitoring is widely used different sized materials, based on the information concept of "Technical re-equipment."

Many of the election commissions of the subjects of the Russian Federation in the process of adapting the models did not make them substantial change, but a number of Election commissions in consultation with the Central Election Commission of the Russian Federation to the federal work-sample information materials: from a regional perspective translated the text the state language of the Russian Federation, used the images of representatives of the peoples of the Russian Federation in national costumes, posted placed Election commission of the corresponding subject of the Russian Federation by placing the address of their official websites. In refining the layout information and materials designed the overall concept has been saved.

7.2. Outreach activity to young voters

The CEC of Russia, the RETTC of the CEC of Russia, Election commission of the subjects of the Russian Federation, realizing the fundamental direction of the federal and regional programs of outreach activities, paid special attention to the various target groups of voters.

One of such a group is young voters. Active outreach work with them during the election campaign

was carried out at all levels of the corresponding election commissions.

In preparation for the election of the President of the Russian Federation, March 4, 2012 Election Commission of the subjects of the Russian Federation conducted outreach activities among young voters. The interaction with the specified target group of implementation was carried out in the following areas:

- Conduct training sessions;
- Outreach activities with government and civil society organizations, youth Election commissions;
- Conducting the election commissions at various levels of meetings, open days, conferences for young audiences;
- Preparation and distribution of printed addressed, audio-and video materials;
- Work with young voters on the Internet;
- Organization of competitive governmental activities.

In addition, in order to build an effective system of outreach activities representatives of Election commissions took part in the activities of the committees on young in the subjects of the Russian Federation, organized a meeting of clubs for young voter, in cooperation with representatives of youth organizations held the “round table” meeting on the subject of the election of the presidential campaign in 2012. One of the directions of work with young voters was the conduct by the election commissions of subjects of the Russian Federation scientific and practical conferences and meetings with students and graduates, teachers of higher educational institutions on the implementation and protection of the rights of citizens of Russia, as well as providing by chairmen of election commissions “open” lectures for students of law faculties and universities.

During the last election campaign, young voters could see the work of the CEC of Russia within the framework of tours and meetings with leaders and members of the Central Election Commission of Russia. In particular, February 14, 2012 at the Central Election Commission of the Russian Federation was provided a meeting of the Chairman of the CEC Russia V.E. Churov with voters – students of Moscow State University named after M.V. Lomonosov, Moscow Aviation Institute, Moscow State University of Oil and Gas named after I.M. Gubkin and cadets of the Military University of the Ministry of Defense of the Russian Federation, the Military Academy of Rocket strategic forces of Peter the Great. These measures were included in a series of meetings with

the leadership of the CEC of Russia with different groups of voters, representatives of public associations and mass media with the aim of objective information about the election of the President of the Russian Federation March, 2012.

Under meeting results in a number of Moscow universities were sent information printed and video materials, allowing to organize special information corners of voters.

A special place in the information work with young voters took using of capabilities of the Internet, including the development of specialized topics relevant Web sites, online forums for learning of the young observers. Election commissions were sent press releases to the Internet portals of youth subjects, creating actively functioning and the personal pages of election commissions in governmental popular social networks.

Election commissions of the subjects of the Russian Federation, using their own experience, as well as samples of common look and outreach materials prepared by the CEC of Russia and the RETTC of the CEC of Russia, distributed a range of addressed printed, audio and video materials of youth topics. Traditional to become to send by election commissions invitation to the polls, focused on the youth the auditor, including young families. Within the specialized subject promotions information booklets were distributed for young people (students) assisted education institutions in shaping governmental informational booths.

As part of outreach activities with young voters Election commissions of the subject of the Russian Federation distributed in schools and universities audio and video products, including prepared under the order of the RETTC of the CEC of Russia a video called “Voting students*”, on regional radio stations was conducted broadcast of special infomercials dedicated to provision of the Day of a young voter.

In preparation for the election of the Election of the President of the Russian Federation Commissions were held smart TV activity games, regional and inter-regional competition in the electoral legislation, contests, creative works and writings of teaches people and students, organized in the framework of thematic category of inter governmental youth competitions.

In order to promote the work of educational institutions in the field of informing young voters competitions were provided for the best youth

* Multi-media archive of RETTC under the CEC of Russia:
<http://rcoit.ru/e-library/video/343>

precinct election commission, inter-territorial competitions among teachers and managers of general and vocational education for the best project of building a culture of conscious voter.

7.3. Publishing

During the preparation and conduct of election to inform voters posters with biographies of the candidates for the President of the Russian Federation were published, with information on income and property and their spouses, insufficient information about the facts of any failure information (circulation of 200,000 copies), as well as how to vote (with sample ballot) (circulation of 110,000 copies), the responsibility for violation of electoral legislation of the Russian Federation (with extracts from the Criminal Code and the Code of Administrative offenses) (circulation of 110,000 copies).

For the visually impaired citizens were published the brochure "Information for the completion of the election ballot" and "Information on the candidates for the President of the Russian Federation", each edition of 100,000 copies. These brochures were also manufactured in Braille (a circulation of 5,000 copies).

In addition, large-print brochures were printed called "Liability for violation of the Russian election legislation" (with a circulation of 5000 copies.) and "Memo for voters who are disabled, on the order of voting in the election of the President of the Russian Federation" (circulation of 50,000 copies).

The procedures for each phase of the electoral process and the timing of their organizers and other contestants could be learned in the poster "Election Calendar – 2012" (circulation of 5,000 copies) and in Pocket Edition, "a calendar plan for the preparation and holding of Election of the President of the Russian Federation" (circulation 6500 copies).

To help the organizers of the election there were to additionally published the Federal Law "On election of the President of the Russian Federation" (circulation of 110,000 copies), "Guidelines for the election commissions of the subjects of the Russian Federation for the prevention and suppression of violations in the field of manufacturing and distribution Campaigning materials during election campaigns and other violations in the sphere of information security of elections" (circulation of 1,500 copies) and the methodically book "The organizational and legal aspects of Russian citizens vote outdoors" (circulation 1000 copies).

With circulation of 120,000 copies a set of brochures "Business notebook PEC" was released con-

taining explanations on the organization of Election commissions and their actions in problem situations that may arose during the voting, counting of voters and the establishment of the outcome of votes in the election of the President of the Russian Federation.

In order to provide guidance to the observers there have been prepared and published "A Note of election observer on election of the President of the Russian Federation" (circulation of 100,000 copies) And "A Note for foreign (international) observers" (in Russian and English) (circulation of 1000 copies).

Information materials were placed in the polling stations and other public governmental places.

Noteworthy is an educational film prepared for election officials and a wide range of voters – "Practical for the adoption of the organization and conduct of voting and the establishment of its results on a model electoral area."

During the period of operation of the Informational Centre of the CEC of Russia "Elections 2012" there worked the information booth, where everyone could get free any edition of the CEC of Russia connected with the conduct of elections at various levels, as well as on the electoral legislation and the electoral process.

All resolutions of the Central Election Commission of the Russian Federation, devoted to the preparation and conduct of elections of the President of the Russian Federation, were published in an official structure of the CEC of Russia – the magazine "Bulletin of the Central Election Commission of the Russian Federation", and the most significant of them with a normative character, in newspapers "Rossiyskaya Gazeta" and "Parlamentskaya Gazeta". Fundamental articles of the Chairman of the CEC of Russia V.E. Churov, deputy chairman of the CEC of Russia S.T. Vavilov and L.G. Ivlev, the secretary of the CEC of Russia N.E. Konkin were published in the "Journal of the elections" – a popular science periodic publications covering on their pages the various aspects of electoral practice.

7.4. The use of media resources

The duty to inform all participants of the election process on the most important aspects of the preparation and conduct of elections lies on the Election commissions. To implement this obligation using media recourses by the Federal Law "On the Election of the President of the Russian Federation" dated January 10, 2003 № 19-FZ (as amended on July 25, 2011, as amended on October 20, 2011) is

Table 7.1

**The volume of placement of outreach video on federal channels
during the period from February 4 to March 4, 2012**

Federal channel	Quantity
"First Channel"	50
"Russia 1"	214
"TV Center"	91
"Russia 24"	175
Total	530

guaranteed allocation to election commissions of free airtime in the government media.

At the federal level, by order of the RETTC of the CEC of Russia was prepared a complex of information-explanatory audio (7 species) and movies (17 species) on the most important aspects of the federal election campaign ("The date and time of the vote," "Absentee document", "Election ballot", "Activities of the calendar plan," etc.), as well as the direction on informing of citizens in connection with the realized accelerated program of technical re-equipment of the electoral system of the Russian Federation ("Complex processing of ballots", "Complex electronic voting", "The video surveillance system in the real-time"), and work to inform certain categories of voters ("Voting Disabled", "Vote of students").

The archive of these materials is available on the website of the RETTC of the CEC of Russia in the "Digital Library" (<http://rcoit.ru/e-library/video/343>).

The volume of placement of outreach video on federal channels ("First Channel", "Russia 1", "TV

Center" and "Russia 24") during the period from February 4 to March 4, 2012 is presented in Table 7.1.

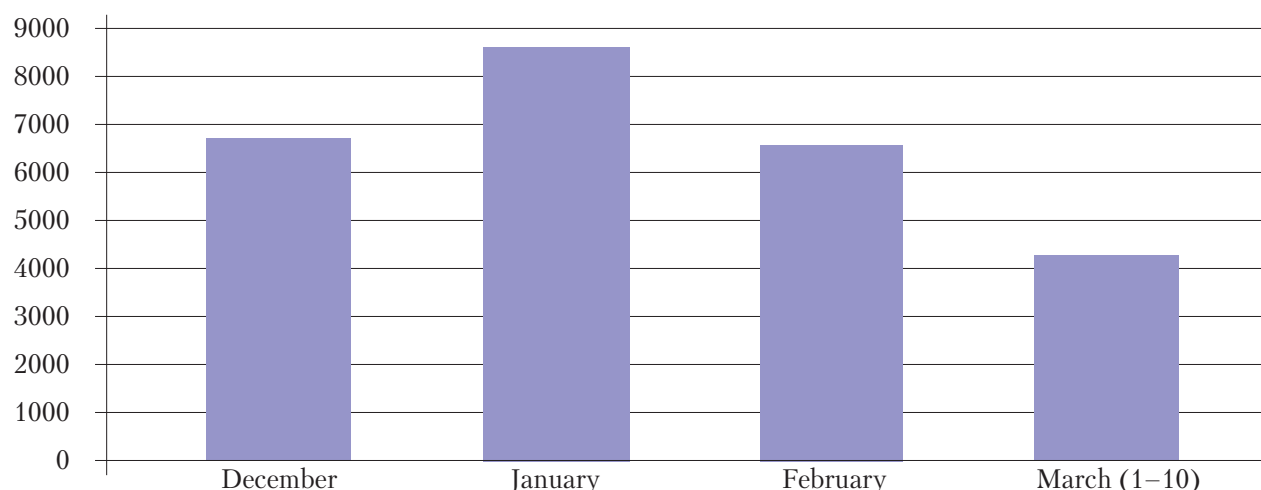
Analyzing media presence of the CEC of Russia in December 2011 – March 2012 on the preparation and conduct of elections for the President of the Russian Federation, it is necessary to be noted that during this period there were provided 139 press conferences and webcasts, briefings and other media events with the participation of representatives of the CEC of Russia.

At the event, held in the CEC of Russia according to preparation for the election of the President of the Russian Federation, 3589 representatives of Russian and foreign media were accredited.

The activities of the CEC of Russia were covered by information agencies, print media, television, radio and online media.

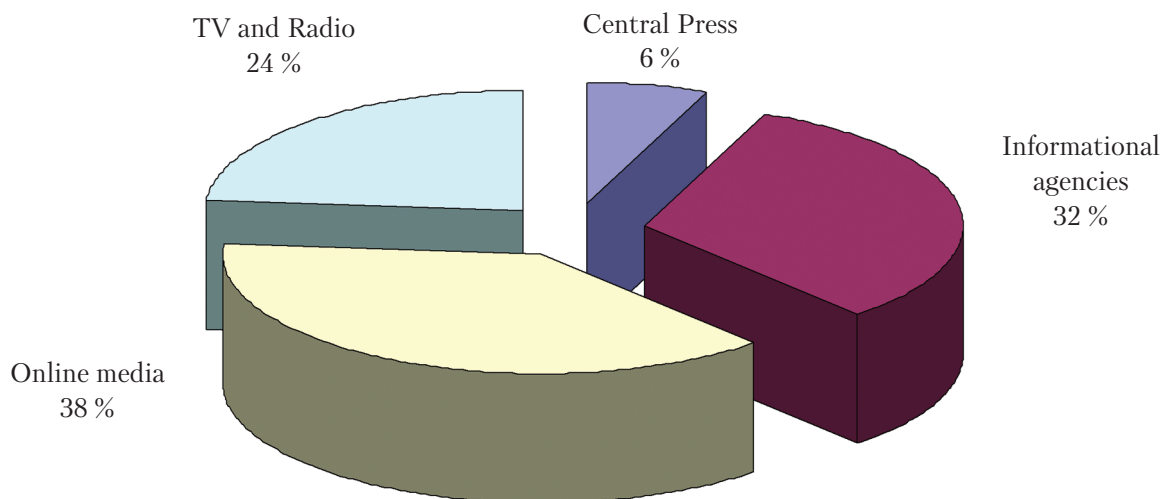
Number of references to the CEC of Russia in all types of media has reached its maximum value in January 2012 and exceeded the 8000 calls per month (Picture 7.1).

Number of references in all matched mass media



Pic. 7.1

The balance of references of the CEC of Russia in different types of mass media (December, 2011 – beginning of March, 2012)



Pic. 7.2

The largest number of references to the CEC of Russia during the preparation and conduct of federal elections March 4, 2012 falls on online media, news agencies, and those tele/radio companies – respectively 38, 32 and 24 per cent of the total number of references to the CEC of Russia in the mass media (Picture 7.2).

Representatives of the mass media have taken an active part in the work of the Information Center of the CEC of Russia “Elections 2012”. There were accredited to the media in 2013 – 1323 russian and 690 foreign companies from 47 countries. In general, they represented 244 Media – 77 russian and 167 foreign. Among the Russian mass media, 24 print media, 22 TVs, 10 radios, 10 news agencies, 9 – Internet media 2 – photo agency, among the foreign – 92 TVs, 35 print media, 23 news agencies, 15 radios, 2 – photo agency.

For the most complete coverage of vote process and the preliminary results at the Information Center “Election-2012” there was organized for the journalists press conferences, briefings, interviews and commentary of the representatives of the CEC of Russia.

For coverage of the voting and of preliminary results of the election of the President of the Russian Federation, deputies of the legislative (representative) bodies of state power of subjects of the Russian Federation, deputies of representative bodies and heads of cities – administrative centers of the Russian Federation, other municipalities in the Russian Federation as a whole have been accredited

as members of the media 4231 (in 2008 – 3500) and represented 3515 media (in 2008 – 2628).

7.5. The use of new information technologies

During the preparation and conduct of election of the President of the Russian Federation, on March 4, 2012 the use of modern information technology has reached a new qualitative level. Building on the principles of openness of the electoral process, the Central Election Commission of the Russian Federation significantly expanded the work of ensuring all participants in the electoral process full and accessible information, the creation of new mechanisms of public control over the voting process.

For the first time in the world there was organized direct webcast live and recording the progress of a vote and the vote count more than in 90,000 polling stations. In the corresponding with the resolution of Federal Government on December 30, 2011 № 2438-r for organizations using the Internet in the regime of real time video streaming of voting procedures and counting of votes in the election of the President of the Russian Federation, March 4, 2012 the Ministry of Communications and Mass Communications of the Russian Federation, JSC “Rostelecom” spent equipping polling stations across Russia with video cameras, provided live coverage of the voter procedures in a specialized website – webvybory2012.ru, and organized the recording and storage of live material.

The CEC of Russia has prepared and adopted regulations that define the order of the surveillance in the polling, organization, access to video footage obtained during the surveillance in premises for voting. For providing the operation of the video surveillance was adopted an instruction on the procedure of video camera usage and broadcast images of the precinct election commissions on election President of the Russian Federation, March 4, 2012.

Created in a short time a unique system of live broadcast showed its high efficiency, relevance and caused great public interest – for the period of its work, according to the Ministry of Communications of Russia, were registered nearly 1 billion hits.

In March – May 2012 videos have been requested by users with more than 13,000 of the election sites. Appeal to the video recordings those are available to Internet users through a single portal for public and municipal services will not only remove a variety of issues related to the assumed violations in the election, but also to analyze in detail the work of precinct Election commissions.

On the official website of the CEC of Russia, sites of election commissions of the subjects of the Russian Federation have set up specialized sections “Election of the President of the Russian Federation in 2012.” The practice of creating such sections designed for quick and full information of all participants of the electoral process, has once again demonstrated its effectiveness. Significantly increased the volume of placed materials. If during the preparation and conduct of the campaign for the election of deputies of the State Duma of the Federal Assembly of the Russian Federation of the sixth convocation on December 4, 2011 on the website of the CEC of Russia were published 2221 documents and 106 videos of total volume 0,49 Gb, then during the preparation and conduct of election of the President of the Russian Federation on March 4, 2012 – 3310 documents and 107 video materials of total volume 0,73 Gb.

Fully presented the normative acts regulating the conduct of head of the state, including federal laws and regulations of the CEC of Russia.

Internet users can become familiar with details of the charges and of registered candidates for the President of the Russian Federation, as well as video recordings of meetings of the CEC of Russia, on which there is a decision on registration or refusal of registration of candidates. In accordance with the

requirements of federal law presented data on the financing of its candidates of the election campaign: the information on the flow of funds to the election funds and the expenditure of these funds, the financial reports of candidates.

The site of the CEC of Russia included materials on the information ensure the elections, including the information received by the CEC of Russia notifications of mass media on willingness to provide air time, print space for the pre-election campaign, as well as organizations and the private employers – to perform work for the production of printed election agitating materials. Similar data for each subject of the Russian Federation was placed on websites of election commissions of subjects.

For observers, members of the Election commission the rules of conduct election and the vote count was created a specialized section “To help the observer” where documents regulating the work of the PEC were placed.

Also information was placed on creating of the election precincts formed over the borders of the Russian Federation, addresses the diplomatic missions and consular institutions of the Russian Federation for foreigners. It’s much easier informing citizens of Russia on the outside territory of the Russian Federation, on the whereabouts of precincts and opportunities to vote.

Using the Internet allowed to provide transparency in the work of the entire election system of the country. All meetings of the CEC of Russia broadcasted online on the website of the commission, and their records were placed in the video archive. The work of the Information Center of the CEC of Russia “Elections 2012” was provided in live mode.

From February 2012 on the website of the CEC of Russia resumed the operation of Internet services, “Find your polling station “(live) and “Find yourself in the list of voters”, “first used in the election of December 4, 2011. On the eve of the election day in March 2012, the service of online service, “Find your polling place” was used by more than 232 thousand people and the service “Find yourself in the list of voters” – more than 19 thousand people.

Thus, during the preparation and conduct of election March 4, 2012 successfully and there were fully used modern high-technology means of informing voters: both new and positively demonstrated themselves in the course of the previous elections.

7.6. Organization of voters' information to stay outside the territory of the Russian Federation

In order to implement the provisions of Articles 44 and 45 of the Federal Law “On Basic Guarantees of Electoral Rights and the Rights of citizens of the Russian Federation to participate in a Referendum,” and Chapter VII of the Federal Law “On the Election of the President of the Russian Federation”, the Central Election Commission of the Russian Federation during the preparation of March 4, 2012 election sent to election commissions formed outside the territory of the Russian Federation, the necessary information materials.

Within the methodological support of the work in the CEC of Russia by a member of the CEC of Russia E.P. Dubrovina in collaboration with the deputy head of the Directorate for the organization of the electoral process of the Office of the CEC of Russia Y.V. Baltrushevich was prepared specially manual “The organizational and legal aspects of Russian citizens voting abroad”*, with a section on the characteristics of the provid-

ing the information to polling stations, Election commissions formed outside the territory of the Russian Federation.

In addition to the learning materials as a visual aid for outreach activities, was used the movie “The right to elect. Organization of voting citizens of the Russian Federation living or staying outside the territory of the Russian Federation.”**

It should be noted that during the past federal election on March 4, 2012 most of the attention paid to voter using the capabilities of a consular institutions and representatives of local associations, councils compatriots and other voluntary organizations Russians outside the border. These organizations and the societies placed the required information on their websites in the Internet, including the format of “question and answer”.

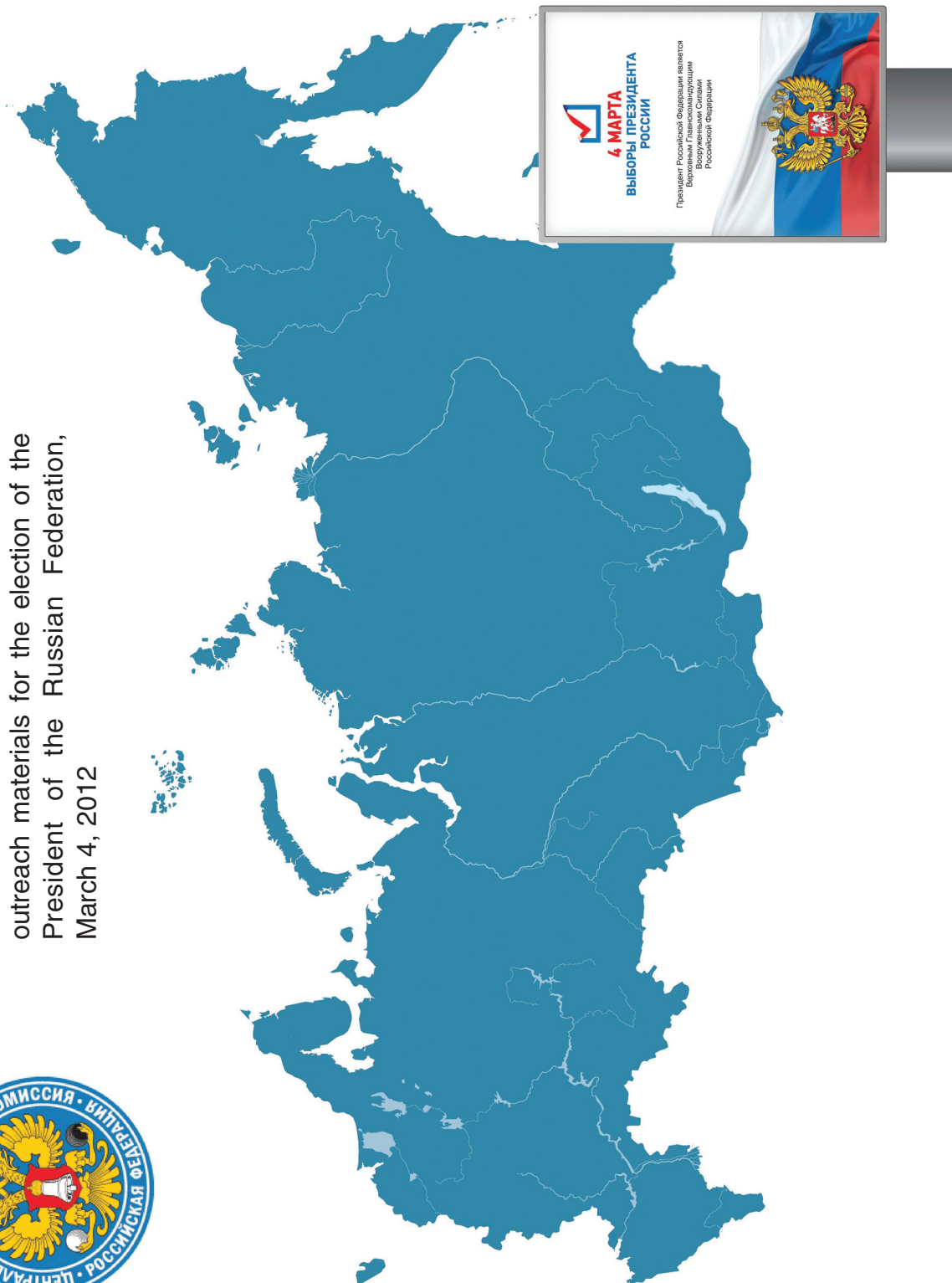
The information and photo documentation of the organization of voting at polling stations formed abroad, can be found on the website of Ministry of Foreign Affairs of the Russian Federation in the section “Events in foreign structures of Russian Foreign Ministry” at: <http://www.mid.ru/bdomp/sitemap.nsf/kartaflat/01.03.02.02>.

* Electronic Library of the RETTC of the CEC of Russia: <http://rcoit.ru/e-library/books/0/16139>

** The official website of the RETTC of the CEC of Russia: <http://rcoit.ru>

SAMPLE OF DRAWING

outreach materials for the election of the
President of the Russian Federation,
March 4, 2012



LOGOS

1. " Checkmark "



2. " Transparency of voting "



3. " Presidential standard "



4. " Innovative checkmark "



5. "3D Checkmark "



Badges d = 25 mm

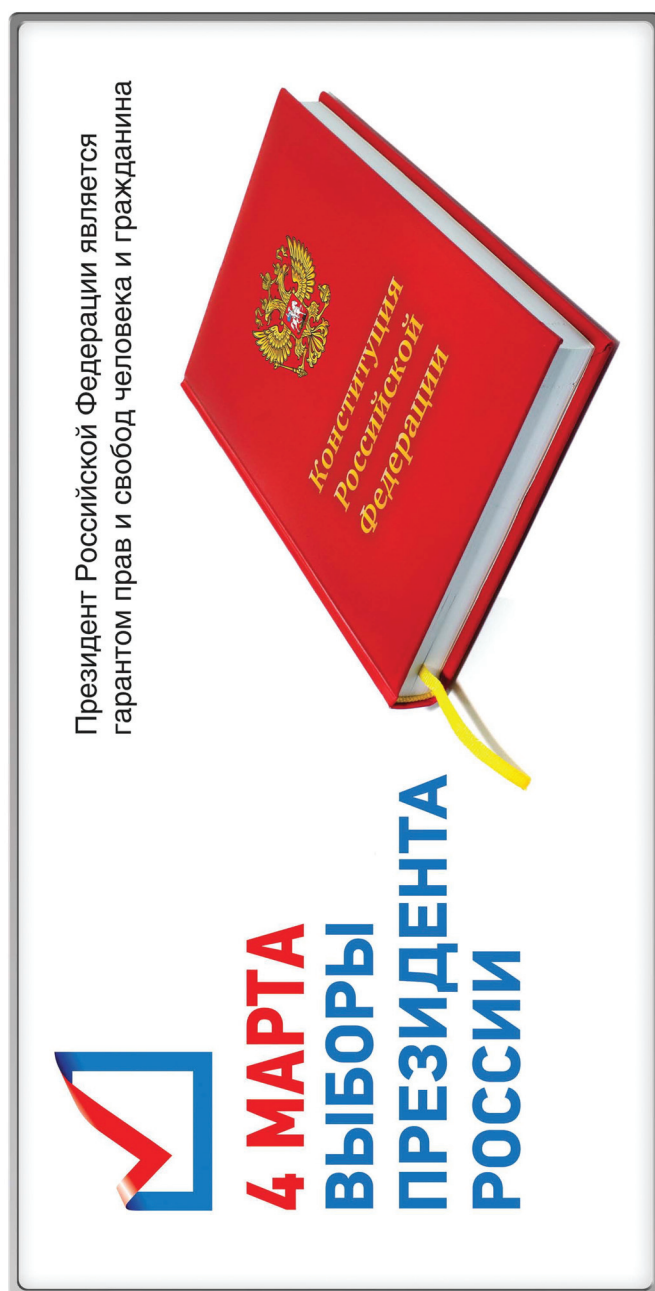


DESIGN CONCEPT

1. " Status of the President "




ridgepole 1 x 10 м

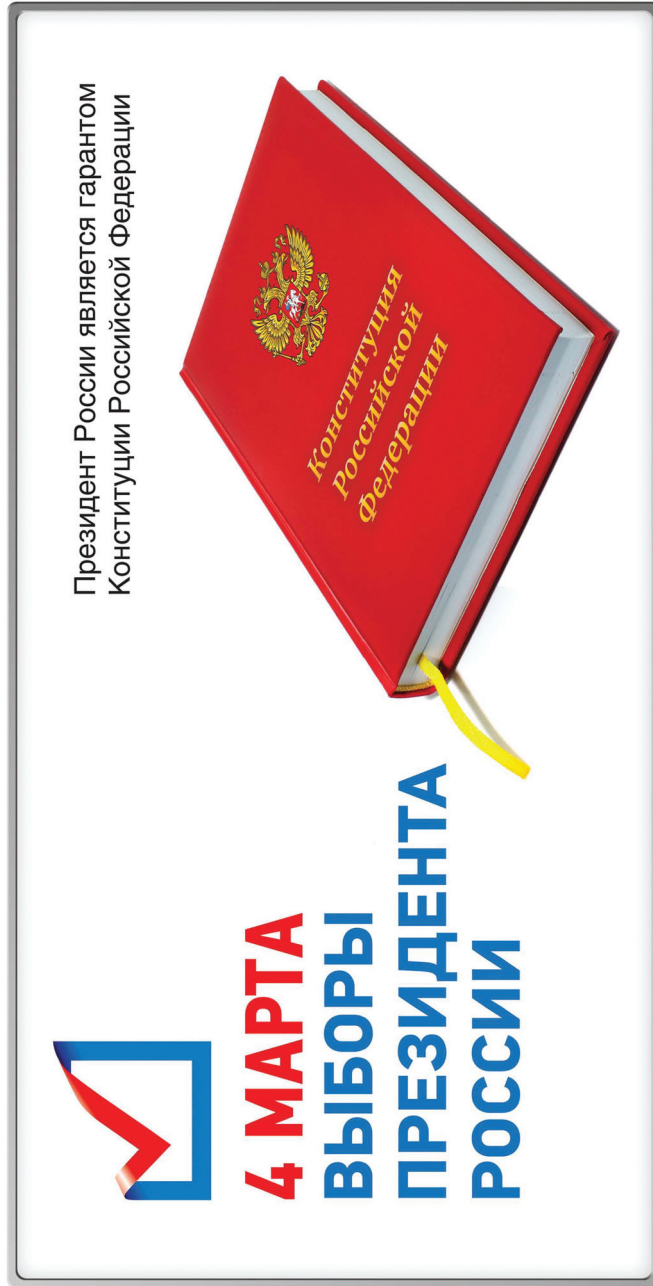


billboard 3 x 6 м


city format 1,2 x 1,8 м



1. " Status of the President "



city format 1,2 x 1,8 m



1. " Status of the President "



billboard 3 x 6 м

city format 1,2 x 1,8 м



1. " Status of the President "



city format 1,2 x 1,8 m



billboard 3 x 6 m

1. " Status of the President "



city format 1,2 x 1,8 м



billboard 3 x 6 м

2. " Transparency "



ridgepole 1 x 10 м



billboard 3 x 6 м

city format 1,2 x 1,8 м




2. " Transparency "



billboard 3 x 6 м

city format 1,2 x 1,8 м



2. " Transparency "



billboard 3 x 6 м

city format 1,2 x 1,8 м



3. " The system of election commissions "




billboard 3 x 6 м

city format 1,2 x 1,8 м




3. " The system of election commissions "




billboard 3 x 6 м

city format 1,2 x 1,8 м



3. " The system of election commissions "




billboard 3 x 6 м

city format 1,2 x 1,8 м



3. " The system of election commissions "




billboard 3 x 6 м

city format 1,2 x 1,8 м



3. " The system of election commissions "



billboard 3 x 6 м

city format 1,2 x 1,8 м



4. " Technical reequipment "



billboard 3 x 6 м

city format 1,2 x 1,8 м



4. " Technical reequipment "



billboard 3 x 6 м

city format 1,2 x 1,8 м



4. " Technical reequipment "



billboard 3 x 6 м

city format 1,2 x 1,8 м



4. " Technical reequipment "



billboard 3 x 6 м

city format 1,2 x 1,8 м



4. " Technical reequipment "



billboard 3 x 6 м

city format 1,2 x 1,8 м



5. " Our country, our choice, our President "



ridgepole 1 x 10 m



billboard 3 x 6 M

city format 1,2 x 1,8 m




**НАША СТРАНА, НАШ ВЫБОР
НАШ ПРЕЗИДЕНТ!**

5. " Our country, our choice, our President "



billboard 3 x 6 м

city format 1,2 x 1,8 м

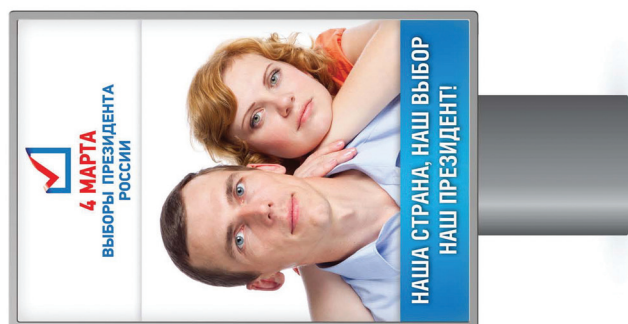


5. " Our country, our choice, our President "



billboard 3 x 6 м

city format 1,2 x 1,8 м



5. " Our country, our choice, our President "



billboard 3 x 6 m

city format 1,2 x 1,8 m




5. " Our country, our choice, our President "



billboard 3 x 6 м

city format 1,2 x 1,8 м



6. " Election will be held in all weather conditions "




billboard 3 x 6 m

city format 1,2 x 1,8 m




6. " Election will be held in all weather conditions "



billboard 3 x 6 м

city format 1,2 x 1,8 м



7. " Social groups "



billboard 3 x 6 м

city format 1,2 x 1,8 м



7. " Social groups "



billboard 3 x 6 м

city format 1,2 x 1,8 м



7. " Social groups "



billboard 3 x 6 м

city format 1,2 x 1,8 м



7. " Social groups "



billboard 3 x 6 м

city format 1,2 x 1,8 м



7. " Social groups "



billboard 3 x 6 м

city format 1,2 x 1,8 м



8. " A great country voting "



ridgepole 1 x 10 м



billboard 3 x 6 м

city format 1,2 x 1,8 м

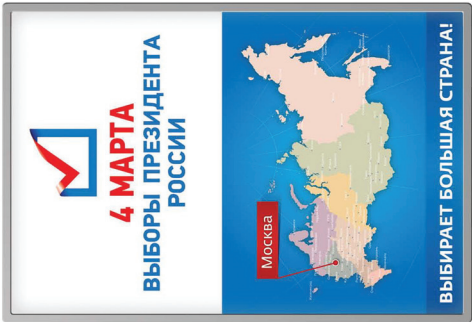


8. " A great country voting "



billboard 3 x 6 m

city format 1,2 x 1,8 m



8. " A great country voting "



billboard 3 x 6 m

city format 1,2 x 1,8 m



8. " A great country voting "



billboard 3 x 6 м

city format 1,2 x 1,8 м



Appendix 2 to the Chapter 7

**Production and placement of outreach materials in the election of the President of
the Russian Federation in federal districts**

# item	Federal district	The number of subjects of the Russian Federation	Type of information material		
			Exterior materials (large format materials for placement on billboards, banners, street banners, bus stop pavilion, poster stands, etc.)	Printed material (small-format materials for placement and distribution of residential and non-resi- dential premises, vehicles, at polling stations)	The promotional materials (checklists, instructions, working notebooks, expla- nations, etc.)
1	Central Federal District	18	10 923	20 865 483	3 555 173
2	Southern Federal District	6	8 956	11 865 128	597 198
3	Northwestern Federal District	11	3 291	17 992 450	82 116
4	Far Eastern Federal District	9	101 731	2 897 519	2 363 964
5	Siberian Federal District	12	2 863	11 599 911	1 529 672
6	Urals Federal District	6	47 251	8 011 941	55 114
7	Volga Federal District	14	38 117	23 291 488	6 475 454
8	North Caucasian Federal District	7	2 845	7 959 192	33 930
Total			215 977	104 483 112	14 692 621

Chapter 8.

Pre-election campaigning

In conducting the campaign for the election of the President of the Russian Federation in 2012, the regulatory framework governing relations related to election information providing were relevant provisions of the Federal Law “On Basic Guarantees of Electoral Rights and the Rights of citizens of the Russian Federation to participate in a Referendum”, “On Election President of the Russian Federation”, other federal laws, the Law of the Russian Federation “On the Media” and the Russian Central Election Commission regulations.

The feature of the campaign on radio and TV on election of the President of the Russian Federation was the fact that the free airtime was granted to the registered candidates and political parties nominated registered candidates (paragraphs 1 and 2 of Article 51 of the Federal Law “On the Election of the President of the Russian Federation”). Air time for the pre-election campaigning for a fee allocated only for registered candidates, because the law does not provide the creation of election funds by political parties, the funds of which would be paid airtime.

8.1. Election campaigning in mass media

Free airtime for pre-election campaigning was provided to candidates and the political parties those nominated candidates, three all-Russian public organization with broadcasting on four channels: JSC “First Channel”, JSC “TV Center”, Federal State Unitary Enterprise “All-Russian state television and radio broadcasting company” (on the channels “Russia 1” and “Russia 24”) and two all-Russian public organization broadcasting on four radio channels: Federal State Unitary Enterprise “All-Russian state of television and radio broadcasting company” (on radio channels “Radio Russia”, “Mayak” and “Vesti FM”) and the Russian State company radio broadcasting company “Golos Rossii”. Both specialized media, produced by Federal State Unitary Enterprise “All-Russian state television and radio broadcasting company” (on the channels “Russia 2” and “Russia Culture”), pursuant to paragraph 10 of Article 51 of the Federal Law “On the Election of the President of the Russian Federation,” refused to provide to political parties any time for pre-election campaigning (Appendix 1 to Chapter 8).

On each of these channels for providing pre-election campaigning by registered candidates and their political parties which nominated them was given 9 hours (or 540 minutes). However, in accordance with paragraph 5 of Article 52 of the Law, one-third of this amount of air time was provided for pre-election campaigning of political parties, nominated registered candidates (45 minutes each of the political party). In accordance with paragraph 6 of Article 52 of the Law, provided air time was allocated to registered candidates for discussions, “round tables” and other joint campaign events.

Thus, for the pre-election campaign at no charge was totally submitted 36 hours of the federal air time and 36 hours of the federal radio.

Unlike the election of the President of the Russian Federation in 2008, no candidate has refused to participate in joint promotional activities.

In the subjects of the Russian Federation to the lists of regional state organizations of television there were included 174 organizations, broadcasting on 224 channels. Free air time was provided on 218 channels of broadcasting organizations. The regional lists of public broadcasting organizations included 132 organizations, broadcasting on 164 channels. Free airtime was provided on 161 channels of radio broadcasting.

The largest number of regional organizations of public broadcasting was in the Leningrad Region (14 television broadcasting organizations and 6 radio broadcasting organizations) and Krasnodar Territory (12 television broadcasting companies and 6 radio broadcasting organizations).

In total, to candidates and political parties were donated over 3077 hours of programming on regional channels of TV and radio broadcasting organizations.

Free space for the conduct of pre-election campaigning of candidates and political parties provided 13 (of 16) all-Russian state periodical printed publications. Among the specialized the print space was represented only by the newspaper “Krasnaya Zvezda”.

The total volume of the printed pages in the national state periodic printed publications included 32224 square cm, 12.8 pages and 71.8 strips.

The draw for the distribution of free air time on the channels of all-Russian state radio broadcasting organizations among registered candidates and polit-

ical parties was held by Central Election Commission of the Russian Federation of February 2, 2012* (Appendix 2 to Chapter 8), and the draw on the distribution of printed area provided free of replication for publication of pre-election materials in the national state periodic printed publications – January 31, 2012.

The drawing of lots for the distribution of free air time and free printed circuit area held by the CEC of Russia, representatives of all registered candidates and nominated candidates of political parties took part. At the same time, only in 52 subjects of the Russian Federation the draw was attended by representatives of all the candidates and of the respective political parties (their regional branches).

In the case of absence of the representative of the candidate in his or her interest in the draw was involved a member of the relevant election commission with the right to vote.

There were no complaints about the conduct of a draw sent to the CEC of Russia and the election commissions of the subjects of the Russian Federation.

In the CEC of Russia there were presented notification of 8 all-Russian organization of television broadcasting with the willingness to provide for a fee air time on 9 channels and 10 all-Russian organization of radio broadcasting on 12 channels. Also, the CEC of Russia was notified by 105 all-Russian print periodicals about the readiness to provide print space for a fee, also the CEC of Russia received 27 notices of opportunities to provide services for placement of pre-election campaign materials in internet periodicals.

The election commissions of subjects of the Russian Federation submitted notices of 545 organizations, broadcasting on 626 television channels, about readiness to provide for a charge airtime for pre-election campaigning. The largest number of broadcasting organizations, noticed of readiness to provide air time, was in the Sverdlovsk Region, Krasnoyarsk and Krasnodar Territories (32, 23, and 20 TV and radio broadcasting organizations respectively). Also there were well-represented radio

broadcasting organizations. Of 682 broadcasting organizations, carrying broadcast on 763 radio channels, expressing their willingness to broadcast on the radio agitation audio clips, the largest number was matched in the Sverdlovsk, Chelyabinsk and Kemerovo Regions (54, 28, and 27 TV and radio broadcasting organizations respectively).

Even more ambitious was representative office of periodicals – about 2440 of the regional periodic publications expressed their readiness to deliver paid print space for pre-election campaigning. The largest number of newspapers and magazines which have indicated the willingness to place on their pages pre-election campaigning, was in the Sverdlovsk Region, the Bashkortostan and Tatarstan Republics, as well as in the Altai Republic (97, 92, 90 and 80 of periodical publications, respectively). Also 85 internet periodicals have indicated their willingness to participate in the pre-election campaign (Appendix 3 to Chapter 8).

However, registered candidates and political parties did not fully use the opportunity. There are occasions of the refusing to use of presented of free space in all-Russian periodicals (Appendix 3.1 to Chapter 8).

Less than 85 per cent (around 2605 hours) of free air time dedicated by regional organizations on the channels of TV broadcasting to all registered candidates and the regional branches of political parties was actually used:

Zhirinovskiy V.V. – 279.64 hours

Zyuganov G.A. – 415.29 hours

Mironov S.M. – 369.89 hours

Prokhorov M.D. 268.57 hours

Putin V.V. – 187.97 hours

Political party
“FAIR RUSSIA” – 270.30 hours

Political party “Liberal-Democratic
Party of Russia” – 261.47 hours,

Political party “Communist Party of
the Russian Federation” – 275.92 hours

All-Russia Political party
“UNITED RUSSIA” – 275.34 hours

* Schedule of distribution among the registered candidates of the President of the Russian Federation, the political parties nominated registered candidates of President of the Russian Federation the free airtime on the channels of the national state institutions, implementing television and (or) radio broadcasting, defined to the results of the draw, conducted by the Central Election Commission of the Russian Federation, was published in “Rossiyskaya Gazeta” February 6, 2012.

8.2. Production and dissemination of printed, audiovisual and other campaign materials

8.2.1. Services for the production of printed promotional materials

The Central Election Commission of the Russian Federation received 45 notifications from printing organizations and 4 notifications from individual entrepreneurs on the amount and other terms of payment for work or services for fabrication of printed campaign materials. The election commissions of the subjects of the Russian Federation has received 1005 notifications of poly-graphic organizations and 196 notifications from individual entrepreneurs on the amount and other terms of works or services manufacturing payment of printed campaign materials.

The highest number of notifications of polygraph organizations was received in the Election commissions Sverdlovsk (52), Samara (39), Omsk (34) and Orenburg (33) Regions, the Yakutian (Sakha) Republic (31), and the fewest in Election Commission of Kemerovo and Sakhalin Regions (by one), while in the Election commission of the North Ossetia Republic – Alania there has been no notice.

The most active in terms of filing notification there proved individual entrepreneurs of Nizhni Novgorod Region, having sent to Election commission of the Nizhni Novgorod Region 37 notifications on the amount and other terms of works or services for the production of printed promotional materials. A significant amount of notifications from individual entrepreneurs was sent to Election Commission of the Ryazan Region (12), the Yakutian (Sakha) Republic and the Rostov Region (9). In 30 of Election Commissions of the subjects of the Russian Federation has been no notification from individual entrepreneurs.

8.2.2. Issue of campaign materials

Summary data show that such method of agitation as the production and distribution of campaign materials, the candidates of the President of the Russian Federation used in different ways.

Appendix 4 to Chapter 8 presents data on the number and circulation presented by candidates of the President of the Russian Federation to the CEC of Russia, the Election commission of the subjects of the Russian Federation of printed, audiovisual and

other campaigning materials (samples, copies of photos), and Appendix 5 to Chapter 8 presents the samples of printed election campaign materials presented in the CEC of Russia.

The total circulation of produced campaigning materials for election of the President of the Russian Federation amounted to 503,693,427 copies under 865 titles.

8.2.3. Accounting of presented in Election Commissions campaign materials of political parties

In the CEC of Russia acceptance and registration of campaign materials was carried out, as well as in the election of deputies of the State Duma of the Federal Assembly of the Russian Federation of the sixth convened in accordance with the Procedure for receiving, recording, analysis, processing and storage in the Central Election Commission of the Russian Federation of election campaigning materials and submitted with them documents during election campaigns for election of deputies of the State Duma of the Federal Assembly of the Russian Federation of the sixth convocation and the President of the Russian Federation in 2012, approved by the order of the chairman of the Central Election Commission of the Russian Federation dated August 10, 2011 № 206-r, which was carried out in accordance with scanning presented printed campaign materials.

In accordance with the Regulations of placing electronic images election campaigning materials submitted in the Central Election Commission of the Russian Federation by the political parties, notified federal lists of candidates, the candidates for the President of the Russian Federation during the preparation and holding of elections to the State Duma of the Federal Assembly of the Russian Federation of the sixth convocation and the President of the Russian Federation in 2012 on the site of the technical support Internet portal GAS “Vybory”, approved by order of the chairman of the Central Election Commission of the Russian Federation dated August 10, 2011 № 207-r was performed by the establishment and replenishment of base of electronic samples of promotional materials.

The base was used by Election Commissions of the Russian Federation to obtain information about the campaign materials submitted to the CEC of Russia and lawfully distributed on the territory of

the Russian Federation. In addition, the base was used by to the CEC of Russia to reply the handling of citizens (organizations) about violations of the procedure for manufacturing and distribution of campaign materials.

Totally the acceptance and registration of campaign materials is regulated by the election commissions in 38 subjects of the Russian Federation. Scanning printed campaign materials is also implemented in 41 Election Commission of the subjects of the Russian Federation.

Electronic databases of campaign materials were used in the work of election commission of the Russian Federation, territorial election commissions, and were given in the law enforcement agencies. The main purpose of these bases is monitoring the legality of the production and distribution of promotional materials.

In 71 subjects of the Russian Federation there was carried out an exchange of information on legal and illegal campaign materials between Election commissions and territorial structures of Ministry of Internal Affairs of Russia. Basically, such of exchange took place in the presence of disputes relating to a possible violation of the procedure for manufacturing and production of promotional materials. In a number of the subjects of the Russian Federation the interaction was carried out on the basis of agreements between Election commissions and agencies of the Interior. In some Election commissions of the subjects of the Russian Federation there was introduced the practice of notification of the Ministry of Internal Affairs of representation in election commission of a specified campaign materials. Thus, in the case of disputes the Interior Ministry of Internal Affairs could quickly respond to allegations of violations of electoral legislation with respect of production and distribution of campaign materials. Exchange of information was not carried only in 13 subjects of the Russian Federation, including the lack of evidence of illegal distribution of campaign materials.

8.3. The costs of the pre-election campaign

Means of campaign funds, formed by candidates for the President of the Russian Federation, mainly were spent on the pre-election campaign.

Five registered candidates all together spent out from their campaign funds for the information provision of pre-election campaigns

240 233 128,16 rubles, which accounted 86 percent of total spending.

The candidate V.V. Zhirinovskiy has spent 229 959 926.57 rubles (93.5%), the candidate G.A. Zyuganov – 224 237 534.97 rubles (82.3%), the candidate S.M. Mironov – 131 057 407.03 rubles (95.7%), M.D. Prokhorov – 278 646 680.74 rubles (71.8%), the candidate V.V. Putin – 376 331 578.85 rubles.(94.1%) (Appendix 6 to Chapter 8).

The largest amount of money to campaign was spent by a candidate V.V. Putin, representing 30.34 percent of the expended for these purposes by all registered candidates of funds, the smallest – a candidate S.M. Mironov – 10.57 percent.

To conduct of campaign activities through organizations of TV and radio broadcasting the largest share of the electoral fund was spent by a candidate S.M. Mironov, representing 84.54 percent of funds spent by a candidate on the campaign, and the lowest – a candidate G.A. Zyuganov, which corresponds to 48.05 percent (Appendixes 7, 8, 9 to Chapter 8).

On the campaign through the editorial of non-governmental and regional government periodically printed publications the largest share of the electoral fund (2.41%) was spent by a candidate M.D. Prokhorov, the smallest – by a candidate V.V. Zhirinovskiy – 1.08 percent. The candidate V.V. Putin did not expended funds for placement of campaign materials in periodicals. (Appendixes 10, 11 to Chapter 8).

In the national state periodic print media paid print space was not used by candidates.

For the manufacturing and distribution of printed pre-election and other promotional materials the most largest share of the electoral fund expenditure was mended by a candidate G.A. Zyuganov (49.39%), the smallest – a candidate S.M. Mironov (14.31%) (Appendix 12 to Chapter 8).

In carrying out public mass activities the largest share of the election fund of a candidate was spent by V.V. Putin (13.01%), the lowest – a candidate S.M. Mironov (0.02%). The candidate V.V. Zhirinovskiy did not expended his election funds on public events.

For production of printed materials not registered candidates S.M. Peunova and G.A. Yavlinsky spent 89 444.0 rubles and 13,098 500.0 rubles respectively.

D.F. Mezentshev, R.Z. Khamiyev and V.I. Cherepkov did not spent any of funds on campaigning.

8.4. Monitoring of restrictions compliance during pre-election campaign

8.4.1. Acting of Working group under information disputes and other matters of information support of election

Working group on information disputes and other issues of information support election of the CEC of Russia (hereinafter – the working group) were considered treatment for pre-election campaign and voter information received by the CEC of Russia for the period of the pre-election campaign. (Appendix 13 to Chapter 8).

The working group held four meetings, on which there were examined 19 handling that require the most thorough analysis of stakeholder and expert assessments contained therein facts and circumstances. The results considered at the meetings of the working group were submitted to the CEC of Russia, then the appropriate responses were directed to applicants.

Based on the results of consideration of a violation of candidates equality of the President of the Russian Federation during the placement of information materials on TV channels a resolution was accepted by the CEC of Russia on March 1, 2012 № 109/885-6 “The results of consideration of the deputy of State Duma of the Federal Assembly of the Russian Federation V.G. Solovyov (Registration number 3694, 3686, 3678, 3677, 3664, 3691, 3692, 3683, 3687, 3688, 3689, 3670, 3122, 3675, 3695, 3693), parliamentary inquiries of deputies of the State Duma of the Federal Assembly of the Russian Federation V.I. Bessonova, S.P. Obukhov, V.F. Rashkin, V.V. Simagin and other (Registration number 3265), deputies of the State Duma of the Federal Assembly of the Russian Federation V.F. Rashkin, S.P. Obukhov, Y.E. Nilov, A.N. Didenko, A.N. Svintsov, A.V. Ostrowski, V.P. Peshkov (Registration number 3428) about the infringement of the equality for the President of the Russian Federation while the placement of informational materials on television channels “First Channel”, “Russia 1”, NTV, “TV Center” and REN-TV, as well as on the treatment of the founders of the Council of the electoral League (ref. number 2597) in respect of television channels “First Channel”, “Russia 1” and NTV”, a copy of which were sent to the address of applicants and editors of appropriate channels. Moreover, this decision was published in the magazine “Journal of the Central Election Commission of

the Russian Federation, in “Rossiiskaya Gazeta” and “Parlamentskaya Gazeta.”

8.4.2. The activities of election commissions of the subjects of the Russian Federation for control compliance with restrictions during pre-election campaign

In the election commissions of the subjects of the Russian Federation there were considered the complaints of citizens and organizations about the irregularities in the pre-election campaign, under all the received appeals prompt action were taken, where appropriate relevant materials to be sent to the competent authorities for the conduct of additional checks and action.

One of the problematic issues was the verification of campaign materials of political parties for the presence of signs of extremist activity.

In contrast to the campaign for the election of deputies of the State Duma of the Federal Assembly of the Russian Federation during the period of electoral campaign for the election of the President of the Russian Federation, it was revealed only two findings of violations of restrictions under paragraph 1 and 11 of Article 56 of the Federal Law “ On Basic Guarantees of Electoral Rights and the Rights of citizens of the Russian Federation to participate in a Referendum,” and neither one of them had committed by candidates for the President of the Russian Federation or the political parties.

We also note the lack in the last election campaign of progress of evidence of bribery of voters, violations of the law on payment of advertising, commercial and other not connected with the election of the President of the Russian Federation activities with the use of the names or the image of candidate, advertising using logos or other symbols of the political party which nominated registered candidates, as well as violations of restrictions on conducting charitable activities by candidates, proxies of candidates, political parties nominating candidates registered, authorized representatives of the candidates on financial matters authorized representatives of political parties and other individuals and entities.

Only one fact of lotteries provision and other games based on the chance in which the winning prize or participation in the prize depends on the results of the voting, the election results or are otherwise connected with the election of the President of the Russian Federation, was identified in the Udmurt Republic. These data can prove that participants of

election process showed knowledge of electoral legislation and a more responsible attitude towards the implementation of its provisions.

In addition to the statutory election monitoring compliance with the rules of the pre-election campaign election commissions of the subjects of the Russian Federation and other methods were used, most frequently – the interaction with the bodies of internal affairs, territorial governance of the Russian Commercial Affairs, public organizations, the establishment of working groups. In order to prevent violations of the order of election campaigning some election commissions, workshops were conducted with the participation of representatives of registered candidates and political parties that nominated registered candidates for clarifying the participants of the election process provisions of election legislation in the part of conducting pre-election campaign.

There is an interesting experience of the Election Commission of the Rostov Region. In order to implement the control of compliance with the rules of the pre-election campaign of Election Commission the training of members of territorial and precinct election commissions was organized. In addition, together with the Department of Internal Affairs of Russia in Rostov Region and the North Caucasus Scientific center of higher education of the Southern Federal University a handbook for the police has been developed “Prevention of violations of the rules of pre-election campaign and providing extremism in action of the electoral process members – administrative and legal aspects”. This manual is actively used by law enforcement to curb illegal campaigning.

8.4.3. Oversight of the pre-election campaign in the mass media

Election commission noted some problematic aspects related to the implementation of monitoring compliance with the rules of pre-election campaign, in particular, drew attention to the unresolved issue of pre-election campaign in the Internet. A number of Election commissions offered to regulate the order of campaigning through the Internet, which should be the theme for serious discussion. Also among the problems election commissions of subjects of the Russian Federation allocated lack of a unified database of campaign materials submitted to different election commission.

In total, the Election commissions these subjects of the Russian Federation received two complaints

about the failure of providing free air time of broadcasting organizations, complaints about the failure of printing space have been received.

The election commissions of the subjects of the Russian Federation during the election campaign received total 210 appeals or complaints about illegal publication of promotional and information materials in the media about 149 media, 11 of which were established by candidates or political parties (against 776 complaints during the election campaign for election of deputies of the State Duma of the Federal Assembly of the Russian Federation). Checking the facts set out in the claims reaffirmed 52 cases of violations of election campaigning, which is five times less than at the time of the Duma campaign. The highest number of violations (8) was recorded in the Udmurt Republic, in addition violations were noted in 24 regions. Only in two cases, followed by the recognition of violations of the right during the conduct of pre-election campaign in the media by candidates and political parties.

The most typical violation of mass media the rules of pre-election campaign, as during the electoral campaign for the election of deputies of state Duma of the Federal Assembly of the Russian Federation of sixth convocation, was the publication or broadcasting of materials having signs of pre-election campaign, but not paid from the election fund. Often this violation manifested as the provision of preferences for one political party, and as the presence of negative information, as well as the commentary about other political parties. Separately it is worth noting such a category of violation as omission or misrepresentation in the output of campaign materials.

During the election campaign mass media got 8 warnings on the inadmissibility of violation of election legislation, three of which were made by the Central Election Commission of the Udmurt Republic. Drawing up protocols on administrative violations applied five times frequently: there were a total of 44 protocol put on Administrative Offences, mainly under Articles 5.5 (a violation of the order of involvement of the mass media to inform the most elections and referenda) and 5.10 (conducting pre-election campaigning, canvassing for referendum to think outside of the campaign period and in places where it is prohibited by law on elections and referendums) of the Code of the Russian Federation of Administrative Offences.

In 24 cases, the courts issued a decision on bringing editorial of mass media to the administrative

responsibility. The total fines amounted to 80 500 rubles, 60 000 of which were recovered from the offenders in the Tomsk Region.

Other measures were used: the direction of the documents to the territorial bodies of the Russian Commercial Affairs, paying attention of mass media editorial on permission of electoral legislation violations. However these measures did not get mass distribution.

8.4.4. Monitoring of legislation compliance at issue and distributing campaign materials

Violations of the law in production and distribution of promotional materials submitted by political party to election commissions were recorded in 12 subjects of the Russian Federation. In all cases election commissions took measures to address the identified violations ranged from written notification

of authorized representative of the candidate on financial issues to administrative imposing sanctions.

Information on the distribution of anonymous, fraudulent or other illegal campaign materials, directed in support or against candidates and political parties, are shown in Tables 8.1 and 8.2.

The largest number of anonymous substrate and other illegal campaign materials against or in support of a candidate was revealed in the Udmurt Republic (25), Rostov (18) and Smolensk (14) Regions. Except that, in the Rostov Region there was identified the highest number of these materials in relation of Political Parties (18).

Treatment of candidates over existence of distributing or offering campaign materials received in election commissions of 17 subjects of the Russian Federation, in four cases the facts were confirmed.

Table 8.1

Number and nature of illegal material in support of or against candidates

Candidates	Illegal materials	
	in support	against
Zhirinovskiy V.V.	3	8
Zyuganov G.A.	16	24
Mironov S.M.	0	5
Prokhorov M.D.	3	10
Putin V.V.	35	45
Peunova S.M.	4	0
Mezentsev D.F.	0	0
Yavlinsky G.A.	0	0

Table 8.2

Number and nature of illegal material in support or against political parties

Political Party	Illegal materials	
	in support	against
Political party "FAIR RUSSIA"	1	1
Political party "Liberal-Democratic Party of Russia"	0	0
Political party "Communist Party of the Russian Federation"	12	13
Political party "Russia United Democratic Party "YABLOKO"	0	0
All-Russia Political party "UNITED RUSSIA"	5	2

8.4.5. Control over the legality of the pre-election campaign through campaign public events

According to the requirements of the Federal Law “On Election of the President of the Russian Federation” monitoring compliance with the order of the campaign was carried out by Election commissions at all levels.

In general, the election commissions of the subjects of the Russian Federation on the issue of control over the legality of the election campaigning by public campaign activities used all the same ways of working, as well as during the previous federal election campaign.

Among the most characteristic two methods of control should be mentioned. First, a number of election commissions made provisions to regulate procedures for public campaign events. Thus, we have eliminated some uncertainty as to the variety of campaign, especially in the provision of facilities for the conduct of campaign events. Second, it was a lack of cooperation with various bodies of authorities: regional and municipal authorities of power, internal affairs, and territorial authorities of the Ministry of Justice of the Russian Federation. This interaction allowed quickly obtaining and providing information to participants in the electoral process on issues of public campaign events.

Election commissions practiced control methods such as direct presence of members of election commissions at public events, the consideration of controversial issues at the meetings of the working groups, workshops for representatives of candidates and political parties, owners on premises.

Experience in the implementation of the Election Commission of the subjects of the Russian Federation the provisions of paragraphs 4 and 4¹ of Article 53 of the Federal Law “On Basic Guarantees of Electoral Rights and the Rights of citizens of the Russian Federation to participate in a Referendum”, parts 4 and 41 of Article 54 of the Federal Law “On Election of the President of the Russian Federation” can be considered quite successfully. Election commission used the experience gained during the campaign for the election of deputies of the State Duma of the Federal Assembly of the Russian Federation of the sixth convocation. Among the problems that require solutions in the future, election commissions noted a delay in notification of election commissions’ owners of the premises on the facts of facilities for public campaign forms of action. In its proposals for the solution of a given problem Election commissions stress the need to further concretize of the provisions of the electoral legislation and practice developments.

Appendix 1 to the Chapter 8

Submitted to the CEC of Russia Federal
Service for Supervision in the Sphere of Telecom, Information of
Technologies and Mass Communications

Appendix to the Resolution of Central Election
Commission of the Russian Federation from
30 November 2011 г. # 64/551-6

The list of nationwide state television and radio broadcasting companies and nationwide state periodicals

1. All-Russian public organization of broadcasting

TV Programs

No	Name of broadcasting company	Location and address	The founders of the broadcasting company	Broadcasted mass media of the company	Themes of the media	Time of broadcasting	Note
1	The All-Russian State Television and Radio Broadcasting Company FSUE (VGTRK FSUE) , Tin 7714072839	125124, Moscow City, Russia, 5-y ul. Yamskogo poly, dom 19-21	The Government Of The Russian Federation (103274, Moscow City, Krasnopresnenskiy naberezhnyy, dom 2)	National TV channel "Rossiya 1" (Rossiya 1)	News, specialized news, analysis, journalism, culture and education, entertainment, children's, sports, feature movies (not a documentary)	24/7	
2	The All-Russian State Television and Radio Broadcasting Company FSUE (VGTRK FSUE) , Tin 7714072839	125124, Moscow City, Russia, 5-y ul. Yamskogo poly, dom 19-21	The Government Of The Russian Federation (103274, Moscow City, Krasnopresnenskiy naberezhnyy, dom 2)	National TV channel "Rossiya 24" (Rossiya 24)	News, analyst, political and economic journalism	24/7	
3	The All-Russian State Television and Radio Broadcasting Company FSUE (VGTRK FSUE) , Tin 7714072839	125124, Moscow City, Russia, 5-y ul. Yamskogo poly, dom 19-21	The Government Of The Russian Federation (103274, Moscow City, Krasnopresnenskiy naberezhnyy, dom 2)	National TV channel "Rossiya 2" (Rossiya 2)	News, sports, culture, educational, journalistic, entertainment, feature movies (not a documentary)	24/7	specialized TV channel
4	The All-Russian State Television and Radio Broadcasting Company FSUE (VGTRK FSUE) , Tin 7714072839	125124, Moscow City, Russia, 5-y ul. Yamskogo poly, dom 19-21	The Government Of The Russian Federation (103274, Moscow City, Krasnopresnenskiy naberezhnyy, dom 2)	National TV channel "Rossiya Kultura" (Rossiya K)	News, culture, educational, children's	24/7	specialized TV channel

No	Name of broadcasting company	Location and address	The founders of the broadcasting company	Broadcasted mass media of the company	Themes of the media	Time of broadcasting	Note
5	"Perviy Kanal" JSC Tin 7717039300	127000, Moscow City, Akademika Koroleva ul., d. 19	1. The Ministry of property relations of the Russian Federation (103685, Moscow City, Nikil'skiy pereulok., d. 9). 2. The Information Telegraph Agency of Russia (ITAR-TASS) FSUE (125993, Moscow City, Tverskoy bulvar, d.10-12). 3. "Televisiony Technicheskiy Centr" Ostankino " FSUE (127427, Moscow City, Akademia Koroleva ul., d. 12). 4. "ORT-KB" CJSC (109004, Moscow City, B. Kommunikatsionnaya ul., d. 38, str.1). 5. Betas LLC The Kalmyk Republic Elista, d. 4, kv. 2	Channel One Russia	News, analyst, educational, journalistic, sports, entertaining, informative entertainment, music, children, movies	24/7	
6	"TV Centr" JSC, Tin 7717091519	115184, Moscow City, Bolshay Tatarskaya, d. 33, ctr. 1	1. The Department of state and municipal property of the city of Moscow (103006, Moscow City, Karetnyi Rad, d. 2/1). 2. "PromTorgCentr" CJSC (103006, Moscow City, Karetnyi Rad, d. 2/1)	"TV CENTR - Moskva"	News and journalism, cultural and educational, entertainment, children, sports, feature movies (not a documentary)	24/7	

Radio channels

No	Name of broadcasting company	Location and address	The founders of the broadcasting company	Broadcasted mass media of the company	Themes of the media	Time of broadcasting	Note
1	The All-Russian State Television and Radio Broadcasting Company FSUE (VGTRK FSUE) , Tin 7714072839	125124, Moscow City, Russia, 5-y ul. Yamskogo poly, dom 19-21	The Government Of The Russian Federation (103274, Moscow City, Krasnopresnenskay naberezhnaya, dom 2)	"Radio Rossii"	News, socio-political, socio-economic, cultural and educational, sport, scientific-cognitive, musical and entertainment	24/7	
2	The All-Russian State Television and Radio Broadcasting Company FSUE (VGTRK FSUE) , Tin 7714072839	125124, Moscow City, Russia, 5-y ul. Yamskogo poly, dom 19-21	The Government Of The Russian Federation (103274, Moscow City, Krasnopresnenskay naberezhnaya, dom 2)	"Mayk"	News, information-analytical, music, publicist, sports, entertainment, cultural and educational	24/7	
3	The All-Russian State Television and Radio Broadcasting Company FSUE (VGTRK FSUE) , Tin 7714072839	125124, Moscow City, Russia, 5-y ul. Yamskogo poly, dom 19-21	The Government Of The Russian Federation (103274, Moscow City, Krasnopresnenskay naberezhnaya, dom 2)	"Vesti FM"	news, information - analytical, political, cultural-educational, sports	24/7	
4	"Russian state broadcasting company "Voice of Russia " FGU, tin 7705013234	125326, Moscow, Pyatnitskaya street, d. 25, build. 1	The Government Of The Russian Federation (103274, Moscow City, Krasnopresnenskay naberezhnaya, dom 2)	"Golos Rossii"	News of the state and public life of Russia, the CIS member States and international life, propaganda of economic and cultural rebirth of Russia	24/7	

2. All-Russian printed periodicals, founders (co-founders) of which are state authorities

No	Name of mass-media	The certificate number	Date of registration	type	Founders of media	coverage of	Themes of the media	Editorial address and phone	Periodicity	Note
1	"Rossiyskay gazeta"	# 302	28.09.1993	Printed media, the newspaper	The Government Of The Russian Federation (103132, Moscow City, Krasnopresnenskay naberezhnaya, d.4)	Russian Federation, CIS countries, foreign countries	Socio-political	125881, Moscow City, ul. Pravdy d. 24, phone. 257-5216	Everyday	

No	Name of mass-media	The certificate number	Date of registration	type	Founders of media	coverage of	Themes of the media	Editorial address and phone	Periodicity	Note
2	"Parlamentskay gazeta"	# 016893	10.12.1997	Printed media, the newspaper	Administrative department of the State Duma of the Federal Assembly of the Russian Federation (Moscow, St. Okhotny Ryad, 1) 2. Administrative department of Council of Federation of the Russian Federation (103426, Moscow, street B. Dmitrovka, d 26,)	Russian Federation, CIS countries, foreign countries	Socio - political, events, facts, comments	125190, Moscow City, ul. Pravdy d. 24, phone. 257-50-90	5 per week	
3	"Tverskay, 13"	# 015196	16.08.1996	Printed media, the newspaper	Moscow City Government (103032, Moscow City, ul. Tverskay, d. 13)	Russian Federation, CIS countries	Activity of Moscow City Government, municipal economy, promotion of the advanced experience, city life in all its diversity, problems of the agglomeration of Moscow City and Moscow Region	121872, Moscow City, ul. Noviy Arbat, d. 21 phone 229-93-61	Every week	Informational newspaper about the city life
4	"Moskvichka"	# 1588	09.04.1997	Printed media, the newspaper	Moscow City Government (103032, Moscow City, ul. Tverskay, d. 13)	Russian Federation, CIS countries	Socio - political newspaper objectively and in full awareness about the social and economic life in the city of Moscow, assistance in solving social problems, consolidation of the public consciousness in high morals	103790, Moscow, Bersenevskaya nab., d. 20/2, Dom Rossiyskoy pressy	Every week	newspaper for women

No	Name of mass-media	The certificate number	Date of registration	type	Founders of media	coverage of	Themes of the media	Editorial address and phone	Periodicity	Note
5	"Baskortostan"	PI # FS77 - 33205	11.09.2008	Printed media, the newspaper	1. The Government of the Republic of Bashkortostan (450101, the Republic of Bashkortostan Ufa, ul. Tulkaeva, d. 46). 2. State Assembly - Quriltai the Republic of Bashkortostan (450000, the Republic of Bashkortostan, Ufa, u. Frunze, d. 46)	Russian Federation	Socio-political newspaper	450079, Ufa, ul. 50-letiya Oktyabrya, d. 13, tel. 347-2720543	5 per week	
6	"Respublika Bashkortostan"	PI # FS77 - 33570	03.10.2008	Printed media, the newspaper	Secretariate of State Assembly - Quriltai the Republic of Bashkortostan (450000, the Republic of Bashkortostan, Ufimskiy district, Ufa, ul. Frunze, d. 46).	Russian Federation	Information-analytical, sociopolitical	450079, Ufa, ul. 50-letiya Oktyabrya, d. 13,	5 per week	
7	"Kyzyl tan	PI # FS77 - 33268	24.09.2008	Printed media, the newspaper	The Government of the Republic of Bashkortostan (450101, the Republic of Bashkortostan, Ufa, ul. Tulkaeva, d. 46). Secretariate of State Assembly - Quriltai the Republic of Bashkortostan (450000, the Republic of Bashkortostan, Ufimskiy district, Ufa, ul. Frunze, d. 46).	Russian Federation	The socio-political, cultural and educational	450079, The Republic of Bashkortostan Ufa, ul. 50-letiya Oktyabrya, d. 13, 6 floor, tel. 223161	5 per week	The newspaper is distributed in the Tatar language

No	Name of mass-media	The certificate number	Date of registration	type	Founders of media	coverage of	Themes of the media	Editorial address and phone	Periodicity	Note
8	"Omet" ("Nadezhda")	PI # FS77-34179	17.11.2008	Printed media, the newspaper	1. Office of Press of the Republic of Bashkortostan (450076, the Republic of Bashkortostan, Ufimskiy district, Ufa, ul., Aksakova d. 62)2. SUE Republic of Bashkortostan "Newspaper" Omet " (450005, the Republic of Bashkortostan, Ufa, ul. Revolyutsyonnaya, d. 167/1)	Russian Federation	Information-analytical, youth	450005, the Republic of Bashkortostan, Ufa, ul. Revolyutsyonnaya, d. 167/1	3 per week	The newspaper is distributed in the Tatar language
9	"Tolon" ("Zarya")	PI # FS77 - 37288	18.08.2009	Printed media, the newspaper	1. Administration of Aginsk Buryat region (687000, Zabaysk Territory, Aginsk Buryat region, Aginsk district, village Aginsk ul. Bazara Rinchino, d. 92). 2. SI of Zabaysk Territory " Editors office of allburyat newspaper "Tolon" (687000, Zabaysk Territory, Aginsk Buryat region,	Russian Federation, foreign states	Information. Questions of national revival, history and traditions, language and culture, way of life, the economy and the economy. Advertisement - no more than 40%	687000, Zabaysk Territory, Aginsk Buryat region, Aginsk district, village Aginsk ul. Bazara Rinchino, d. 75, tel. (30239)3-51-42, fax(30239) 3-45-49	3 per week	

No	Name of mass-media	The certificate number	Date of registration	type	Founders of media	coverage of	Themes of the media	Editorial address and phone	Periodicity	Note
					Aginsk district, village Aginsk ul. Bazara Rinchino, d. 75)					
10	"MEDENI ZHOMGA" ("Kulturnaya pyatnitsa")	PI № 77 - 12590	06 05 2002	Printed media, the newspaper	1. The Ministry of Culture of the Republic of Tatarstan (420014, the Republic of Tatarstan, Kazan, Kremlin, 3rd entrance). 2. The state Republican institution "Editors office of the weekly newspaper "MEDENI ZHOMGA" (420503, the Republic of Tatarstan, Kazan, ul. Bauman, d. 19)	Russian Federation, CIS	Socio-political, literary and artist's edition	420503 the Republic of Tatarstan, Kazan, ul. Bauman, d. 19, tel. (8432) 92-41-79	1 per week	
11	"Ekho planety"	PI # FS77 - 30295	15.11.2007	Printed media, magazine	FSUE "ITAR-TASS" (125993, Moscow City, Tverskoy Bulvar, d. 10-12)	Russian Federation, foreign states	Cover the most important issues of foreign and domestic policy of Russia, international events, publication of materials on political, economic, social issues, information on the news of science, culture, international sports	125993, Moscow City, Tverskoy Bulvar, d. 10-12, tel. (495) 290-59-89	1 per week	

No	Name of mass-media	The certificate number	Date of registration	type	Founders of media	coverage of	Themes of the media	Editorial address and phone	Periodicity	Note
12	"Moskovskie novosti"	PI # FS77-43175	21.12.2010	Printed media, the newspaper	FSUE Russian Information Agency "RIA Novosti" (119021, Moscow City, Zubovskiy bulvar, d. 4); NON-COMMERCIAL PARTNERSHIP "PUBLISHING HOUSE" Vremya " (103104, Moscow City, Bolshoy pala-shhevskiy pereulok, 9, buil. 2)	Russian Federation, foreign states	Political, sporting, educational, journalistic, information analysis, information (commenting socio-political information), business, political, cultural, educational, music, entertainment	119021, Moscow City, Zubovskiy bulvar, d. 4., 645-65-65	5 per week	
13	"Krasnaya Zvezda"	№ 01326	30.06.1992	Printed media, the newspaper	The Ministry of Defence of the Russian Federation (119160, r. Moscow City, ul. Znamenka, d. 19)	Russian Federation, foreign states, CIS	The formation of public opinion on the construction of the Russian army, lighting domestic and foreign policy of Russia in the field of defense, information on military policy of Russia, CIS and other states, coverage of the military-political situation in the world, the social protection of servicemen and their families, veterans of the Armed Forces of the Russian Federation, the education of the military patriotism, love for the motherland, a sense military duty	123007, Moscow City, Khoshchevskoe shosse., d. 38, tel. 696-88-00	Every day	The specialized media

No	Name of mass-media	The certificate number	Date of registration	type	Founders of media	coverage of	Themes of the media	Editorial address and phone	Periodicity	Note
14	"Gudok"	PI # FS77-19219	21.12.2004	Printed media, the newspaper	1. JSC "Russian Railways" (107174, r. Moscow City, ul. Novaya Basmannaya, d. 2). 2. Rosprofzhel (107217, Moscow City, ul. Sadovaya, d. 21). 3. Journalistic staff of the newspaper "Gudok" (117393, Moscow City, ul. Akademika Pilyugina, 14-2-425)	Russian Federation, foreign states, CIS	Specialized information in the field of railway transport, information and analysis, political, journalistic	105066, Moscow City, ul. Staraya Basmannaya d. 38/2, building 3, tel. 262-15-56	5 per week	JSC "Russian Railways" was established by the Government of the Russian Federation, the specialized media
15	"Shit i mech"	PI # FS77-42869	01.12.2010	Printed media, the newspaper	1. Russian Ministry of Internal Affairs (119049, Moscow City, ul. Zhelnaya, d. 16). 2. FSI "Consolidated edition of the Ministry of Internal Affairs of the Russian Federation" (127434, Moscow City, Ivanovskiy proezd, d. 18)	Russian Federation, foreign states	Lighting up the law-enforcement bodies against crime	127434, Moscow City, Ivanovskiy proezd, d. 18	1 per week	The specialized media
16	"Granitsa Rossii"	№ 012279	28.12.1993	Printed media, the newspaper	Federal Border Service of the Russian Federation (101000, Moscow City, Lubyanskaya ploshad., d. 2)	Russian Federation, CIS	Dissemination of information about the service and military activities of border troops of the Russian Federation	Moscow City, 1-ya Tverskaya-Yamskaya, d. 11	Every day	The specialized media

Resolution by Central Election Commission of the
Russian Federation
from 3 February 2012 г. № 95/764-6

Schedule distribution among registered candidates for the President of the Russian Federation, the political parties which nominated registered candidates for the President of the Russian Federation, the free airtime on the channels of national state institutions engaged in television and (or) radio broadcasting

Name of the organization of broadcasting, media	QJSC "First Channel"		Federal State Unitary Enterprise "All-Russian State Television and Radio Broadcasting Company" TV Channel Russia (Russia-1)		Federal State Unitary Enterprise "All-Russian State Television and Radio Broadcasting Company" Russian information channel "Russia-24" (Russia-24)		QJSC "TV Tsentr"		Federal State Unitary Enterprise "All-Russian State Television and Radio Broadcasting Company", "Radio Russia"		Federal State Unitary Enterprise "All-Russian State Television and Radio Broadcasting Company", "Radio channel "Mayak"		Federal State Unitary Enterprise "All-Russian State Television and Radio Broadcasting Company", "Radio channel "Vesti FM"		Federal State Institution "Russian State Broadcasting Company" Golos Rossi"			
	the date and time of the broadcast of election campaign activities	the date and time of the broadcast of election campaign activities	the date and time of the broadcast of election campaign activities	the date and time of the broadcast of election campaign activities	the date and time of the broadcast of election campaign activities	the date and time of the broadcast of election campaign activities	the date and time of the broadcast of election campaign activities	the date and time of the broadcast of election campaign activities	the date and time of the broadcast of election campaign activities	the date and time of the broadcast of election campaign activities	the date and time of the broadcast of election campaign activities	the date and time of the broadcast of election campaign activities	the date and time of the broadcast of election campaign activities	the date and time of the broadcast of election campaign activities	the date and time of the broadcast of election campaign activities			
Last name, first name and patronymic of the registered candidate ofPresident of the Russian Federation	1	2	3	4	5	6	7	8	9	10	11	12	13	14	15	16	17	
	1. Zhirinovskiy Vladimir Volfovich	07.02.12 18.15-18.45	28.02.12 22.50-23.50	07.02.12 12.00-15.00	09.02.12 18.00-19.00	06.02.12 18.00-19.15	22.02.12 20.20-21.20	24.02.12 8.40-8.50	27.02.12 10.00-11.00	07.02.12 08.10-08.15	28.02.12 13.00-14.00	06.02.12 13.00-14.00	28.02.12 13.00-14.00	06.02.12 13.00-14.00	28.02.12 13.00-14.00	06.02.12 13.00-14.00	08.02.12 16.25-16.58	06.02.12 18.00-18.58
		20.02.12 18.15-18.45	01.03.12 22.50-23.50	20.00-22.00	16.02.12 18.00-19.00	07.02.12 14.15-15.15	07.02.12 20.20-21.20	№ 3	02.03.12 10.00-11.00	08.02.12 12.10-12.15	01.03.12 13.00-14.00	14.34-14.36.30	01.03.12 13.00-14.00	07.02.12 13.00-14.00	01.03.12 13.00-14.00	07.02.12 13.00-14.00	13.02.12 16.25-16.58	07.02.12 18.00-18.58
		22.02.12 18.15-18.45	07.02.12 22.50-23.50	08.02.12 18.00-20.00	08.02.12 18.00-19.00	14.15-15.15	27.02.12 20.20-21.20	8.40-8.50	10.00-11.00	09.02.12 23.10-23.15	13.00-14.00	07.34-07.36.30	07.34-07.36.30	07.34-07.36.30	07.34-07.36.30	07.34-07.36.30	24.02.12 16.25-16.58	08.02.12 18.00-18.58
		28.02.12 18.15-18.45	08.02.12 22.50-23.50	09.02.12 18.00-20.00	08.02.12 18.00-19.00	06.15-07.55	№ 2	№ 4	23.10-23.15	10.02.12 08.10-08.15	08.02.12 12.10-12.15	16.34-16.36.30	16.34-16.36.30	16.34-16.36.30	16.34-16.36.30	16.34-16.36.30	16.25-16.58	12.00-12.58
		18.15-18.45	09.02.12 14.00-16.00	13.02.12 09.00-12.00	13.02.12 20.00-22.00	06.15-07.55	06.15-07.55	8.40-8.50	28.02.12 13.02.12	23.10-23.15	08.10-08.15	13.34-13.36.30	13.34-13.36.30	13.34-13.36.30	13.34-13.36.30	13.34-13.36.30	16.25-16.58	18.00-18.58
		18.15-18.45	16.00-17.00	16.00-17.00	20.00-22.00	11.15-12.55	11.15-12.55	№ 5	29.02.12 8.40-8.50	№ 3	12.10-12.15	09.02.12 23.34-23.36.30	09.02.12 23.34-23.36.30	09.02.12 23.34-23.36.30	09.02.12 23.34-23.36.30	09.02.12 23.34-23.36.30	16.25-16.58	12.00-12.58
		18.15-18.45	14.00-16.00	14.02.12 09.00-12.00	14.02.12 09.00-12.00	18.00-19.15	18.00-19.15	8.40-8.50	29.02.12 8.40-8.50	14.02.12 23.10-23.15	14.02.12 23.10-23.15	14.02.12 23.10-23.15	14.02.12 23.10-23.15	14.02.12 23.10-23.15	14.02.12 23.10-23.15	14.02.12 23.10-23.15	16.25-16.58	18.00-18.58
		18.15-18.45	16.00-17.00	16.00-17.00	16.00-17.00	06.15-07.55	06.15-07.55	8.40-8.50	29.02.12 8.40-8.50	14.02.12 23.10-23.15	14.02.12 23.10-23.15	14.02.12 23.10-23.15	14.02.12 23.10-23.15	14.02.12 23.10-23.15	14.02.12 23.10-23.15	14.02.12 23.10-23.15	16.25-16.58	12.00-12.58
		18.15-18.45	21.00-00.00	21.00-00.00	16.02.12 15.00-18.00	13.02.12 11.15-12.55	13.02.12 11.15-12.55	№ 2	8.40-8.50	№ 2	16.02.12 12.10-12.15	16.02.12 12.10-12.15	16.02.12 12.10-12.15	16.02.12 12.10-12.15	16.02.12 12.10-12.15	16.02.12 12.10-12.15	16.25-16.58	12.00-12.58
		18.15-18.45	05.40-10.40	05.40-10.40	17.02.12 12.00-15.00	15.16-16.15	15.16-16.15	8.40-8.50	29.02.12 8.40-8.50	№ 3	17.02.12 23.10-23.15	17.02.12 23.10-23.15	17.02.12 23.10-23.15	17.02.12 23.10-23.15	17.02.12 23.10-23.15	17.02.12 23.10-23.15	16.25-16.58	12.00-12.58
		18.15-18.45	16.02.12 10.40-13.00	16.02.12 10.40-13.00	18.00-20.00	14.15-15.15	14.15-15.15	14.15-15.15	29.02.12 8.40-8.50	№ 3	17.02.12 23.10-23.15	17.02.12 23.10-23.15	17.02.12 23.10-23.15	17.02.12 23.10-23.15	17.02.12 23.10-23.15	17.02.12 23.10-23.15	16.25-16.58	12.00-12.58
		18.15-18.45	13.00-14.00	13.00-14.00	22.00-24.00	15.16-16.15	15.16-16.15	15.16-16.15	29.02.12 8.40-8.50	№ 3	17.02.12 23.10-23.15	17.02.12 23.10-23.15	17.02.12 23.10-23.15	17.02.12 23.10-23.15	17.02.12 23.10-23.15	17.02.12 23.10-23.15	16.25-16.58	12.00-12.58
		18.15-18.45	20.00-21.00	20.00-21.00	12.00-15.00	15.16-16.15	15.16-16.15	15.16-16.15	29.02.12 8.40-8.50	№ 3	17.02.12 23.10-23.15	17.02.12 23.10-23.15	17.02.12 23.10-23.15	17.02.12 23.10-23.15	17.02.12 23.10-23.15	17.02.12 23.10-23.15	16.25-16.58	12.00-12.58
		18.15-18.45	18.30-20.00	18.30-20.00	22.00-24.00	16.02.12 12.00-15.00	16.02.12 12.00-15.00	16.02.12 12.00-15.00	29.02.12 8.40-8.50	№ 3	17.02.12 23.10-23.15	17.02.12 23.10-23.15	17.02.12 23.10-23.15	17.02.12 23.10-23.15	17.02.12 23.10-23.15	17.02.12 23.10-23.15	16.25-16.58	12.00-12.58
18.15-18.45		12.00-15.00	12.00-15.00	22.00-24.00	06.15-07.55	06.15-07.55	06.15-07.55	29.02.12 8.40-8.50	№ 3	17.02.12 23.10-23.15	17.02.12 23.10-23.15	17.02.12 23.10-23.15	17.02.12 23.10-23.15	17.02.12 23.10-23.15	17.02.12 23.10-23.15	16.25-16.58	12.00-12.58	

[illegible]

Name of the organization of broadcasting, media	Federal State Unitary Enterprise "All-Russian State Television and Radio Broadcasting Company" TV Channel Russia (Russia-1)					Federal State Unitary Enterprise "All-Russian State Television and Radio Broadcasting Company" Russian information channel "Russia-24" (Russia-24)					Federal State Unitary Enterprise "All-Russian State Television and Radio Broadcasting Company", "Radio Russia"					Federal State Unitary Enterprise "All-Russian State Television and Radio Broadcasting Company" Radio channel "Vesti FM"					Federal State Institution "Russian State Broadcasting Company" Golos Rossi"				
	the date and time of the airing of campaign materials ¹	the date and time of the airing of campaign materials ¹	the date and time of the airing of campaign materials ¹	the date and time of the airing of campaign materials ¹	the date and time of the airing of campaign materials ²	the date and time of the airing of campaign materials ⁶	the date and time of the airing of campaign materials ¹	the date and time of the airing of campaign materials ¹	the date and time of the airing of campaign materials ¹	the date and time of the airing of campaign materials ¹	the date and time of the airing of campaign materials ¹	the date and time of the airing of campaign materials ¹	the date and time of the airing of campaign materials ¹	the date and time of the airing of campaign materials ¹	the date and time of the airing of campaign materials ¹										
1	2	3	4	5	6	7	8	9																	
1. Political Party "Liberal-democratic Party of Russia"	06.02.12 14.00-16.00 19.00-20.00 22.30-00.00 07.02.12 03.40-10.40 13.00-14.00 16.00-17.00 08.02.12 10.40-13.00 17.00-19.00 19.00-20.00	06.02.12 09.00-12.00 09.00-12.00 15.00-18.00 18.00-20.00 18.00-20.00 07.02.12 18.00-20.00 22.00-24.00 08.02.12 09.00-12.00 12.00-15.00 20.00-22.00	06.02.12 14.15-15.15 15.16-16.15 18.00-19.15 07.02.12 06.15-07.55 11.15-12.55 14.15-15.15 15.16-16.15 18.00-19.15 08.02.12 06.15-07.55 11.15-12.55 14.15-15.15 15.16-16.15 18.00-19.15 09.02.12 15.00-18.00 18.00-20.00 22.00-24.00 13.02.12 12.00-15.00 18.00-20.00 22.00-24.00	06.02.12 8.30-8.40 № 3 07.02.12 8.30-8.40 № 4 2 min 08.02.12 8.30-8.40 № 1 3 min 09.02.12 8.30-8.40 № 2 2 min 10.02.12 8.30-8.40 № 3 2 min 13.02.12 8.30-8.40 № 4 3 min 14.02.12 8.30-8.40 № 1 2 min 15.02.12 8.30-8.40 № 2 3 min 16.02.12 8.30-8.40 № 3 2 min 17.02.12 8.30-8.40 № 4 3 min 18.02.12 8.30-8.40 № 1 2 min 19.02.12 8.30-8.40 № 2 3 min 20.02.12 8.30-8.40 № 3 2 min 21.02.12 8.30-8.40 № 4 3 min 22.02.12 8.30-8.40 № 1 2 min 23.02.12 8.30-8.40 № 2 3 min 24.02.12 8.30-8.40 № 3 2 min 25.02.12 8.30-8.40 № 4 3 min 26.02.12 8.30-8.40 № 1 2 min 27.02.12 8.30-8.40 № 2 3 min 28.02.12 8.30-8.40 № 3 2 min 29.02.12 8.30-8.40 № 4 3 min 30.02.12 8.30-8.40 № 1 2 min 31.02.12 8.30-8.40 № 2 3 min 01.03.12 8.30-8.40 № 3 2 min 02.03.12 8.30-8.40 № 4 3 min 03.03.12 8.30-8.40 № 1 2 min 04.03.12 8.30-8.40 № 2 3 min 05.03.12 8.30-8.40 № 3 2 min 06.03.12 8.30-8.40 № 4 3 min 07.03.12 8.30-8.40 № 1 2 min 08.03.12 8.30-8.40 № 2 3 min 09.03.12 8.30-8.40 № 3 2 min 10.03.12 8.30-8.40 № 4 3 min 11.03.12 8.30-8.40 № 1 2 min 12.03.12 8.30-8.40 № 2 3 min 13.03.12 8.30-8.40 № 3 2 min 14.03.12 8.30-8.40 № 4 3 min 15.03.12 8.30-8.40 № 1 2 min 16.03.12 8.30-8.40 № 2 3 min 17.03.12 8.30-8.40 № 3 2 min 18.03.12 8.30-8.40 № 4 3 min 19.03.12 8.30-8.40 № 1 2 min 20.03.12 8.30-8.40 № 2 3 min 21.03.12 8.30-8.40 № 3 2 min 22.03.12 8.30-8.40 № 4 3 min 23.03.12 8.30-8.40 № 1 2 min 24.03.12 8.30-8.40 № 2 3 min 25.03.12 8.30-8.40 № 3 2 min 26.03.12 8.30-8.40 № 4 3 min 27.03.12 8.30-8.40 № 1 2 min 28.03.12 8.30-8.40 № 2 3 min 29.03.12 8.30-8.40 № 3 2 min 30.03.12 8.30-8.40 № 4 3 min 31.03.12 8.30-8.40 № 1 2 min 01.04.12 8.30-8.40 № 2 3 min 02.04.12 8.30-8.40 № 3 2 min 03.04.12 8.30-8.40 № 4 3 min 04.04.12 8.30-8.40 № 1 2 min 05.04.12 8.30-8.40 № 2 3 min 06.04.12 8.30-8.40 № 3 2 min 07.04.12 8.30-8.40 № 4 3 min 08.04.12 8.30-8.40 № 1 2 min 09.04.12 8.30-8.40 № 2 3 min 10.04.12 8.30-8.40 № 3 2 min 11.04.12 8.30-8.40 № 4 3 min 12.04.12 8.30-8.40 № 1 2 min 13.04.12 8.30-8.40 № 2 3 min 14.04.12 8.30-8.40 № 3 2 min 15.04.12 8.30-8.40 № 4 3 min 16.04.12 8.30-8.40 № 1 2 min 17.04.12 8.30-8.40 № 2 3 min 18.04.12 8.30-8.40 № 3 2 min 19.04.12 8.30-8.40 № 4 3 min 20.04.12 8.30-8.40 № 1 2 min 21.04.12 8.30-8.40 № 2 3 min 22.04.12 8.30-8.40 № 3 2 min 23.04.12 8.30-8.40 № 4 3 min 24.04.12 8.30-8.40 № 1 2 min 25.04.12 8.30-8.40 № 2 3 min 26.04.12 8.30-8.40 № 3 2 min 27.04.12 8.30-8.40 № 4 3 min 28.04.12 8.30-8.40 № 1 2 min 29.04.12 8.30-8.40 № 2 3 min 30.04.12 8.30-8.40 № 3 2 min 31.04.12 8.30-8.40 № 4 3 min 01.05.12 8.30-8.40 № 1 2 min 02.05.12 8.30-8.40 № 2 3 min 03.05.12 8.30-8.40 № 3 2 min 04.05.12 8.30-8.40 № 4 3 min 05.05.12 8.30-8.40 № 1 2 min 06.05.12 8.30-8.40 № 2 3 min 07.05.12 8.30-8.40 № 3 2 min 08.05.12 8.30-8.40 № 4 3 min 09.05.12 8.30-8.40 № 1 2 min 10.05.12 8.30-8.40 № 2 3 min 11.05.12 8.30-8.40 № 3 2 min 12.05.12 8.30-8.40 № 4 3 min 13.05.12 8.30-8.40 № 1 2 min 14.05.12 8.30-8.40 № 2 3 min 15.05.12 8.30-8.40 № 3 2 min 16.05.12 8.30-8.40 № 4 3 min 17.05.12 8.30-8.40 № 1 2 min 18.05.12																					

1	2	3	4	5	6	7	8	9
	29.02.12 05.40-10.40 13.00-14.00 14.00-16.00 17.00-19.00 19.00-20.00 20.00-21.00 01.03.12 05.40-10.40 10.40-13.00 13.00-14.00 14.00-16.00 17.00-19.00 20.00-21.00 02.03.12 10.40-13.00 13.00-14.00 16.00-17.00 17.00-19.00 21.00-22.30	29.02.12 09.00-12.00 09.00-12.00 12.00-15.00 15.00-18.00 18.00-19.00 18.00-20.00 20.00-22.00 01.03.12 09.00-12.00 12.00-15.00 15.00-18.00 18.00-20.00 20.00-22.00 02.03.12 09.00-12.00 12.00-15.00 15.00-18.00 18.00-20.00 20.00-22.00	28.02.12 06.15-07.55 11.15-12.55 14.15-15.15 15.16-16.15 18.00-19.15 29.02.12 06.15-07.55 18.00-19.15 11.15-12.55 14.15-15.15 15.16-16.15 18.00-19.15 02.03.12 06.15-07.55 11.15-12.55 14.15-15.15 15.16-16.15 18.00-19.15 02.03.12 06.15-07.55 14.15-15.15	06.02.12 8.30-8.40 № 1 3 min 07.02.12 8.30-8.40 № 2 2 min 08.02.12 8.30-8.40 № 3 2 min 09.02.12 8.30-8.40 № 4 3 min 10.02.12 8.30-8.40 № 1 2 min 13.02.12 8.30-8.40 № 2 3 min 14.02.12 8.30-8.40 № 3 2 min 15.02.12 8.30-8.40 № 4 3 min 16.02.12 8.30-8.40 № 1 2 min 17.02.12 8.30-8.40 № 2 3 min 20.02.12 8.30-8.40 № 3 2 min 21.02.12 8.30-8.40 № 4 3 min 22.02.12 8.30-8.40 № 1 2 min 24.02.12 8.30-8.40 № 2 3 min 27.02.12	12:10-12:15 (1 minute 30 sec) 23:10-23:15 (1 minute) 08:02.12 08:10-08:15 (1 minute) 23:10-23:15 (1 minute 30 sec) 09:02.12 08:10-08:15 (1 minute 30 sec) 12:10-12:15 (1 minute) 10:02.12 12:10-12:15 (1 minute 30 sec) 23:10-23:15 (1 minute) 13:02.12 08:10-08:15 (1 minute) 23:10-23:15 (1 minute 30 sec) 15:02.12 12:10-12:15 (1 minute 30 sec) 23:10-23:15 (1 minute) 16:02.12 08:10-08:15 (1 minute) 23:10-23:15 (1 minute 30 sec) 17:02.12 08:10-08:15 (1 minute 30 sec) 12:10-12:15 (1 minute) 20:02.12 12:10-12:15 (1 minute 30 sec) 23:10-23:15 (1 minute) 21:02.12 08:10-08:15 (1 minute) 15:02.12	23.34-23.36 29.02.12 07.34-07.36 14.34-14.36 17.34-17.36 22.34-22.36 23.34-23.36 01.03.12 06.34-06.36 07.34-07.36 14.34-14.36 16.34-16.36 22.34-22.36 02.03.12 06.34-06.36 07.34-07.36 08.34-08.36 10.34-10.36 12.34-12.36	23.32-23.34 29.02.12 07.32-07.34 14.32-14.34 17.32-17.34 22.32-22.34 23.32-23.34 01.03.12 06.32-06.34 07.32-07.34 14.32-14.34 16.32-16.34 22.32-22.34 02.03.12 06.32-06.34 07.32-07.34 08.32-08.34 10.32-10.34 12.32-12.34	14.00-14.58 17.00-17.58 29.02.12 09.00-09.58 11.00-11.58 13.00-13.58 14.00-14.58 17.00-17.58 07.02.12 09.00-09.58 11.00-11.58 13.00-13.58 14.00-14.58 17.00-17.58 08.02.12 09.00-09.58 11.00-11.58 13.00-13.58 14.00-14.58 17.00-17.58 09.00-09.58 11.00-11.58 13.00-13.58 14.00-14.58 17.00-17.58 13.02.12 09.00-09.58 11.00-11.58 13.00-13.58 14.00-14.58 17.00-17.58 15.02.12 09.00-09.58 11.00-11.58 13.00-13.58 15.02.12 11.00-11.58 13.00-13.58
2. Political Party "Communist Party of the Russian Federation"	06.02.12 14.00-16.00 19.00-20.00 22.30-00.00 07.02.12 07.00-11.30 13.00-14.00 16.00-17.00 08.02.12 11.30-13.00 17.00-19.00 19.00-20.00 09.02.12 07.00-11.30 20.00-21.00 21.00-22.30 10.02.12 13.00-14.00 17.00-19.00 13.02.12 07.00-11.30 13.00-14.00 20.00-21.00 21.00-22.30 14.02.12 11.30-13.00 13.00-14.00 17.00-19.00 19.00-20.00 15.02.12 14.00-16.00 16.00-17.00 20.00-21.00 22.30-00.00 16.02.12 17.00-19.00 17.02.12 07.00-11.30 11.30-13.00 14.00-16.00 16.00-17.00 17.00-19.00 21.00-22.30	06.02.12 09.00-12.00 09.00-12.00 15.00-18.00 18.00-20.00 07.02.12 07.00-11.30 13.00-14.00 16.00-17.00 08.02.12 12.00-15.00 09.00-12.00 12.00-15.00 20.00-22.00 10.02.12 15.00-18.00 18.00-20.00 22.00-24.00 09.02.12 12.00-15.00 20.00-22.00 13.02.12 12.00-15.00 18.00-20.00 20.00-22.00 15.02.12 14.02.12 12.00-15.00 18.00-20.00 20.00-22.00 15.02.12 09.00-12.00 12.00-15.00 15.00-18.00 18.00-20.00 20.00-22.00 16.02.12 09.00-12.00 18.00-20.00 20.00-22.00 17.02.12 15.00-18.00 18.00-20.00 20.00-22.00	06.02.12 14.15-15.15 15.16-16.15 18.00-19.15 07.02.12 06.15-07.55 11.15-12.55 14.15-15.15 15.16-16.15 18.00-19.15 08.02.12 06.15-07.55 11.15-12.55 14.15-15.15 15.16-16.15 18.00-19.15 08.02.12 06.15-07.55 11.15-12.55 14.15-15.15 15.16-16.15 18.00-19.15 08.02.12 06.15-07.55 11.15-12.55 14.15-15.15 15.16-16.15 18.00-19.15 08.02.12 06.15-07.55 11.15-12.55 14.15-15.15	06.02.12 8.30-8.40 № 1 3 min 07.02.12 8.30-8.40 № 2 2 min 08.02.12 8.30-8.40 № 3 2 min 09.02.12 8.30-8.40 № 4 3 min 10.02.12 8.30-8.40 № 1 2 min 13.02.12 8.30-8.40 № 2 3 min 14.02.12 8.30-8.40 № 3 2 min 15.02.12 8.30-8.40 № 4 3 min 16.02.12 8.30-8.40 № 1 2 min 17.02.12 8.30-8.40 № 2 3 min 20.02.12 8.30-8.40 № 3 2 min 21.02.12 8.30-8.40 № 4 3 min 22.02.12 8.30-8.40 № 1 2 min 24.02.12 8.30-8.40 № 2 3 min 27.02.12	07:02.12 12:10-12:15 (1 minute 30 sec) 23:10-23:15 (1 minute) 08:02.12 08:10-08:15 (1 minute) 23:10-23:15 (1 minute 30 sec) 09:02.12 08:10-08:15 (1 minute 30 sec) 12:10-12:15 (1 minute) 10:02.12 12:10-12:15 (1 minute 30 sec) 23:10-23:15 (1 minute) 13:02.12 08:10-08:15 (1 minute) 23:10-23:15 (1 minute 30 sec) 15:02.12 12:10-12:15 (1 minute 30 sec) 23:10-23:15 (1 minute) 16:02.12 08:10-08:15 (1 minute) 23:10-23:15 (1 minute 30 sec) 17:02.12 08:10-08:15 (1 minute 30 sec) 12:10-12:15 (1 minute) 20:02.12 12:10-12:15 (1 minute 30 sec) 23:10-23:15 (1 minute) 21:02.12 08:10-08:15 (1 minute) 15:02.12	06.02.12 07.34-07.36 13.34-13.36 16.34-16.36 22.34-22.36 23.34-23.36 07.02.12 06.34-06.36 13.34-13.36 14.34-14.36 22.34-22.36 23.34-23.36 08.02.12 06.34-06.36 07.34-07.36 08.34-08.36 10.34-10.36 12.34-12.36	06.02.12 07.32-07.34 13.32-13.34 16.32-16.34 22.32-22.34 23.32-23.34 07.02.12 06.32-06.34 13.32-13.34 14.32-14.34 22.32-22.34 23.32-23.34 08.02.12 06.32-06.34 07.32-07.34 08.32-08.34 10.32-10.34 12.32-12.34	06.02.12 09.00-09.58 11.00-11.58 13.00-13.58 14.00-14.58 17.00-17.58 07.02.12 09.00-09.58 11.00-11.58 13.00-13.58 14.00-14.58 17.00-17.58 08.02.12 09.00-09.58 11.00-11.58 13.00-13.58 14.00-14.58 17.00-17.58 09.00-09.58 11.00-11.58 13.00-13.58 14.00-14.58 17.00-17.58 13.02.12 09.00-09.58 11.00-11.58 13.00-13.58 14.00-14.58 17.00-17.58 15.02.12 09.00-09.58 11.00-11.58 13.00-13.58 15.02.12 11.00-11.58 13.00-13.58

1	2	3	4	5	6	7	8	9
3. Political Party "FAIR RUSSIA"	06.02.12	06.02.12	06.02.12	06.02.12	07.02.12	06.02.12	06.02.12	06.02.12
	14.00-16.00	09.00-12.00	14.15-15.15	8.30-8.40	12.10-12.15 (1 minute)	07.34-07.36	07.34-07.34	09.00-09.58
	19.00-20.00	09.00-12.00	15.16-16.15	№ 2	23.10-23.15 (1 minute 30 sec)	13.34-13.36	13.34-13.36	11.00-11.58
	22.30-00.00	15.00-18.00	18.00-19.15	2 min	08.02.12	16.34-16.36	16.32-16.34	13.00-13.58
	07.02.12	18.00-20.00	07.02.12	07.02.12	08.02.12	22.34-22.36	22.32-22.34	14.00-14.58
	05.00-11.00	18.00-20.00	06.15-07.55	8.30-8.40	08.10-08.15 (1 minute 30 sec)	23.34-23.36	23.32-23.34	17.00-17.58
	13.00-14.00	18.00-20.00	11.15-12.55	№ 3	23.10-23.15 (1 minute 30 sec)	07.02.12	07.02.12	07.02.12
	16.00-17.00	18.00-20.00	14.15-15.15	3 min	23.10-23.15 (1 minute)	06.34-06.36	06.32-06.34	09.00-09.58
	08.02.12	22.00-24.00	15.16-16.15	08.02.12	09.02.12	13.34-13.36	13.32-13.34	11.00-11.58
	11.00-13.00	08.02.12	18.00-19.15	8.30-8.40	08.10-08.15 (1 minute)	14.34-14.36	14.32-14.34	14.00-14.58
	17.00-19.00	09.00-12.00	08.02.12	№ 4	12.10-12.15 (1 minute 30 sec)	22.34-22.36	22.32-22.34	17.00-17.58
	19.00-20.00	12.00-15.00	06.15-07.55	2 min	08.10-08.15 (1 minute 30 sec)	23.34-23.36	23.32-23.34	08.02.12
	09.02.12	20.00-22.00	11.15-12.55	8.30-8.40	23.10-23.15 (1 minute 30 sec)	09.02.12	09.02.12	09.00-09.58
	05.00-11.00	09.02.12	14.15-15.15	8.30-8.40	23.10-23.15 (1 minute)	07.34-07.36	07.32-07.34	11.00-11.58
	20.00-21.00	12.00-15.00	15.16-16.15	13.02.12	14.02.12	13.34-13.36	13.32-13.34	14.00-14.58
	13.00-14.00	18.00-20.00	18.00-19.15	8.30-8.40	08.10-08.15 (1 minute)	14.34-14.36	14.32-14.34	17.00-17.58
	20.00-21.00	12.00-15.00	10.02.12	№ 3	12.10-12.15 (1 minute 30 sec)	16.34-16.36	16.32-16.34	10.02.12
	21.00-22.30	22.00-24.00	06.15-07.55	3 min	08.10-08.15 (1 minute 30 sec)	22.34-22.36	22.32-22.34	09.00-09.58
	14.02.12	14.02.12	11.15-12.55	14.02.12	15.02.12	10.02.12	10.02.12	11.00-11.58
	11.00-13.00	12.00-15.00	14.15-15.15	8.30-8.40	12.10-12.15 (1 minute)	06.34-06.36	06.32-06.34	13.00-13.58
13.00-14.00	18.00-20.00	15.16-16.15	№ 4	23.10-23.15 (1 minute 30 sec)	13.34-13.36	13.32-13.34	14.00-14.58	
17.00-19.00	20.00-22.00	18.00-19.15	2 min	16.02.12	16.34-16.36	16.32-16.34	17.00-17.58	
19.00-20.00	15.02.12	13.02.12	15.02.12	16.02.12	22.34-22.36	22.32-22.34	13.02.12	
14.00-16.00	09.00-12.00	06.15-07.55	8.30-8.40	08.10-08.15 (1 minute 30 sec)	23.34-23.36	23.32-23.34	09.00-09.58	
16.00-17.00	12.00-15.00	11.15-12.55	№ 1	23.10-23.15 (1 minute)	13.02.12	13.02.12	11.00-11.58	
20.00-21.00	15.00-18.00	14.15-15.15	3 min	08.10-08.15 (1 minute)	06.34-06.36	06.32-06.34	13.00-13.58	
22.30-00.00	18.00-20.00	15.16-16.15	16.02.12	17.02.12	07.34-07.36	07.32-07.34	14.00-14.58	
16.02.12	20.00-22.00	18.00-19.15	8.30-8.40	08.10-08.15 (1 minute)	14.34-14.36	14.32-14.34	17.00-17.58	
17.00-19.00	16.02.12	14.02.12	14.02.12	№ 2	12.10-12.15 (1 minute 30 sec)	16.34-16.36	16.32-16.34	14.02.12
17.00-19.00	16.02.12	06.15-07.55	2 min	17.02.12	23.34-23.36	23.32-23.34	09.00-09.58	09.00-09.58
17.02.12	09.00-12.00	11.15-12.55	17.02.12	20.02.12	14.02.12	14.02.12	11.00-11.58	11.00-11.58
05.00-11.00	18.00-20.00	14.15-15.15	8.30-8.40	8.30-8.40	12.10-12.15 (1 minute)	07.34-07.36	07.32-07.34	14.00-14.58
11.00-13.00	20.00-22.00	15.16-16.15	№ 3	23.10-23.15 (1 minute 30 sec)	13.34-13.36	13.32-13.34	17.00-17.58	17.00-17.58
14.00-16.00	17.02.12	18.00-19.15	3 min	21.02.12	14.34-14.36	14.32-14.34	15.02.12	15.02.12
16.00-17.00	15.00-18.00	15.02.12	20.02.12	20.02.12	22.34-22.36	22.32-22.34	22.32-22.34	09.00-09.58
17.00-19.00	18.00-20.00	06.15-07.55	8.30-8.40	8.30-8.40	08.10-08.15 (1 minute 30 sec)	23.34-23.36	23.32-23.34	11.00-11.58
21.00-22.30	20.00-22.00	11.15-12.55	№ 4	№ 4	15.02.12	15.02.12	15.02.12	13.00-13.58
20.02.12	20.02.12	14.15-15.15	2 min	2 min	06.34-06.36	06.34-06.36	06.32-06.34	14.00-14.58
05.00-11.00	09.00-12.00	15.16-16.15	21.02.12	21.02.12	07.34-07.36	07.32-07.34	07.32-07.34	17.00-17.58
11.00-13.00	09.00-12.00	18.00-19.15	8.30-8.40	8.30-8.40	13.34-13.36	13.32-13.34	16.02.12	16.02.12
13.00-14.00	12.00-15.00	16.02.12	№ 1	№ 1	16.34-16.36	16.32-16.34	09.00-09.58	09.00-09.58
14.00-16.00	15.00-18.00	06.15-07.55	3 min	3 min	22.34-22.36	22.32-22.34	11.00-11.58	11.00-11.58
16.00-17.00	18.00-20.00	11.15-12.55	22.02.12	22.02.12	16.02.12	16.02.12	14.00-14.58	14.00-14.58
17.00-19.00	18.00-20.00	14.15-15.15	8.30-8.40	8.30-8.40	06.34-06.36	06.32-06.34	17.00-17.58	17.00-17.58
20.00-21.00	20.00-22.00	15.16-16.15	№ 2	№ 2	13.34-13.36	13.32-13.34	17.02.12	17.02.12
21.02.12	21.02.12	18.00-19.15	3 min	3 min	14.34-14.36	14.32-14.34	09.00-09.58	09.00-09.58
13.00-14.00	09.00-12.00	17.02.12	24.02.12	24.02.12	16.34-16.36	16.32-16.34	11.00-11.58	11.00-11.58
17.00-19.00	09.00-12.00	06.15-07.55	06.15-07.55	8.30-8.40	08.10-08.15 (1 minute)	23.34-23.36	23.32-23.34	13.00-13.58
19.00-20.00	12.00-15.00	11.15-12.55	11.15-12.55	№ 3	23.10-23.15 (1 minute)	17.02.12	17.02.12	14.00-14.58
22.30-00.00	15.00-18.00	14.15-15.15	14.15-15.15	2 min	06.34-06.36	06.34-06.36	06.32-06.34	17.00-17.58
22.02.12	15.00-18.00	15.16-16.15	15.16-16.15	27.02.12	07.34-07.36	07.32-07.34	20.02.12	20.02.12
11.00-13.00	18.00-20.00	18.00-19.15	18.00-19.15	8.30-8.40	08.10-08.15 (1 minute 30 sec)	14.34-14.36	14.32-14.34	09.00-09.58
14.00-16.00	20.00-22.00	20.02.12	20.02.12	№ 4	08.10-08.15 (1 minute)	16.34-16.36	16.32-16.34	11.00-11.58
16.00-17.00	22.00-24.00	06.15-07.55	06.15-07.55	2 min	12.10-12.15 (1 minute)	23.34-23.36	23.32-23.34	13.00-13.58
19.00-20.00	22.02.12	11.15-12.55	11.15-12.55	28.02.12	29.02.12	20.02.12	20.02.12	14.00-14.58
20.00-21.00	09.00-12.00	14.15-15.15	14.15-15.15	8.30-8.40	12.10-12.15 (1 minute 30 sec)	07.34-07.36	07.32-07.34	17.00-17.58
21.00-22.30	12.00-15.00	15.16-16.15	15.16-16.15	№ 1	23.10-23.15 (1 minute)	13.34-13.36	13.32-13.34	21.02.12
22.30-00.00	12.00-15.00	18.00-19.15	18.00-19.15	2 min	23.10-23.15 (1 minute)	16.34-16.36	16.32-16.34	09.00-09.58
24.02.12	18.00-20.00	16.02.12	21.02.12	29.02.12	01.03.12	22.34-22.36	22.32-22.34	11.00-11.58

[illegible]

1	2	3	4	5	6	7	8	9
	14.00-16.00 16.00-17.00 19.00-20.00 20.00-21.00 29.02.12 06.00-11.00 12.50-14.00 14.00-16.00 17.00-19.00 19.00-20.00 20.00-21.00 01.03.12 06.00-11.00 11.00-12.50 12.50-14.00 14.00-16.00 17.00-19.00 20.00-21.00 02.03.12 11.00-12.50 12.50-14.00 16.00-17.00 17.00-19.00 21.00-22.30	18.00-22.00 20.00-22.00 20.00-22.00 29.02.12 09.00-12.00 09.00-12.00 12.00-15.00 15.00-18.00 15.00-18.00 18.00-20.00 20.00-22.00 01.03.12 09.00-12.00 12.00-15.00 15.00-18.00 18.00-20.00 20.00-22.00 02.03.12 09.00-12.00 12.00-15.00 15.00-18.00 18.00-20.00 20.00-22.00	14.15-15.15 15.16-16.15 18.00-19.15 28.02.12 06.15-07.55 11.15-12.55 14.15-15.15 15.16-16.15 18.00-19.15 29.02.12 06.15-07.55 11.15-12.55 14.15-15.15 15.16-16.15 18.00-19.15 29.02.12 06.15-07.55 11.15-12.55 14.15-15.15 15.16-16.15 18.00-19.15 02.03.12 06.15-07.55 11.15-12.55			27.02.12 06.34-06.36 14.34-14.36 16.34-16.36 22.34-22.36 23.34-23.36 29.02.12 07.34-07.36 14.34-14.36 17.34-17.36 22.34-22.36 23.34-23.36 01.03.12 06.34-06.36 07.34-07.36 14.34-14.36 16.34-16.36 22.34-22.36 02.03.12 06.34-06.36 07.34-07.36 08.34-08.36 10.34-10.36 12.34-12.36	27.02.12 06.32-06.34 14.32-14.34 16.32-16.34 22.32-22.34 23.32-23.34 29.02.12 07.32-07.34 14.32-14.34 17.32-17.34 22.32-22.34 23.32-23.34 01.03.12 06.32-06.34 07.32-07.34 14.32-14.34 16.32-16.34 22.32-22.34 02.03.12 06.32-06.34 07.32-07.34 08.32-08.34 10.32-10.34 12.32-12.34	28.02.12 09.00-09.58 11.00-11.58 13.00-13.38 14.00-14.58 17.00-17.58 29.02.12 09.00-09.58 11.00-11.58 13.00-13.38 14.00-14.58 17.00-17.58 01.03.12 09.00-09.58 11.00-11.58 13.00-13.38 14.00-14.58 17.00-17.58 02.03.12 09.00-09.58 11.00-11.58 13.00-13.38 14.00-14.58 17.00-17.58

- 1

Timing for the campaign materials in each time period is 30 sec.
- 2

These numbers refer to the sequence numbers of the participants in the joint campaigning event.
- 3

These numbers refer to the serial number of the output material on the air in the agitation unit. Timing for the campaign materials in each time period is 2 minutes.
- 4

Timing for the campaign materials in each time period is 60 sec.
- 5

These numbers refer to the serial number of the output material on the air in the agitation unit.
- 6

Timing for the campaign materials in each day is 2 minutes 30 sec.

Appendix 3 to the Chapter 8

**Provision of posting campaign materials on regional channels
and radio broadcasting organizations and regional periodicals**

# item	Subject of the Russian Federation	The number of broadcasting organizations which have indicated their readiness to provide airtime (1) / channel (2)		The number of radio organizations which have indicated their readiness to provide airtime (1) / channel (2)		The number of periodical printed publications which have indicated readiness provide a printed area	The number of Internet media which have indicated their readiness to provide air time, print space
		1	2	1	2		
1	Adygei Republic	3	4	1	2	14	0
2	Altai Republic	1	1	5	5	11	0
3	Bashkortostan Republic	3	3	9	9	92	2
4	Buriat Republic	3	4	4	4	33	4
5	Daghestan Republic	5	5	5	5	6	0
6	Ingush Republic	1	1	1	1	2	0
7	Kabardino-Balkarian Republic	3	3	1	1	5	0
8	Kalmyk Republic	1	1	1	1	15	0
9	Karachaevo-Cherkess Republic	2	2	1	1	8	0
10	Karelian Republic	5	10	4	4	25	0
11	Komi Republic	3	3	3	3	29	0
12	Mari El Republic	1	2	0	0	18	0
13	Mordovian Republic	3	3	5	6	26	0
14	Yakutian (Sakha) Republic	3	4	4	4	43	0
15	North Ossetian Republic – Alania	5	6	3	7	14	0
16	Tatarstan Republic	17	19	15	18	90	0
17	Tyva Republic	2	2	2	2	5	0
18	Udmurt Republic	4	4	8	8	9	0
19	Khakass Republic	7	9	5	7	8	1
20	Chechen Republic	2	2	2	2	0	0
21	Chuvash Republic	7	14	7	10	44	0
22	Altai Territory	5	6	5	6	80	0
23	Zabaykalsky Territory	3	3	2	2	16	1
24	Kamchatka Territory	6	7	8	9	24	0
25	Krasnodar Territory	20	22	18	21	48	0
26	Krasnoyarsk Territory	23	27	16	21	69	0
27	Perm Territory	2	3	11	16	22	2
28	Primorski Territory	13	14	7	7	34	3
29	Stavropol Territory	12	14	14	16	21	1
30	Khabarovsk Territory	8	10	3	3	24	2
31	Amur Region	13	13	10	10	27	0
32	Arkhangelsk Region	1	1	2	2	22	0
33	Astrakhan Region	9	10	1	1	26	0
34	Belgorod Region	5	5	5	5	33	2
35	Bryansk Region	5	6	5	5	38	1
36	Vladimir Region	1	2	8	9	17	0
37	Volgograd Region	7	10	17	17	19	6
38	Vologda Region	4	4	4	4	10	0
39	Voronezh Region	14	16	13	16	54	4
40	Ivanovo Region	5	6	8	11	29	0
41	Irkutsk Region	19	19	15	15	30	2

# item	Subject of the Russian Federation	The number of broadcasting organizations which have indicated their readiness to provide airtime (1) / channel (2)		The number of radio organizations which have indicated their readiness to provide airtime (1) / channel (2)		The number of periodical printed publications which have indicated readiness provide a printed area	The number of Internet media which have indicated their readiness to provide air time, print space
		1	2	1	2		
42	Kaliningrad Region	5	7	9	11	34	1
43	Kaluga Region	4	4	7	8	45	1
44	Kemerovo Region	15	15	28	28	30	0
45	Kirov Region	5	7	10	12	68	1
46	Kostroma Region	4	6	5	7	32	0
47	Kurgan Region	4	5	2	3	33	0
48	Kursk Region	7	8	7	7	38	1
49	Leningrad Region	17	17	10	10	41	2
50	Lipetsk Region	5	5	6	6	8	4
51	Magadan Region	5	7	3	4	8	0
52	Moscow Region	5	5	17	17	14	0
53	Murmansk Region	7	7	2	4	15	1
54	Nizhni Novgorod Region	12	13	16	18	32	1
55	Novgorod Region	5	6	5	6	25	1
56	Novosibirsk Region	6	7	11	13	54	3
57	Omsk Region	4	4	15	15	22	1
58	Orenburg Region	7	9	7	9	49	3
59	Orel Region	10	15	9	11	37	2
60	Penza Region	1	1	2	2	34	0
61	Pskov Region	4	4	6	6	12	4
62	Rostov Region	15	16	9	10	39	3
63	Ryazan Region	11	12	13	13	37	1
64	Samara Region	11	13	22	25	60	1
65	Saratov Region	1	2	8	8	43	1
66	Sakhalin Region	2	4	1	1	12	0
67	Sverdlovsk Region	32	32	54	54	97	10
68	Smolensk Region	4	5	4	4	36	0
69	Tambov Region	2	2	3	7	5	2
70	Tver Region	13	15	18	20	65	0
71	Tomsk Region	11	11	16	17	33	2
72	Tula Region	3	4	4	4	30	1
73	Tyumen Region	3	5	4	6	31	0
74	Ulyanovsk Region	7	8	14	15	36	2
75	Chelyabinsk Region	6	6	27	35	37	0
76	Yaroslavl Region	5	6	8	8	33	0
77	Moscow City	3	3	9	9	2	0
78	Saint-Petersburg City	6	6	13	13	44	4
79	Jewish Autonomous Region	1	1	1	2	3	0
80	Nenets Autonomous area	2	2	2	2	1	0
81	Khanty-Mansi Autonomous area – Yugra	4	5	1	1	10	1
82	Chukot Autonomous area	1	1	1	1	1	0
83	Yamalo-Nenetski Autonomous area	15	15	15	15	14	0
Total		545	626	682	763	2440	85

**Summary information about the amount of free space provided by the registered candidates,
political parties which nominated registered candidates during the election campaign for
the election of the President of the Russian Federation
(all-Russian state media)**

№ item	Registered candidate, political party which nominated registered candidate	Periodical print publications						
		"Rossiyskaya gazeta"	"Parlamentskaya gazeta"	"Tverskaya 13"	"Moskvichka"	"Bashkortostan "	"Bashkortostan Republic "	"Kyzyl tan "
		Area (cm ²)	Area (cm ²)	Area (cm ²)	Area (columns)	Area (cm ²)	Area (cm ²)	Area (cm ²)
1	Zhirinovskiy V.V.	3 968	922	1 116	1,0	Do not provided		
2	Zyuganov G.A.	3 968	922	1 116	0,5	600	800	800
3	Mironov S.M.	3 968	922	1 116	0,5	600	Do not provided	800
4	Prokhorov M.D.	3 968	922	1 116	0,5	Do not provided		
5	Putin V.V.	3 968	922	1 116	1,0	600	800	800
6	Political Party "Liberal-democratic Party of Russia"	4 960	1 216	1 446	Do not provided			
7	Political Party "Communist Party of the Russian Federation "	4 960	1 216	1 446	0,5	Do not provided	1 000	1 000
8	Political Party "FAIR RUSSIA"	4 960	1 216	1 446	0,5	Do not provided	600	1 000
9	All-Russia Political Party "UNITED RUSSIA"	4 960	1 216	1 446	Do not provided	600	900	1 000
Total		39 680	9 474	11 364	4,5	2 400	4 100	5 400

№ Item	Registered candidate, political party which nominated	Periodical print publications (continuation)							In total
		"Omet" ("Nadezhda"/ Hope)	"Medeni Zhongra" ("Kulturnaya Pyatitsa / Cultural Friday")	"Tolon" ("Zharya/ Day-spring ")	"Ekho planety"	"Moskovskie novosti /Moscow news"	"Krasnaya zvezda"		
		Area (cm ²)	Area (cm ²)	Area (page)	Area (page)	Area (cm ²)	Area (cm ²)		
1	Zhirinovsky V.V.	Do not provided			1,3	3 456	1 976	7 982 1,3 page 1 column	
2	Zyuganov G.A.	480	1 580,8	1,0	1,3	3 456	1 976	12 242,8 2,3 page 0,5 column	
3	Mironov S.M.	480	Do not provided		1,3	3 456	1 976	9 862 1,3 стр. 0,5 column	
4	Prokhorov M.D.	Do not provided			1,3	3 456	1 976	7 982 1,3 page 0,5 column	
5	Putin V.V.	480	1 580,8	2,0	Do not provided	3 456	1 976	12 242,8 2,0 page 1 column	
6	Political Party "Liberal-democratic Party of Russia"	Do not provided		1,6	3 456	1 976	9 598	1,6 page	
7	Political Party "Communist Party of the Russian Federation"	600	1 580,8	2,0	1,6	3 456	1 976	13 778,8 3,6 page 0,5 column	
8	Political Party "FAIR RUSSIA"	600	Do not provided		1,6	3 456	1 976	11 798 1,6 page 0,5 column	
9	All-Russia Political Party "UNITED RUSSIA"	600	1 580,8	2,0	Do not provided	3 456	1 976	14 278,8 2,0 page	
Total		3 240	6 323,2	7,0	10,0	31 104	17 784	130 869,2 17,0 page 4,5 columns	

Information on the number and circulation election campaign materials produced candidates for the President of the Russian Federation and submitted to the relevant election commission

Table 1. TOTAL INFORMATION

[illegible]

№ item	Subject of the Russian Federation	Zhirinovskiy V.V.		Zyuganov G.A.		Mironov S.M.		Prokhorov M.D.		Putin V.V.		Peunova S.M.		Mezentsev D.F.		Yavlinsky G.A.
		Q-ty	circ-on	Q-ty	circ-on	Q-ty	circ-on	Q-ty	circ-on	Q-ty	circ-on	Q-ty	circ-on	Q-ty	circ-on	
28	Primorski Territory	0	0	1	110000	0	0	0	0	0	0	0	0	0	0	0
29	Stavropol Territory	0	0	9	26480000	0	0	0	0	0	0	0	0	0	0	0
30	Khabarovsk Territory	0	0	14	746021	0	0	0	0	0	0	0	0	0	0	0
31	Amur Region	0	0	7	16160000	0	0	0	0	0	0	0	0	0	0	0
32	Arkhangelsk Region	0	0	7	12390000	0	0	0	0	0	0	0	0	0	0	0
33	Astrakhan Region	0	0	1	1305000	0	0	0	0	0	0	0	0	0	0	0
34	Belgorod Region	4	37800	14	1695170	6	133000	4	1003	0	0	0	0	0	0	0
35	Bryansk Region	0	0	1	100000	0	0	0	0	0	0	0	0	0	0	0
36	Vladimir Region	0	0	1	50000	0	0	1	1	0	0	0	0	0	0	0
37	Volgograd Region	0	0	14	22275000	0	0	0	0	0	0	0	0	0	0	0
38	Vologda Region	0	0	0	0	0	0	0	0	0	0	0	0	0	0	0
39	Voronezh Region	0	0	1	8000	0	0	0	0	0	0	0	0	0	0	0
40	Ivanovo Region	0	0	5	225015	0	0	0	0	0	0	0	0	0	0	0
41	Irkutsk Region	0	0	12	17717000	0	0	0	0	0	0	0	0	0	0	0
42	Kaliningrad Region	0	0	11	470007	0	0	0	0	0	0	0	0	0	0	0
43	Kaluga Region	0	0	0	0	0	0	0	0	0	0	0	0	0	0	0
44	Kemerovo Region	0	0	9	23557000	0	0	0	0	0	0	0	0	0	0	0
45	Kirov Region	0	0	3	16	0	0	0	0	0	0	0	0	0	0	0
46	Kostroma Region	13	13032000	3	420000	0	0	0	0	0	0	0	0	0	0	0
47	Kurgan Region	0	0	4	300010	0	0	0	0	0	0	0	0	0	0	0
48	Kursk Region	0	0	5	125006	0	0	0	0	0	0	0	0	0	0	0
49	Leningrad Region	0	0	3	1125000	0	0	0	0	0	0	0	0	0	0	0
50	Lipetsk Region	0	0	1	100000	0	0	0	0	0	0	0	0	0	0	0
51	Magadan Region	14	11357000	14	102007	0	0	0	0	0	0	0	0	0	0	0
52	Moscow Region	0	0	8	1110380	0	0	0	0	0	0	0	0	0	0	0
53	Murmansk Region	0	0	12	1768	0	0	0	0	0	0	0	0	0	0	0
54	Nizhni Novgorod Region	0	0	0	0	0	0	0	0	0	0	0	0	0	0	0
55	Novgorod Region	0	0	3	1095000	0	0	0	0	0	0	0	0	0	0	0
56	Novosibirsk Region	0	0	4	809700	0	0	0	0	0	0	0	0	0	0	0
57	Omsk Region	0	0	37	7043770	0	0	0	0	0	0	0	0	0	0	0
58	Orenburg Region	0	0	0	0	0	0	0	0	0	0	0	0	0	0	0
59	Orel Region	0	0	0	0	0	0	0	0	0	0	0	0	0	0	0
60	Penza Region	0	0	7	19140000	0	0	0	0	0	0	0	0	0	0	0
61	Pskov Region	0	0	5	310200	5	4250000	0	0	0	0	0	0	0	0	0

№ item	Subject of the Russian Federation	Zhirinovsky V.V.		Zyuganov G.A.		Mironov S.M.		Prokhorov M.D.		Putin V.V.		Peunova S.M.		Mezentsev D.F.		Yavlinsky G.A.	
		Q-ty	circ-on	Q-ty	circ-on	Q-ty	circ-on	Q-ty	circ-on	Q-ty	circ-on	Q-ty	circ-on	Q-ty	circ-on	Q-ty	circ-on
62	Rostov Region	0	0	1	500000	0	0	0	0	0	0	0	0	0	0	0	0
63	Ryazan Region	0	0	1	76004	4	2750000	0	0	0	0	0	0	0	0	0	0
64	Samara Region	0	0	4	2750000	0	0	0	0	0	0	0	0	0	0	0	0
65	Saratov Region	0	0	3	4040000	0	0	0	0	0	0	0	0	0	0	0	0
66	Sakhalin Region	0	0	1	30000	0	0	0	0	0	0	0	0	0	0	0	0
67	Sverdlovsk Region	0	0	0	0	0	0	0	0	0	0	0	0	0	0	0	0
68	Smolensk Region	0	0	2	320000	0	0	0	0	0	0	0	0	0	0	0	0
69	Tambov Region	0	0	6	1450009	0	0	0	0	0	0	0	0	0	0	0	0
70	Tver Region	0	0	2	280000	0	0	0	0	0	0	0	0	0	0	0	0
71	Tomsk Region	0	0	3	110001	0	0	0	0	0	0	0	0	0	0	0	0
72	Tula Region	0	0	0	0	0	0	0	0	0	0	0	0	0	0	0	0
73	Tyumen Region	0	0	1	40000	0	0	0	0	0	0	0	0	0	0	0	0
74	Ulyanovsk Region	0	0	12	24490011	0	0	0	0	0	0	0	0	0	0	0	0
75	Chelyabinsk Region	0	0	4	100000	0	0	0	0	0	0	0	0	0	0	0	0
76	Yaroslavl Region	0	0	5	350101	0	0	0	0	0	0	0	0	0	0	0	0
77	Moscow City	0	0	0	0	0	0	0	0	0	0	0	0	0	0	0	0
78	Saint-Petersburg City	0	0	8	10725000	2	1300000	0	0	0	0	0	0	0	0	0	0
79	Jewish Autonomous Region	0	0	7	46000	0	0	0	0	0	0	0	0	0	0	0	0
80	Nenets Autonomous area	0	0	10	4340001	0	0	0	0	0	0	0	0	0	0	0	0
81	Khanty - Mansi Autonomous area – Yugra	0	0	9	14710000	0	0	0	0	0	0	0	0	0	0	0	0
82	Chukot Autonomous area	0	0	7	6140004	0	0	0	0	0	0	0	0	0	0	0	0
83	Yamalo-Nenetski Autonomous area	0	0	2	100002	0	0	0	0	0	0	0	0	0	0	0	0
Total in the Subjects of the Russian Federation		39	31550813	461	396134132	29	16933004	10	651006	4	2000002	0	0	0	0	0	0
Total		68	45099908	486	431726154	42	21851286	79	1590293	179	3208774	4	205002	0	0	7	12010

№ item	Subject of the Russian Federation	Zhirinovsky V.V.		Zyuganov G.A.		Mironov S.M.		Prokhorov M.D.		Putin V.V.		Peunova S.M.		Mezentsev D.F.		Yavlinsky G.A.	
		Q-ty	circ-on	Q-ty	circ-on	Q-ty	circ-on	Q-ty	circ-on	Q-ty	circ-on	Q-ty	circ-on	Q-ty	circ-on	Q-ty	circ-on
67	Sverdlovsk Region																
68	Smolensk Region			2	320000												
69	Tambov Region			5	1450000												
70	Tver Region			2	280000												
71	Tomsk Region			3	110001												
72	Tula Region																
73	Tyumen Region			1	40000												
74	Ulyanovsk Region			10	24490000												
75	Chelyabinsk Region			4	100000												
76	Yaroslavl Region			4	350100												
77	Moscow City																
78	Saint-Petersburg City			8	10725000	2	1300000										
79	Jewish Autonomous Region			7	46000												
80	Nenets Autonomous area			10	4340001												
81	Khanty-Mansi Autonomous area – Yugra			9	14710000												
82	Chukot Autonomous area			3	6140000												
83	Yamalo-Nenetski Autonomous area			1	100000												
Total in the Subjects of the Russia Federation		38	31550812	440	393884077	25	16933000	4	651000	2	2000000	0	0	0	0	0	0
Total		67	45099907	465	429476099	38	21851282	49	1590242	54	3008547	2	205000	0	0	7	12010

[illegible]

№ item	Subject of the Russian Federation	Zhirinovsky V.V.		Zyuganov G.A.		Mironov S.M.		Prokhorov M.D.		Putin V.V.		Peunova S.M.		Mezentsev D.F.		Yavlinsky G.A.	
		Q-ty	circ-on	Q-ty	circ-on	Q-ty	circ-on	Q-ty	circ-on	Q-ty	circ-on	Q-ty	circ-on	Q-ty	circ-on	Q-ty	circ-on
67	Sverdlovsk Region																
68	Smolensk Region																
69	Tambov Region																
70	Tver Region																
71	Tomsk Region																
72	Tula Region																
73	Tyumen Region																
74	Ulyanovsk Region																
75	Chelyabinsk Region																
76	Yaroslavl Region			1	1												
77	Moscow City																
78	Saint-Petersburg City																
79	Jewish Autonomous Region																
80	Nenets Autonomous area																
81	Khanty-Mansi Autonomous area – Yugra																
82	Chukot Autonomous area			2	2												
83	Yamalo-Nenetski Autonomous area																
Total in the Subjects of the Russian Federation		1	1	19	26	4	4	4	4	2	2	0	0	0	0	0	0
Total		1	1	19	26	4	4	46	208	105	2	2	0	0	0	0	0

Table 4. Information about number and circulation of audio election campaign materials

[illegible]

Total in the Subjects of the Russian Federation

[illegible]

№ item	Subject of the Russian Federation	Zhirinovsky V.V.		Zyuganov G.A.		Mironov S.M.		Prokhorov M.D.		Putin V.V.		Peunova S.M.		Mezentsev D.F.		Yavlinsky G.A.	
		Q-ty	circ-on	Q-ty	circ-on	Q-ty	circ-on	Q-ty	circ-on	Q-ty	circ-on	Q-ty	circ-on	Q-ty	circ-on	Q-ty	circ-on
67	Sverdlovsk Region																
68	Smolensk Region																
69	Tambov Region		9	1													
70	Tver Region																
71	Tomsk Region																
72	Tula Region																
73	Tyumen Region																
74	Ulyanovsk Region		11	2													
75	Chelyabinsk Region																
76	Yaroslavl Region																
77	Moscow City																
78	Saint-Petersburg City																
79	Jewish Autonomous Region																
80	Nenets Autonomous area																
81	Khanty-Mansi Autonomous area – Yugra																
82	Chukot Autonomous area																
83	Yamalo-Nenetski Autonomous area																
Total in the Subjects of the Russian Federation		0	0	5	25	0	0	0	0	0	0	0	0	0	0	0	0
Total		0	0	5	25	0	0	3	3	20	20019	0	0	0	0	0	0

**Samples of printed and other election campaign materials produced by the candidates
for the President of the Russian Federation**

ЛДПР

Brochure

ОБРАЩЕНИЕ В.В. ЖИРИНОВСКОГО

Март, 2012

ПРОЧИТАЛ – ПЕРЕДАЙ ДРУГОМУ!



Пришла пора серьезно поговорить о том, что же всё-таки происходит с нашей страной и что нужно сделать для того, чтобы мы зажили нормальной жизнью, которую давно заслужили. В своих обращениях, выступлениях и книгах я всегда касаюсь самых острых тем — таких, о которых другие политики стараются не вспоминать. Так будет и на сей раз. Давай поговорим без лукавства и демагогии, начистоту.


ЖИРИНОВСКИЙ, ИЛИ БУДЕТ ХУЖЕ!

ЛДПР

ВЫБОРЫ ПРЕЗИДЕНТА РОССИЙСКОЙ ФЕДЕРАЦИИ 4 МАРТА 2012 ГОДА

ЖИРИНОВСКИЙ

ИЛИ БУДЕТ ХУЖЕ!



Информационный бюллетень кандидата в Президенты Российской Федерации от Либерально-демократической партии России Жириновского Владимира Вольфовича

ТЕ ЖЕ САМЫЕ ГРАБАН

Сколько можно наступать на одни и те же грабли? СССР распался из-за того, что «верные левинцы» истерили десятки миллионов русских и всячески поддерживали в регионах страны сепаратизм и ненависть к русской культуре и русскому народу. Сейчас происходит то же самое. Мне жалуются люди: в так называемых национальных республиках гражданам, не принадлежащим к титульной нации, нельзя найти нормальную работу и обезопасить себя от грабежей и вымогательства. Их закупают, убивают, насилуют, грабят, сажают в тюрьму под надуманными предлогами. ЛДПР не устанет повторять: внутреннее устройство страны должно быть организовано только по географическому признаку. Иначе мины замедленного действия, мины сепаратизма и межнациональной вражды взорвутся и погребут под собой все народы России. Необходимо ввести прямое президентское правление на территории всех республик Северного Кавказа (90% его жителей хотят этого и единодушно одобряют такое решение) и ввести визовый режим въезда в Россию для граждан Средней Азии и Закавказья.

ГУБЕРНАТОРОВ – В ОТСТАВКУ!

Граждане России в своих бедах винят не только верховную власть страны, но и назначенных Президентом губернаторов. Они своими действиями или бездействием санкционируют тот беспредел, который творится на местах. Призову содержание лишь нескольких обращений, на днях поступивших ко мне: Тульская область, Краснодарский край, Подмосковье. Жалобы на незаконную вырубку деревьев и рейдерские захваты земельных участков и домов. Здесь дружно помогают друг другу чиновники, бандинты, полицейские и судьи. Масштаб преступлений превзошёл «эпизод 90-х». Реакция губернаторов — сидят, помалкивают. Москва, Санкт-Петербург. Незаконные увольнения, жуткое состояние окружающей среды, автомобильные пробки, мусор, парковка на детских площадках, газонах и тротуарах. Мары «занимаются благоустройством». Что они благоустроят? Свои дачи? Дальний Восток. Практически во всех регионах: безработица, невыплата зарплат, уголовный беспредел, наркомания и сокращение производства. Губернаторы хвастаются в Москве липовыми показателями, а

реальная судьба местного населения — это настоящая трагедия. Челябинская область. Преднамеренное банкротство предприятий городского общественного транспорта с целью заката его криминальными бизнес-структурами, связанными с властью. Очень выгодно: класть дотации на общественный транспорт в карман, да ещё и деньги от покупателей обанкротившегося предприятия получать. Тюменская область. Разворовываются средства, предназначенные для оплаты ЖКХ. Несмотря на общественный резонанс, реакция губернатора не видно. Сахалинская, Астраханская и Белгородская области. Непогашенная задолженность по зарплате. Реакции губернаторов нет никакой! Владимирская область. Строительство торговых центров на детских площадках. Свердловская область. Незаконные увольнения высококвалифицированных рабочих, имеющих трудовые награды. Иркутская область, Санкт-Петербург. Захват предприятий бандами. Это только малая часть всего того безобразия, которое происходит в регионах России. Чтобы с этим покончить, надо отправить более половины губернаторов в отставку!

News bulletin

и доведённых до отчаяния со стороны власти и самодурства только участие в политической жизни широких народных масс. Если они поддержат меня на выборах Президента, то уже на следующий день Россия начнёт превращаться в процветающую страну.

ХВАТИТ ЭТО ТЕРПЕТЬ!

4 Информационный бюллетень кандидата в Президенты Российской Федерации от ЛДПР Жириновского Владимира Вольфовича

Голосуй За ЖИРИНОВСКОГО!

ЛИДЕР XXI ВЕКА



Председатель ЛДПР, руководитель фракции ЛДПР в Государственной Думе ФС РФ VI созыва, доктор философских наук РФ, профессор трёх университетов, член Академии наук РФ. Владеет пятью иностранными языками.

Владимир Жириновский — личность уникальная и яркая. Это настоящий политический лидер XXI века, соответствующий требованиям времени — он не боится говорить правду. Конечно, современная горькая правда в отличие от сладкой лжи раздражает людей. Но народ всегда на стороне тех, кто не врет и не боится называть вещи своими именами. Это настоящие лидеры XXI века, соответствующие требованиям времени — он не боится говорить правду. Конечно, современная горькая правда в отличие от сладкой лжи раздражает людей. Но народ всегда на стороне тех, кто не врет и не боится называть вещи своими именами.

ЧЕТЫРЕ ГЛАВНЫХ КАЧЕСТВА ЖИ

ЧЕСТНОСТЬ, ДОХОДИЯЩАЯ ДО ПРЯМОГО ВЫЗОВА СУЩЕСТВУЮЩИМ ТРАДИЦИЯМ

Манера публичного поведения Жириновского наводит тех, кто его плохо знает, на мысль о легковесности даваемых им оценок и обещаний, несерьёзности выдвигаемых претензий и угроз. Но на самом деле из всех кандидатов на пост Президента Жириновский — самый серьёзный политик, ибо только он реально бьётся за интересы народа. За блага народа Жириновский всегда готов пожертвовать возможностью обрести дешёвую популярность, на которую молится все остальные политики мира.

МАСШТАБНОСТЬ И БЫСТРОТА МЫШЛЕНИЯ

Жириновский, без сомнения, самый масштабный мыслящий человек из нынешней политической элиты России: ему более, чем другим, интересно решать серьёзные, глобальные задачи, его мышление — это мышление не только политика, но и философа. Он обладает способностью ежедневно осваивать огромный массив новой разнообразной информации. Мышление Жириновского — структурированное, логичное. Он способен мгновенно выхватывать главное, сосредоточивая усилия в самом важном направлении. Он не признаёт авторитетов, и всегда имеет собственное мнение по всем вопросам.

ХАРИЗМАТИЧНОСТЬ

Жириновский харизматичен и амбициозен. На фоне остальных российских политиков — вялых и похожих на издыхающих сазанов — лидер ЛДПР стал образцом энергии, силы и уверенности. Он прижогённый лидер. Таких как он и

называют «народными трибунами», вызывая либо возмущение, либо восхищение. Он способен рисовать из воздуха людей на порогах, и вдохновлять людей на подвиги. Что удивительно, потенциал человека на окружающих — как растёт. Жириновский — один из тех, кто за долгие годы своей рывки не только не утомил гра оборот, всё больше и больше их внимание.

ОТВЕТСТВЕННОСТЬ

Парадокс: великодушный ор одновременно является и претором. Он создал партию, которую ботает, словно хорошо отлажен без сбоев и остановок.

Как организатора лидера ЛДПР номинальная ответственность, адрес поступают тысячи писем ни одного, на которое Жириновский отвечает.

Жириновский очень требователен к своим близким. Он умеет бросить вызов, вознаградить, поощряет поле. Президентом, сможет заменить петленными кадрами провожников, сидящих в чиновничьи.

ЖИРИНОВСКИЙ, и будет лучше!

Ирина Петровна, ООО «Теплоград» Михайловск-С. ИНН 6781044784. Юридический адрес: 214020, г. Смоленск, ул. Чернышевского, д. 86. Заведено 28.02.2012 г. Дата выпуска: 09.02.2012 г. Изготовлено по заказу зарегистрированного кандидата на должность Президента Российской Федерации Владимира Жириновского. Отпечатано на средства избирательного фонда зарегистрированного кандидата на должность Президента Российской Федерации Жириновского.

Уважаемый Владимир Вольфович! От имени нас — потерей детей, от имени нашего отца — Ивана Павловича, ветерана Великой Отечественной войны, ветерана труда, инвалида 1-й группы, хотим выразить через Вашу газету сердечную благодарность Вам лично за помощь в улучшении жилищных условий нашему отцу. После Вашего обращения к нашему губернатору, ему предоставили однокомнатную квартиру. Спасибо Вам!

Базил И.П., г. Ульяновск

СПАСИБО ЗА ЧУТКОЕ ОТНОШЕНИЕ К НАМ

Уважаемый Владимир Вольфович! Спасибо, что Вы так быстро отреагировали и направили депутатский запрос Генеральному Прокурору РФ.

У нас всё получилось: объекты передали в муниципальную собственность и сейчас мы имеем возможность участвовать в приватизации.

Спасибо за чуткое отношение к простым людям. Жильцы общежития «ВНИИЖ», Владимирская обл.



Изготовитель: Государственное унитарное предприятие Московской области «Мтигископс типография». ИНН 5029007086. Юридический адрес: 141000, Московская область, г. Мытищи, ул. Колодезная, д. 17/2. Заведено № 160. Тираж: 2 682 000 экз. Дата выпуска: 24.01.2012 г. Изготовлено по заказу зарегистрированного кандидата на должность Президента Российской Федерации Жириновского Владимира Вольфовича. Отпечатано на средства избирательного фонда зарегистрированного кандидата на должность Президента Российской Федерации Жириновского Владимира Вольфовича.

ПРОЧИТАЛ — ПЕРЕДАЙ ДРУГОМУ!

News bulletin

Голосуй ЗА ЖИРИНОВСКОГО! ЛДПР



ДОРОГОЙ МОЙ ДРУГ, ТОВАРИЩ, ИЗБИРАТЕЛЬ!
Я, Владимир Жириновский, кандидат в Президенты самой великой на планете страны — России — обращаюсь лично к тебе. 4 марта тебе надо будет выбрать Президентом того, кто возродит величие России, защитит её граждан и вернёт благополучие в российские семьи. На выборы я иду с большой программой коренных преобразований. Вот пятьдесят главных тезисов из этой программы:

ВЛАДИМИР ЖИРИНОВСКИЙ: ЭТО НУЖНО СДЕЛАТЬ В ПЕРВУЮ ОЧЕРЕДЬ

ВНЕСИ СВОЙ ВКЛАД В БУДУЩЕЕ РОССИИ — ГОЛОСУЙ ЗА ЖИРИНОВСКОГО!

1. Вести внешнюю политику жестче, умнее, практичнее.
2. Изменить государственное устройство страны — унитарная Россия с делением на губернии.
3. Установить парламентскую форму правления.
4. Провести дорочные парламентские выборы в мае 2013 года!
5. Дать русскому народу статус государствообразующего!
6. Воссоединить русских!
7. Вывести Ставропольский край из состава СКФО.
8. Защитить страну от мигрантов.
9. Провести политическую, экономическую, финансовую и уголовную амнистию.
10. Провести полномасштабную индустриализацию.
11. Вернуть государству монополию по семи позициям: 1) энергетика; 2) транспорт; 3) металлургический сектор; 4) алкоголь; 5) табак; 6) сахар.
12. Поддерживать малый бизнес.
13. Встать на защиту отечественного покупателя.
14. Обеспечить граждан работой и жильём.
15. Возродить русскую деревню.
16. Ударить по коррупции.
17. Ввести в УК статью о конфискации имущества у осуждённых за коррупцию и их семей.
18. Отменить мораторий на смертную казнь.
19. Ударить по засилью западной культуры.
20. Сократить Русский национальный телеканал.
21. Убрать рекламу с ТВ.
22. Поставить СМИ на службу народу.
23. Сократить число абортёров.
24. Помочь бездомным.
25. Обеспечить нуждающихся ислами и детскими садами.
26. Запретить вывоз детей за рубеж.
27. Вернуть льготы инвалидам.
28. Сохранить бесплатную медицинскую помощь.
29. Развивать массовый спорт.
30. Отменить ЕГЭ.
31. Повысить стипендии.
32. Дать дорогу молодежи. Обнагительное трудоустройство после окончания вуза.
33. Вернуть молодёжные жилищные кооперативы.
34. Помочь русским учёным.
35. Поднять престиж учителя в обществе.
36. Запретить высылать граждан.
37. Простить гражданам долги в сфере ЖКХ.
38. Снизить тарифы ЖКХ за счёт наведения порядка, усиления господдержки, пресечения коррупции.
39. Обеспечить бесплатное подключение инженерных коммуникаций.
40. Национализировать всю инфраструктуру ЖКХ, систему образования и здравоохранения.
41. Возродить жилищно-строительные кооперативы.
42. Способствовать малоэтажному строительству.
43. Приступить к строительству дорог.
44. Убрать все миталки.
45. Ввести запрет на перекрывание дорог во время проезда кортежей чиновников.
46. Усилить работу силовых структур. Укрепить армию и органы безопасности.
47. Дать льготы военным и полицейским.
48. Перевести армию на добровольную основу.
49. Искоренить дедовщину и коррупцию в армии.
50. Позаботиться об экологии.

ВЛАСТЬ НАДО МЕНЯТЬ!

У нас в стране происходит революция в жизни миллионов и обеспечить жилой площадью не представляется возможным». Последняя надежда была на Вас, и она оправдалась.

Мы благодарим Вас за великую помощь и доброту к людям. Мы благодарим Вашей фракции ЛДПР в Санкт-Петербурге, к которой мы не раз обращались по разным юридическим вопросам, нам всегда помогали и никогда не отказывались в помощи. А сейчас я позвонил в их офис, поблагодарила и предложила свою помощь в подготовке к выборам. Все наши родные, знакомые и близкие готовы принять участие в подготовке к выборам. И мы все будем голосовать за Вас.

Ещё раз большое спасибо. Аликсеева Л.Н. и вся семья Харенко К.И., г. Санкт-Петербург

ПРИЗЫВАЮ К ГОСТИ К НАМ


Здравствуйте, уважаемый Владимир Вольфович! Пишет Вам Денисова Т.И., инвалид 2 группы.

В марте 2011 года я обратилась к Вам с просьбой о помощи в выделении квоты на операцию в НИИ неврологии РАМН г. Москвы. И уже в апреле (был направлен депутатский запрос Министру здравоохранения и социального развития Голыковой Т.А. — прим. ред.) мне выделили квоту.

Операция прошла успешно. Я от всей души благодарю Вас за оказанную помощь. В предстоящие выборы вся моя семья отдаст свои голоса Вам и ЛДПР.

Приезжайте в гости к нам!

Денисова Т.И., г. Термальный Камчатского края.



СПАСИБО ЗА ЗАБОТУ О РУССКИХ ЛЮДЯХ

Уважаемый Владимир Вольфович! Благодаря Вам (был направлен депутатский запрос Директору ФМС РФ Ромодановскому К.О. — прим. ред.) моё дело о приобретении российского гражданства сдвинулось с мёртвой точки. Меня пригласили в ФМС, где предложили заполнить анкету на получение гражданства РФ. И на следующий день я сдала документы.

Огромное Вам спасибо!!! Я просто счастлива, что есть такие правозащитники, как Вы, которые заботятся о русских людях, приехавших из стран СНГ, а также о пожилых и стариках.

Я рада, что хоть одна партия, ЛДПР, лидером которой уже много лет Вы являетесь, выступает за обращение русских исторической Родины. Да! Вот Вам дозволю и успехов на Вашем трудном пути!

Я буду информировать Вас о дальнейшем продвижении моего дела по получению гражданства РФ. Все мои дети, внуки, родственники и знакомые будут голосовать только за Вас.

С почтением к Вам, Малова Г.К., г. Москва

ВЫ — ПОЛИТИК РЕАЛЬНЫХ ДЕЛ

Уважаемый Владимир Вольфович! Моя семья выражает Вам огромную благодарность за оказанную помощь в решении вопроса о незаконной 13-ой квитанции за тепло в прошлом году.

Благодаря Вашему депутатскому запросу прокурору г. Санкт-Петербурга мы выиграли суд, квартплату нам пересчитали!

Вы помогли нам второй раз (первый раз — с лифтом). Это говорит о том, что Вы — политик реальных дел и помощи людям, а не ботаник, как «паро». Вся наша семья будет голосовать за Вас и ЛДПР, и я агитирую всех сделать так же.

Вперед — к победе ЛДПР!

Спасибо Вам, Владимиру Вольфовичу! Сергеев Е.А., г. Санкт-Петербург

ТОЛЬКО К ВАМ МОЖНО ОБРАТИТЬСЯ ЗА ПОМОЩЬЮ

Здравствуйте, уважаемый Владимир Вольфович! Пишет Вам пенсионер из Воронежской области Г.М. Воронцов, хочу Вас поблагодарить за оказанную мне помощь. Целый год я тяжело болела, было сильное малокровие, я почти не могла ходить. А врачи не могли определить у меня болезнь. Я написала Вам (был направлен депутатский запрос Министру здравоохранения и социального развития Голыковой Т.А. — прим. ред.), и вот тогда районные врачи вызвали меня к себе, помогли сдать все анализы и направили в Во-

7 ЦЕЛЕЙ И ПРИНЦИПОВ НОВОЙ ЭКОНОМИЧЕСКОЙ ПОЛИТИКИ

1. Национализировать природные ресурсы и ключевые отрасли экономики. Использовать новые доходы бюджета на ускоренное развитие страны, на модернизацию промышленности и расширение социальных гарантий.
2. Провести новую индустриализацию страны. Активно внедрять научные достижения в производство. Развивать высокотехнологичные отрасли экономики. Воссоздать единую энергетическую систему.
3. Возродить российскую деревню. Обеспечить сельское население жильём и работой, школами и учреждениями культуры, больницами и поликлиниками. Восстановить продовольственную безопасность.
4. Перейти к новой финансовой политике при опоре на государственные банки: Внешторгбанк, Сбербанк, Стройбанк, Сельхозбанк. Свернуть финансовые спекуляции. Прекратить отток капиталов за рубеж.
5. Ввести прогрессивный подоходный налог. Освободить от его уплаты бедное население. Снизить налоговый пресс для предприятий реального сектора экономики.
6. Ускорить развитие науки. Привлечь её к выработке крупных государственных решений. Расширить поддержку учёных и научных центров. Обеспечить эффективное взаимодействие науки и производства.
7. Осуществить программу «Покорение пространства». Развивать скоростные пути сообщения, авиационный, автомобильный и водный транспорт. Национализировать железные дороги. Снизить транспортные тарифы.

5 ШАГОВ ПО ЗАЩИТЕ СОЦИАЛЬНОЙ СПРАВЕДЛИВОСТИ

1. Принять новые Трудовой и Жилищный кодексы. Обеспечить граждан жильём. Плату за жильё и услуги ЖКХ ограничить 10% от дохода семьи. Защитить материнство и детство. Окружить заботой пожилых и инвалидов.
2. Решить проблему детских садов. Расширить сеть культурных, спортивных и туристических центров. Помочь одарённым детям, молодым изобретателям и учёным. Поддерживать молодёжные и детские организации.
3. Осуществить принцип СССР: «Бесплатное и качественное образование – для всех». Прекратить закрытие вузов и школ. Повысить оплату труда педагогов и студенческие стипендии.
4. Укрепить здоровье нации. Вернуть бесплатную медицину и комплексную профилактику заболеваний. Восстановить службы здоровья матери и ребёнка, здравпункты на крупных производствах. Пропагандировать здоровый образ жизни.
5. Возродить культуру русского и всех народов России. Защитить их языки и традиции, памятники истории и культуры. Укрепить ценности морали, гражданственности и патриотизма. Поддерживать творческие союзы.

Доклад «Курс на победу: Программа патриотических сил России» Г.А. Зюганова

4 марта 2012 года – выборы Президента Российской Федерации

Наш кандидат –

Геннадий Андреевич Зюганов

Его кандидатуру предложили жители Сибири и Дальнего Востока, Урала и Поволжья, Центральной и Северо-Западной России, Северного Кавказа, Москвы и Ленинграда. Решение о выдвижении принял съезд КПРФ и поддержали участники Народного ополчения – наследники славных отцов и дедов, победивших фашизм и возродивших страну после Великой Отечественной войны. Наследники тех, кто искоренил неграмотность, шагнул в космос, освоил целину, покорил просторы Сибири и Крайнего Севера.

Мы не призываем вернуться назад. Мы предлагаем идти вперед, к новому социализму. Это – единственно верный путь спасения нашего народа от нищеты и «рыночного» грабежа.

**Голосуя за нашего кандидата, вы голосуете –
За социальное равенство!
За уверенность в завтрашнем дне!
За власть трудового народа!
За достойную жизнь каждого человека!**



ВЛАСТЬ И СОБСТВЕННОСТЬ – НАРОДУ!




Кандидат на должность Президента России

Геннадий Андреевич

ЗЮГАНОВ –

лидер патриотических сил России,
Председатель ЦК КПРФ,
доктор философских наук.

Booklet



Геннадий Андреевич Зюганов

СЫН ЗЕМЛИ РУССКОЙ. Родился 26 июня 1944 года на героической орловской земле – в самом сердце России.

ПОТОМСТВЕННЫЙ УЧИТЕЛЬ. Из семьи учителей, чей общий трудовой стаж насчитывал более 300 лет. Выпускник Орловского университета. Работал школьным учителем, преподавал высшую математику и философию в вузе.

ВОИН. Полковник запаса. В 1960-х годах командовал подразделением специальной разведки в группе Советских войск в Германии.

КОММУНИСТ. Прошёл путь комсомольского лидера от секретаря школьной «первички» до первого секретаря обкома ВЛКСМ. Получил опыт управленческой работы на посту секретаря Орловского горкома КПСС и в Центральном комитете партии. Стоял у истоков создания Компартии России. С 1993 года – Председатель ЦК КПРФ.

ПАТРИОТ. Инициатор патриотического манифеста «Слово к народу» (июль 1991 г.). Автор программной статьи «Архитектор у развалин». Лидер народно-патриотических сил России.

ПОЛИТИК. За плечами – опыт народного депутата городского и областного Советов. Депутат Государственной Думы ФС РФ шести созывов. Руководитель парламентской фракции КПРФ. На протяжении восемнадцати лет представляет Россию в Совете Европы.

УЧЁНЫЙ И ПУБЛИЦИСТ. Доктор философских наук. Автор более 80 книг и 200 публикаций, изданных в России и на многих языках мира за рубежом. Лауреат Шолоховской премии.

СЕМЬЯНИН. Женат. Воспитал двоих детей. Имеет семерых внуков и одну внучку.



Жорес Алфёров,

академик РАН, лауреат Нобелевской премии в области физики

Бесплатное образование, поддержка фундаментальной науки, бесплатное медицинское обслуживание. Простой человек поддерживает эти идеалы, эти социалистические принципы.

А Коммунистическая партия во главе с Геннадием Андреевичем Зюгановым всегда работала на развитие образования и науки в нашей стране.



Владимир Комоедов,

адмирал

Перед государством российским стоит задача: перестать транжирить наши богатства и использовать их в интересах собственного народа. Надо поднять жизнь нашего человека на достойный мировой уровень. Программа Геннадия Зюганова позволяет решить эту задачу. Способна она и обеспечить обороноспособность страны. У Зюганова есть понимание того, что и как надо делать, какого результата надо достичь, к чему нужно быть готовым в перспективе. Его и нужно поддерживать.



Владимир Бортко,

кинорежиссёр, народный артист России и Украины

Почему я за Зюганова и КПРФ? Да потому, что социалистическая идея – единственная в своём роде. Она не имеет альтернативы. Вот почему многие разумные люди и на протяжении XX века склонялись, и сейчас склоняются именно к этой идее.



**ПОЛИТИКА БОЛЬШИНСТВА –
КУРС НА ПОБЕДУ!**

Предвыборная программа лидера народно-патриотических сил России Г.А. Зюганова

- ЗАЩИТА БЕЗОПАСНОСТИ СТРАНЫ
- ПЕРЕХОД К ЭКОНОМИКЕ РОСТА
- СОЦИАЛЬНАЯ СПРАВЕДЛИВОСТЬ

**МЫ РЕШИМ ЭТИ ЗАДАЧИ
ПО ФОРМУЛЕ: 3+7+5**

3 ЗАДАЧИ ПО ЗАЩИТЕ БЕЗОПАСНОСТИ СТРАНЫ

1. Утвердить справедливые международные отношения. Усилить роль ООН. Ограничить влияние НАТО. Добиваться роспуска этого агрессивного блока. Расширять число союзников и постоянных партнёров России.
2. Создать новый Союз братских народов. Сформировать единое экономическое пространство России, Белоруссии, Украины и Казахстана. Возродить прочное Союзное государство с Белоруссией на равноправных основах.
3. Укрепить оборонную мощь страны. Воссоздать военно-промышленный комплекс. Вернуть боеспособность Армии и флоту. Обеспечить твёрдые социальные гарантии военнослужащим и их семьям.

КТО ОН - МИРОНОВ?

Впервые!

**ПОЛНАЯ
БИОГРАФИЯ
ОТ ПЕРВОГО
ЛИЦА**



СОПЕРНИК ПУТИНА №1

Campaign leaflets


Рокфор	Хозяин Муму	Узелковое письмо
Наводнение	Военная профессия	Салазки
Мотор яхты Порез	Утренние слезы на траве	
	Италия	
... толстяка Аура		
Сераль	... черные	
Васкраса лица Ткань	Документ от Фильки	
	Юный олень	
	Ценная сельдь	
	Фокусник	Вулкан в Африке
Имя певицы Брежневой		
Ранг	Буква-грузинка	
	Спор	Город в России

маслина	туриста	Сушилка для волос	Статия
Утка-сеистун	Склад	Гарнитур	
Номер товара	Штопор	Чай	
Король ...	Белый хлеб		
Вещи пассажира	Снаряд	Мощь	Воздушное пирожное
Композитор ... Брейтбург	Нафте-продукт	Пес	
Напротив потолка	Место-нахождение ваза		
	Знак препинания	Альберто	
Командир судна	Эллипс	Сосновый лес	
Йоко ...			
	Город в Италии	Роман Горького	Службное слово

СПР
**СПРАВЕДЛИВАЯ
РОССИЯ**
ЗА РОССИЮ
БЕЗ ЖУЛИКОВ И ВОРОВ

Изготовитель: ООО «Рус-медиа, Волгодонск» 347380, Ростовская обл., г. Волгодонск, ул. Пионерская, 84/11. ИНН 6143069114. Заказчик: зарегистрированный кандидат на должность Президента Российской Федерации Мironov Сергей Михайлович.
Тираж: 1 000 000 экз. Дата выпуска: 03.02.2012 г. Заказ: 565. Оплачено из средств избирательного фонда зарегистрированного кандидата на должность Президента Российской Федерации Мironova Сергея Михайловича

Brochure



Я — политик, профессиональный законодатель, парламентарий, лидер партии.

Но главное — я по-прежнему могу честно смотреть людям в глаза. Тем, кому я помогал и буду помогать, друзьям, которых я не предавал и не предаю. И врагам, с которыми я продолжаю бороться. Но бороться честно, открыто, без ударов из-за угла.

Такова моя жизнь. Я не умею, не хочу и не буду жить по-другому. И на какой бы должности, на каком бы партийном или государственном посту я не трудились, я всегда буду защищать людей труда, защищать их права и свободы.

Я буду защищать СПРАВЕДЛИВОСТЬ.

Сергей МИРОНОВ



Сергей МИРОНОВ: ЧЕСТЬ ИМЕЮ


ПРИ ВСЁМ «БОГАТСТВЕ» ВЫБОРА — АЛЬТЕРНАТИВЫ НЕТ?



4 марта
2012

✓ ТВОЙ ГОЛОС
ИЗМЕНИТ СТРАНУ!

Campaign leaflets



Сергей МИРОНОВ предложил лучший состав Правительства

© Издательство «Политический маркетинг», Москва, 2012. Все права защищены. Тираж 100 000 экземпляров. Заполнение: 10.03.2012. Дата выпуска: 10.03.2012. Заполнение: 10.03.2012. Заполнение: 10.03.2012.



Весна придет 2 марта!

mdp2012.ru

2 марта 2012

Начало в 19.00



**Би-2, Серебро, Квартет И,
Градусы и Машина Времени
на встрече с Кандидатом
в Президенты России
Михаилом Прохоровым**

Для участия зарегистрируйся
на сайте

mdp2012.ru

Обращение
Михаила Прохорова

Уважаемые избиратели!

4 марта пройдут выборы Президента Российской Федерации.

Для нашей страны наступает ответственный момент, — впервые в истории России мы можем провести честные и осознанные выборы Президента Российской Федерации.

Сегодня особое, решающее значение имеет не только результат выборов, а тот факт, чтобы итоги этого выбора были признаны всеми политическими партиями и движениями, всеми гражданами России. Чтобы ни у кого не возникло даже малейшего сомнения в победе того или иного кандидата. Только в этом случае мы будем иметь возможность сохранить стабильность в обществе и провести необходимые политические и экономические преобразования.

Я обращаюсь ко всем тем, кому не безразлична судьба нашей великой страны с призывом: проявить максимальную ответственность и принципиальность и не допустить ни одного нарушения, ни одной фальсификации, противостоять любым действиям, которые могут поставить под сомнение легитимность результатов выборов.

Я готов доверить каждому гражданину, заинтересованному в честном голосовании мандат наблюдателя участковой избирательной комиссии. Кто бы мы ни избрали первым лицом страны — меня или другого кандидата — это должны быть честные выборы.

Приходите в общественные приемные, звоните по телефону «горячей линии» 8 (800) 510-00-05, регистрируйтесь на сайте m2012.ru и становитесь наблюдателем и членом участковой комиссии с совещательным голосом на предстоящих выборах 4 марта.

Будущее России, будущее наших родных и близких во многом зависит от того, сможем ли мы совместными усилиями защитить волеизъявление народа от фальсификаций на предстоящих выборах Президента.

Ваш кандидат в Президенты РФ Прохоров М.Д.

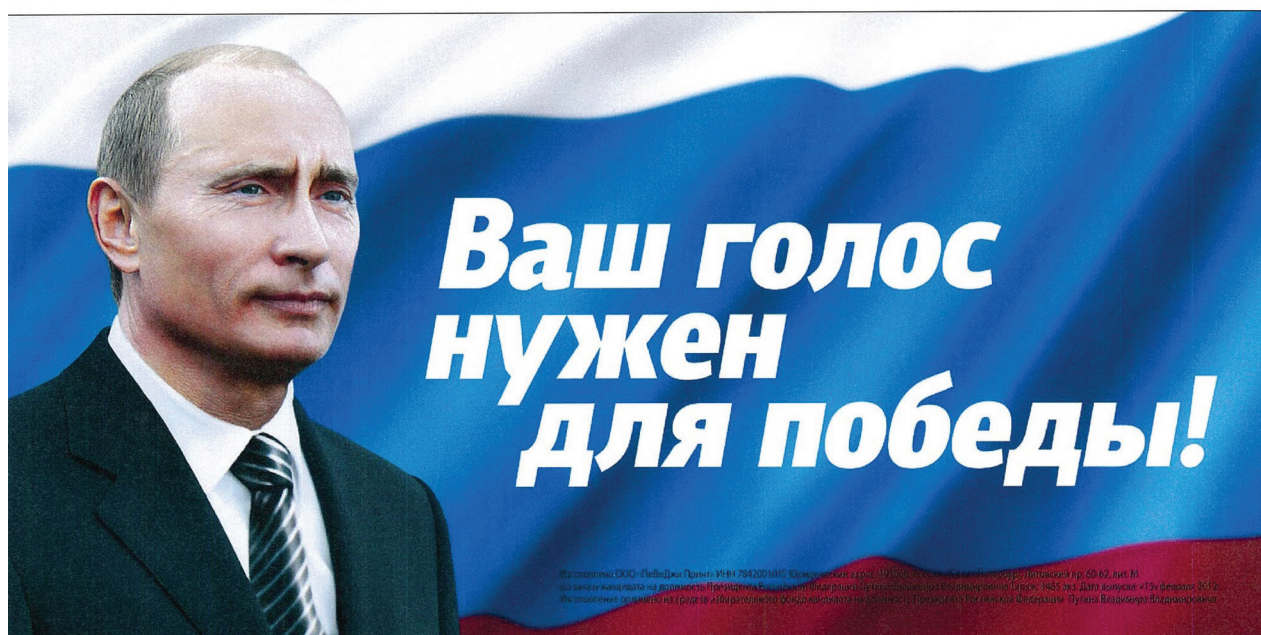
Михаил
Прохоров

mdp2012.ru

Leaflets

услуга 22.02.2012г. Изготовитель ООО «ТИПОГРАФИЯ ПРИНТ КЛАСС» ИНН 7707577370.
9164, г.Москва, ул Ярославская д.8 корпус 7, комн. 520. Изготовлено по заказу зарегистрированного
Президента Российской Федерации Прокхорова Михаила Дмитриевича (постановление Центральной
РФ от 25 января 2012 года №90/713-5) в лице уполномоченного представителя по финансовым вопросам
сдел на основании доверенности №138 3844737 от 15 декабря 2011г., удостоверенной нотариусом
№6-4729. Отпечено из средств избирательного фонда зарегистрированного кандидата на должность
Президента Прокхорова Михаила Дмитриевича с избирательного счета №403108106000008740 в ОАО

Изготовлено ООО «ПивДжиПринт» ИНН 7842001015 Юридический адрес: 191040, Россия, г.Санкт-Петербург, Лиговский пр., 60-62, лит. М по заказу кандидата на должность Президента Российской Федерации Путина Владимира Владимировича Тираж: 1485 экз. Дата выпуска: «15» февраля 2012г. Изготовление оплачено из средств избирательного фонда кандидата на должность Президента Российской Федерации Путина Владимира Владимировича

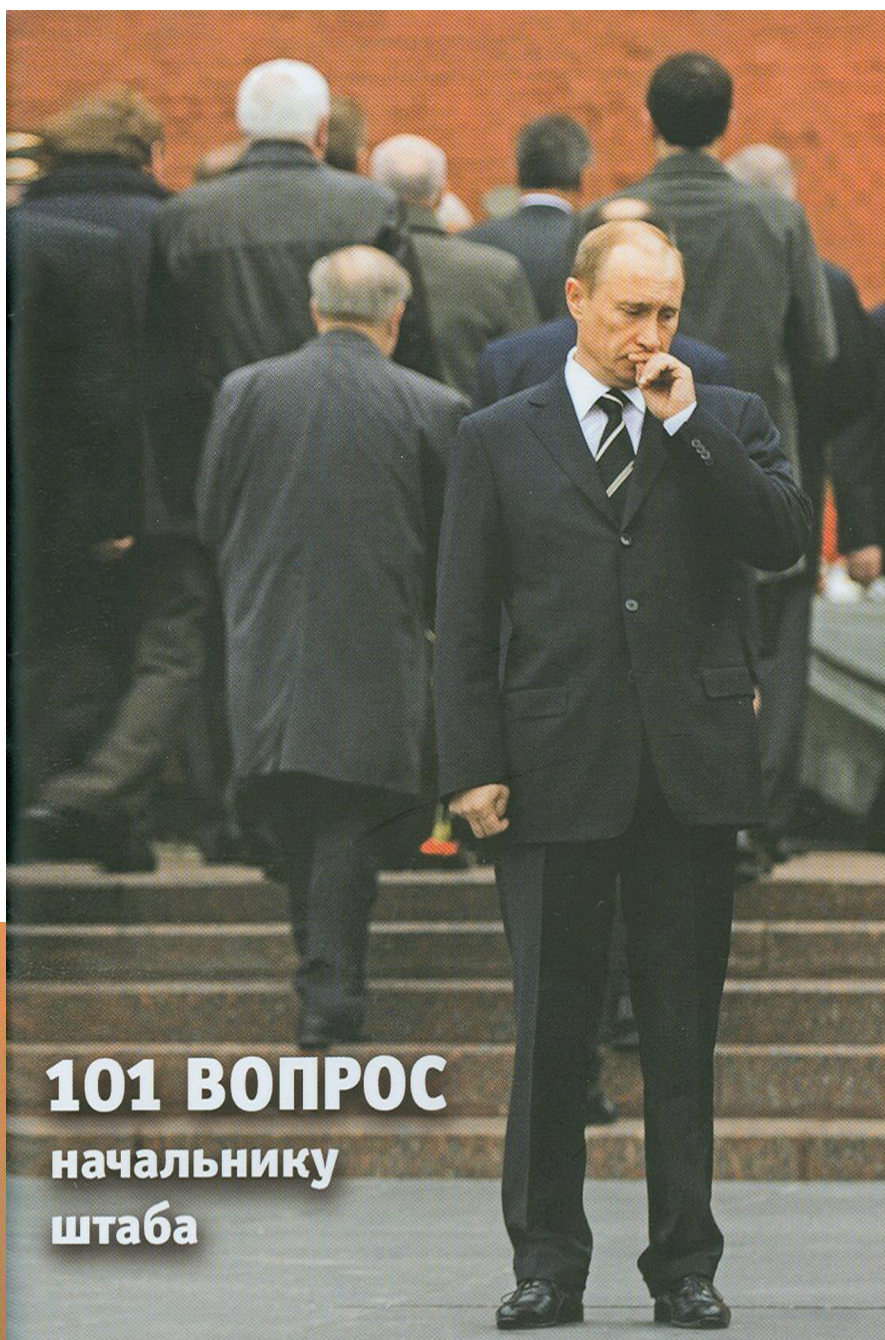


Изготовлено ООО «ПивДжиПринт» ИНН 7842001015 Юридический адрес: 191040, Россия, г.Санкт-Петербург, Лиговский пр., 60-62, лит. М по заказу кандидата на должность Президента Российской Федерации Путина Владимира Владимировича Тираж: 1100 экз. Дата выпуска: «03» февраля 2012г. Изготовление оплачено из средств избирательного фонда кандидата на должность Президента Российской Федерации Путина Владимира Владимировича




Posters

Brochure



101 ВОПРОС

начальнику
штаба



*Именно молодая демократия
осуществляет в стране уверенной
властью, которая имеет бы все
страну по своему курсу.*

Сен. Гаврилов



Россия

требует перемен!

Фундамент программы Григория Явлинского

Тактические задачи:

- честные перевыборы Государственной Думы;
- отмена политической цензуры в СМИ;
- освобождение политзаключенных.

Стратегические задачи:

- отделение власти от бизнеса;
- независимый суд плюс закон, одинаковый для всех;
- неприкосновенность собственности.

Вместе мы победим!

8-800-555-09-17 www.yavlinsky.ru
(звонок бесплатный)

4 марта

выбираем Григория Явлинского!

кандидата в президенты России

Григорий Явлинский
Основатель объединенной демократической партии «ЯБЛОКО», доктор экономических наук, профессор, автор более шестидесяти книг и научных публикаций. Его новая экономическая стратегия развития России под названием «Земля-Дома-Дороги» призвана не только спасти страну от неминуемого мирового кризиса, но и значительно повысить качество жизни всех граждан. Григорий Явлинский - опытный политик, никогда не теряющий самообладания в сложных и опасных политических ситуациях. Он спокойно и уверенно анализирует факты и предоставляет действенные решения всех насущных проблем России.

Нам нужен именно такой президент!
Заставим себя уважать! Будущее зависит от нас!

Вместе мы победим!

8-800-555-09-17 www.yavlinsky.ru
(звонок бесплатный)

Изготовитель: ООО "АВК Пресс", 105187, г. Москва, ул. Щербаковская, д.53, корпус 4. ИНН 7719724855.
Заказчик: Явлинский Григорий Алексеевич, Тираж 7500 экземпляров, дата выпуска 10.01.2012.
Изготовление оплачено из средств избирательного фонда кандидата на должность Президента Российской Федерации Явлинского Григория Алексеевича

Leaflets

Россия выбирает президента: П, П, П...

Россию принуждают выбирать между Путиным и Прохоровым.

ПРОПУСТИТЕ ПЕУНОВУ!

Телевидение и газеты молчат о том, что кроме лиц, которых мы ежедневно видим на экранах, есть еще и самовыводженцы.

Среди них — русская женщина **Светлана Пеунова**.

Есть мнение, что политика — дело не женское. Но когда политика угрожает существованию семьи и жизни детей — какое материнское сердце не встанет на защиту?

Все мы знаем, что в нашей стране творятся безобразия. Но вряд ли кто в полной мере понимает всю их глубину и опасность для каждого из нас лично. Вдумайтесь!

1 ЖКХ - система отъема денег у населения в карман олигархов, которые вывозят их за границу. Уже 20 лет коммуникации не видели капитального ремонта, и под угрозой аварий практически все российские города («Жилищный кодекс Российской Федерации» от 29.12.2004 №188-ФЗ).

2 Население поставлено под тотальный контроль: официально разрешена прослушка, просмотр любой почты (Приказ Министерства информационных технологий и связи РФ от 16 января 2008 г. № 6 «Об утверждении требований к сетям электросвязи для проведения оперативно-розыскных мероприятий», Приказ Министерства связи и массовых коммуникаций РФ от 19 мая 2009 г. №65 «Об утверждении требований к сетям и средствам почтовой связи для проведения оперативно-розыскных мероприятий»), спутниковая слежка... Вводятся биопаспорта (Федеральный закон от 15.08.1996 № 114-ФЗ «О порядке выезда из Российской Федерации и въезда в Российскую Федерацию») — а раньше отпечатки пальцев брали только у преступников.

3 Мы, граждане, потеряли гражданские права и свободы: полицейские могут без суда и следствия взломать любую дверь, задержать любого из нас на улице, запросить любую личную информацию и т.д. (Федеральный закон от 07.02.2011 № 3-ФЗ «О полиции»).

4 В стране настойчиво продвигается ювенальная юстиция — «законный» отъем государством у нормальных родителей их же детей под любым «благивидным» предлогом (Федеральный закон от 21.11.2011 № 323-ФЗ, «Об основах охраны здоровья граждан в Российской Федерации», Семейный кодекс Российской Федерации).

Знаете ли вы, что, у вас могут отобрать ребенка, если:

- у ребенка мало игрушек;
- вы не сделали ему прививки (главный санитарный врач Ойдищенко уже назвал преступниками родителей, которые не делают своим детям прививок);



► если вы шлепнули ребенка по попе;

► если вы задолжали за квартиру и т. д.

В московском метро висела реклама, призывавшая родителей, испытывающих материальные трудности, сдавать детей в детдома. Сначала власть создала для родителей материальные трудности, а затем стала за них наказывать.

Службам опеки выгодно забрать ребенка в детдом: государство выделяет детдомам огромные средства, которые разворовываются. А господин на ребенка, воспитывающегося в семье, — 130 рублей в месяц (служебной собаке МВД столько выделяется в день!).

Женщин, поступающих в роддом, заставляют подписывать соглашение из 17 пунктов, в котором роженица фактически снимает с врачей ответственность за жизнь и здоровье и собственное, и ребенка. Абсолютное большинство женщин, измученных схватками, подписывает такие соглашения не глядя.

Беременных женщин агитируют вставать на учет до 12-недельного срока (даже пособие за это выплачивают). В консультации им делают УЗИ, и многим рассказывают страсти о том, что, возможно, родится урод, подталкивая к аборту. Зачем? Может быть, дело в том, что 12-недельный плод — источник стволовых клеток, используемых в дорогостоящих технологиях омоложения...

Существует официальная программа «Детство-

а дети должны развиваться, а молодежь от спайвания и разврата, вне- выдвинула кандидатуру Светланы Пеуновой на пост президента Пеунова — общественный деятель, кандидат психологической науки по психологии («Азбука счастья»), общественной документальной кинопроект «Сквозь апокалипсис».

рателей, которым предстоит титанический «золушкин труд»: сей избирателей. Это будет возможно, если все россияне встанут в очередь к подписным листам. Но по причине информационной Пеуновой, либо знаете только официальную пропаганду.

детей от сиротства, а молодежь от спайвания и разврата, вне- выдвинула кандидатуру Светланы Пеуновой на пост президента Пеунова — общественный деятель, кандидат психологической науки по психологии («Азбука счастья»), общественной документальной кинопроект «Сквозь апокалипсис».

Испытанные приемы «бархатных революций», устроенных во многих странах, сейчас проводятся и в России: в Москве поднимаются митинги, но пропалчаны они в открытую американскими структурами. И люди, которые блистают там на сцене, — не оправдавшие в свое время надежд всем известные политики, которые пекутся о своих детях и выгоде наверху, а не о вас и ваших детях. Для них вы там, далеко внизу. Делается это все для того, чтобы поставить к рулю еще одного проамериканца. Нам с вами места в нашей стране уже не будет: им нужны наши ресурсы и территория, но никак не мы, хозяева этих ресурсов и территории.

Сбор подписей — это еще не выборы, это — только шанс увидеть на выборах действительно народного кандидата и услышать ее программу.

Дайте себе ВОЗМОЖНОСТЬ ВЫБОРА, поставьте подпись за Пеунову!

2012 год — год особенный не только потому, что заканчивается календарь мая. Это год очень возможной и близкой Победы: ровно 200 лет назад мы победили Наполеона, ровно 400 лет назад мы выгнали поляков из Кремля. И оба раза это делал народ, поднимаясь огромными массами на борьбу за свою Родину. Только всем миром, всем народом мы сможем поставить к рулю страны народного кандидата, который посвятит жизнь борьбе за народные чаяния. Очень многие пророчества говорят о том, что страну спасет женщина.

Время работает против нас. Люди, которые верят Пеуновой, взяли на себя титанический труд. Они хотят спасти наш общий дом, нашу Родину. Помогите им: поставьте свою подпись, приведите своих родных и близких, соседей и сослуживцев, всех, кого знаете и не знаете! Говорите всем о том, о чем молчат СМИ: народ выдвинул народного кандидата, но только после 2 миллионов подписей ее зарегистрируют на выборах.

Для участия в выборах кандидату необходимо 400 миллионов (!) рублей. Общественная организация не сможет оплатить такие космические выборные цены на телевидении и СМИ. Внесите свой посильный вклад в избирательный фонд С.М. Пеуновой!

Реквизиты для перечисления пожертвований:

ПОЛУЧАТЕЛЬ: Пеунова Светлана Михайловна (кандидат на должность Президента РФ)

БАНК ПОЛУЧАТЕЛЯ: ОАО «Сбербанк России» г. Москва

Р/СЧЕТ: 40810810200020008742

БИК: 044525225

К/СЧЕТ: 30101810400000000225 (в ОПЕРУ Московского ГТУ Банка России)

НАЗНАЧЕНИЕ ПЛАТЕЖА: добровольное пожертвование в избирательный фонд кандидата на должность президента РФ Пеуновой Светланы Михайловны

Все на сбор подписей за Светлану Пеунову!

Итоговано: ООО «Экспресс», юридический адрес 443111, Самарская обл., г. Самара, ул. Фадеева, д. 44, кор. 3, ИНН 6319732592, заказчик кандидат на должность Президента РФ Пеунова Светлана Михайловна, тираж: 200 000 экз., заказ № 766 от 27.12.2011 г., дата выпуска 29.12.2011 г. Оплачено из избирательного фонда кандидата на должность Президента РФ Пеуновой Светланы Михайловны

Leaflet

Structure of expenses of the candidates for the election campaigning (RUB)

Candidates	Expended, total	Including			
		via the organization of broadcasting	via editorial offices of periodicals	to production and distribution of printed and other campaign materials	to hold public events
Zhirinovskiy Vladimir Volfovich	229 959 926,57	156 744 448,47	2 490 000,00	70 725 478,10	–
Zyuganov Gennady Andreyevich	224 237 534,97	107 746 172,29	3 784 700,58	110 750 358,76	1 956 303,34
Mironov Sergei Mikhailovich	131 057 407,03	110 796 630,10	1 484 530,00	18 755 596,93	20 650,00
Prokhorov Mikhail Dmitrievich	278 646 680,74	182 327 516,25	6 707 786,00	57 538 204,45	32 073 174,04
Putin Vladimir Vladimirovich	376 331 578,85	208 972 740,17	–	118 384 082,20	48 974 756,48
Mezentsev Dmitriy Fedorovich	–	–	–	–	–
Peunova Svetlana Mikhailovna	89 444,00	–	–	89 444,00	–
Khamiyev Rinat Zaynullovich	–	–	–	–	–
Cherepkov Viktor Ivanovich	–	–	–	–	–
Yavlinsky Grigoriy Alekseevich	13 098 500,00	–	–	13 098 500,00	–
Total	1 253 421 072,16	766 587 507,28	14 467 016,58	389 341 664,44	83 024 883,86

Appendix 7 to the Chapter 8

**Summary information on the cost of paid air time given to registered candidates during the election campaign for
the President of the Russian Federation
(all-Russian state media)**

№ item		Registered candidates	Broadcasting organizations								
			RSTRBC "Russia 1"	RSTRBC "Russia 24"	JSC "Perviy kanal"	JSC "TV Center"	"Radio Rossi"	"Mayak"	"Vesti FM"		
			Cost (rub)	Cost (rub)	Cost (rub)	Cost (rub)	Cost (rub)	Cost (rub)	Cost (rub)		
1	Zhirinovskiy V.V.	65 643 990,00	Do not provide	65 990 202,00	Do not provide					131 634 192,00	
2	Zyuganov G.A.	35 442 834,00	Do not provide	34 917 852,00	Do not provide					70 360 686,00	
3	Mironov S.M.	60 762 094,00	Do not provide	47 079 168,00	Do not provide	653 342,40	565 456,00	876 150,00	109 936 210,40		
4	Prokhorov M.D.	46 077 643,00	11 834 456,00	99 275 937,00	5 820 000,00	Do not provide					163 008 036,00
5	Putin V.V.	81 987 580,00	Do not provide	116 215 486,00	Do not provide					198 203 066,00	
Total		289 914 141,00	11 834 456,00	363 478 645,00	5 820 000,00	653 342,40	565 456,00	876 150,00	673 142 190,40		

Appendix 8 to the Chapter 8

**Summary information on the cost of paid air time given to registered candidates
during the election campaign for the President of the Russian Federation
(regional state media and municipal media)**

# item	Registered candidates	Broadcasting organizations	Cost (rub)
1	Zhirinovskiy V.V.	STRBC "Perm"	174 050,00
		RSBI "Obshestvennoe televidenie Primoriya" (Vladivostok)	1 080 000,00
		STRBC "Stavporolie"	194 068,70
		SUE "Stavropolskoe televidenie" (Stavropol)	200 000,00
		STRBC "Belgorod"	171 339,54
		STRBC "Vologda"	189 970,56
		RSBI "Oblastnaya teleradiokompaniya "Rus" (Kostroma)	224 200,00
		STRBC "Murmansk"	180 081,92
		SBI NR "NGOTRK "NNTV" (Nizhni Novgorod)	300 000,00
		STRBC "Opel"	85 791,90
		STRBC "Sakhalin"	213 403,00
		In total	3 012 905,62
2	Zyuganov G.A.	Do not provide	
3	Mironov S.M.	STRBC "Yuzhniy Ural" (Chelyabinsk)	487 239,70
		STRBC "Ural" (Ekaterinbourg)	173 460,00
		In total	660 699,70
4	Prokhorov M.D.	SBI RD RSBC "Daghestan" (Machachkala)	102 900,00
		SI ChR "Obl-TV" (Chelyabinsk)	255 000,00
		In total	357 900,00
5	Putin V.V.	Do not provide	
Total			4 031 505,32

Appendix 9 to the Chapter 8

**Summary information on the cost of paid air time given to registered candidates during
the election campaign for the President of the Russian Federation
(regional state media and municipal media)
(independent media)**

# item	Registered candidates	Broadcasting organizations	Cost (rub)
1	Zhirinovskiy V.V.	JSC "OPTK "Nalchik" (Kabardino-Balkariya)	84 750,00
		LLC "Saransk-TV" (Mordoviya)	60 000,00
		JSC "BC "Novy vek" (Kazan)	405 000,00
		LLC "Videokanal-Abakan" (Khakasiya)	162 000,00
		LLC "A-Mesia Land" (Chuvashiya)	150 000,00
		JSC "Altes" (Chita)	35 400,00
		JSC " Krasnoyarsk information TV "TVK – 6 kanal" (Krasnoyarsk)	177 000,00
		LLC "ART-Gorod" (Khabarovsk)	115 200,00
		CJSC "Telekompaniya "Dal-TV" (Khabarovsk)	420 000,00
		LLC " Telekompaniya "Ex-video" (Astrakhan)	75 000,00
		LLC "Vitok" (Voronezh)	49 560,00
		LLC "Perviy Gorodskoy kanal" (Kaliningrad)	115 200,00
		LLC "Gorod-TV" (Kirov)	36 000,00
		LLC "Telekompaniya "TAKT" (Kursk)	45 000,00
		LLC "TVK" (Lipetsk)	90 000,00
		LLC "Severo-zapadnoe veshanie" (Murmansk)	95 680,00
		CJSC " Telekompaniya "Triada" (Velikiy Novgorod)	138 000,00
		LLC "TTelevisionnaya stantsiya "MIR" (Novosibirsk)	1 200 000,00
		LLC "Istoki" (Orel)	40 000,00
		CJSC "Telekom" (Pskov)	96 000,00
		JSC "Teleradiokompaniya "TERRA" (Samara)	240 000,00
		LLC RTRP "TV-Pilot" (Tver)	240 000,00
		CJSC " Teleradiokompaniya TV-2" (Tomsk)	665 000,00
		LLC "Nordis" (Tula)	150 000,00
		JSC " Teleradiokompaniya "Reporter" (Ulyanovsk)	135 000,00
		CJSC "Nizhnetagilskaya telekompaniya "Telekon" (Chelyabinsk)	21 840,00
		LLC "9-y telekanal" (Yaroslavl)	100 000,00
		CJSC "Echo Moskv" (Moscow)	1 382 600,00
		LLC Predpriyatie "AVTORADIO" (Moscow)	4 637 000,00
		LLC "Telekanal "Dozhd" (Moscow)	4 720,00
		LLC "Tsentr novykh tekhnologiy" (Saint-Petersburg)	1 770 000,00
		CJSC "Regionalnoe tekevidenie" (Saint-Petersburg)	150 000,00
		LLC "Telekompaniya "Tikhvinskoe televidenie" (Saint-Petersburg)	62 500,00
		Total	13 148 450,00
2	Zyuganov G.A.	CJSC "Teleradiokompaniya "Arig Us" (Buryatiya)	21 200,00
		LLC "Kometa" (Kalmykiya)	150 000,00
		JSC "Teleradiokompaniya "Noviy vek" (Kazan)	4 320,00
		LLC "SP Radio Manhattan Drive " (Khabarovsk)	38 080,00
		LLC "Vashe Radio" (Blagoveshchensk)	20 800,00
		LLC RMG(Blagoveshchensk)	31 450,00
		LLC "Kourier" (Blagoveshchensk)	59 600,00

# item	Registered candidates	Broadcasting organizations	Cost (rub)
		LLC "Pervoe Alekseevskoe" (Blagoveshchensk)	51 000,00
		LLC "Segit" (Blagoveshchensk)	117 600,00
		LLC "SKRIN-TV" (Архангельск)	28 800,00
		LLC "AD-Media" (Bryansk)	91 800,00
		LLC "Ekho Vologdy" (Vologda)	30 000,00
		LLC "Ekho" (Voronezh)	43 200,00
		LLC "Vitok" (Voronezh)	74 340,00
		CJSC "Media aliance" (Voronezh)	137 000,00
		LLC "Infotelekom" (Voronezh)	18 000,00
		LLC "Kompaniya "Посейдон" (Voronezh)	22 000,00
		LLC "Infotsentr" (Irkutsk)	64 000,00
		LLC "Perviy gorodskoy kanal" (Kaliningrad)	102 360,00
		LLC "Istoki" (Orel)	50 000,00
		LLC "Mass media" (Ryazan)	41 340,00
		LLC "Radio Olimp" (Ekaterinburg)	12 000,00
		LLC "Radio Eurasia" (Ulyanovsk)	16 200,00
		LLC "Telekompaniya STV" (Ulyanovsk)	86 400,00
		LLC "Pervoe Regionalnoe Radio" (Ulyanovsk)	16 200,00
		LLC "Telekanal " Dozhd " (Moscow)	4 720,00
		CJSC "Radio Retro" (Moscow, Moscow Region)	9 000 096,00
		LLC Predpriyatie "AVTORADIO" (Moscow)	10 996 000,00
		LLC "Yumor FM" (Moscow)	4 853 900,00
		LLC "Tsentr Novykh tekhnologiy" (Saint-Petersburg)	9 735 000,00
		JSC "Leningradskaya Regionalnaya Telekompaniya" (Saint-Petersburg)	379 166.67
		Total	36 296 572.67
3	Mironov S.M.	LLC "Telekanal " Dozhd " (Moscow)	4 720,00
		LLC "Media Plus" (Ekaterinburg)	75 000,00
		LLC "Oblastnoe televidenie" (Ekaterinburg)	120 000,00
		Total	199 720,00
4	Prokhorov M.D.	LLC "Telestantsiya "HKM" (Petrozavodsk)	205 800,00
		LLC "Efir" (Kazan)	388 138,00
		JSC "Krasnoyarskoe informatsionnoe televidenie "TVK-6 kanal" (Krasnoyarsk)	421 555,00
		LLC "Severo-zapadnoe veshanie" (Murmansk)	82 320,00
		LLC "Telekompaniya "Volga" (Nizhni Novgorod)	1 114 750,00
		LLC "Kanal 49" (Novosibirsk)	253 134,00
		LLC "TRK "Eurasia" (Orenburg)	185 220,00
		CJSC "telekom" (Pskov)	82 320,00
		LLC "RTRP "TV-Pilot" (Tver)	204 000,00
		CJSC "Teleradiokompaniya TV-2" (Tomsk)	856 800,00
		LLC "Nezavisimoe TeleMedia" (Yaroslavl)	154 350,00
		CJSC "Evropa Plus" (Moscow)	1 239 000,00
		CJSC "RBK-TV" (Moscow)	1 287 720,00
		LLC "Telekanal " Dozhd " (Moscow)	4 866 320,00
		CJSC "TV servis" (Moscow)	775 437,00
		LLC "Radio-Lyubov" (Moscow)	1 017 219,00
		CJSC "Ekho Moskvy" (Moscow)	389 404,00
		LLC "Energiya" (Moscow)	972 000,00
		Total	14 495 487,00

# item	Registered candidates	Broadcasting organizations	Cost (rub)
5	Putin V.V.	JSC "Oblastnoe televidenie" (Ekaterinburg)	996 750,00
		CJSC "TV servis" (Moscow)	3 793 523,00
		LLC "Televidenie tsentralnogo okruga" (Moscow)	3 500 000,00
		LLC "TV KUPOL" (Saint-Petersburg)	1 199 666,67
		Total	9 489 939,67
In total			73 630 169,34

Appendix 10 to the Chapter 8

**Summary of the cost paid print space provided for
registered candidates during the election campaign for the President of
the Russian Federation
(regional state and municipal media)**

# item	Registered candidates	Periodic printed publication	Cost (rub)
1	Zhirinovskiy V.V.	Do not provided	
2	Zyuganov G.A.	GU " Editorial of the republican newspaper "Sovetskaya Adigeya" (Maykop)	35 000,00
		RSBI " Editorial of newspaper "Abazashta" (Karachaevo-Cherkessiya)	3 776,00
		RSBI " Editorial of newspaper "Nogay davysi" (Karachaevo-Cherkessiya)	4 720,00
		RSBI " Editorial of newspaper " Karachay " (Karachaevo-Cherkessiya)	14 160,00
		RSBI " Editorial of newspaper " Cherkess kheku " (Karachaevo-Cherkessiya)	14 160,00
		SUE ChR "Tsilvilniy izdatelskiy dom" (Chuvashiya)	6 000,00
		SUE ChR " Shumerlinskiy izdatelskiy dom " (Chuvashiya)	8 000,00
		SUE ChR " Alatyrskiy izdatelskiy dom " (Chuvashiya)	4 800,00
		RIGAU "Newspaper "Vladimirskie vedomosti" (Vladimir)	13 190,00
		MAU " Editorial of newspaper "Novgorod" (Velikiy Novgorod)	48 960,00
		OGAU "AIK" (Velikiy Novgorod)	152 913,00
		MI "Newspaper "Taezhnyi meridian (Tomsk)	15 000,00
		MUI " Editorial of newspaper "Zemlya chainskaya" (Tomsk)	7 500,00
		MUI " Editorial of newspaper "Shegarskie vesti" (Tomsk)	15 000,00
		MUI " Editorial of newspaper of Krivosheinsk district "Rayonnie vesti" (Tomsk)	15 000,00
		MAU "Rayonnaya gazeta "Severnaya pravda" (Tomsk)	15 000,00
		MUI "Rayonnie SMI" (Tomsk)	16 500,00
		OFAU " Publishing house "Birobidzhan" (Birobidzhan)	21 498,00
		GP CHAO "Izdatelstvo" Krainiy Sever" (Magadan)	99 980,22
		Total	511 157,22
3	Mironov S.M.	Do not provided	
4	Prokhorov M.D.	Do not provided	
5	Putin V.V.	Do not provided	
In total			511 157,22

Appendix 11 to the Chapter 8

**Summary of the cost paid print space provided for
registered candidates during the election campaign for
the President of the Russian Federation
(independent media)**

# item	Registered candidates	Periodic printed publication	Cost (rub)
1	Zhirinovskiy V.V.	CJSC Publishing house "Komsomolskaya pravda" (Moscow)	2 490 000,00
		Total	2 490 000,00
2	Zyuganov G.A.	LLC "Adigeyskaya pravda" (Adigeya)	40 000,00
		LLC "Novaya Buryatiya" (Buryatiya)	90 000,00
		LLC "Izdatelstvo Burmakina" (Buryatiya)	42 000,00
		LLC "Informpolis" (Buryatiya)	13 104,00
		LLC "Tori-press" (Buryatiya)	42 000,00
		Editorial office "Golos pravdy" (Mari El)	130 000,00
		LLC "Sitim-Media" (Yakutiya)	100 000,00
		LLC "Izdatelstvo "Tribuna" (Udmurtiya)	10 000,00
		HOY " Editorial office "Pravda Khakassii" (Khakasiya)	144 000,00
		AU" Editorial office of Krasnochetaysk district newspaper "Nasha Zhizn" (Chuvashiya)	5 000,00
		AU" Editorial office of Urmarskaya district newspaper "Nasha Zhizn" (Chuvashiya)	5 000,00
		AU " Editorial office of Vurnar district newspaper "Sentere Cul" ("Put pobedy") (Chuvashiya)	5 000,00
		AU " Editorial office of Ibresinsk district newspaper "Senterushen" ("Za pobedu") (Chuvashiya)	5 000,00
		AU " Editorial office of Iyalchiksk district newspaper "Elchek en" ("Iyalchikskit kray ") (Chuvashiya)	5 070,00
		AU " Editorial office of Komsomolsk district newspaper "Koshelevskiy kray" (Chuvashiya)	5 000,00
		AU " Editorial office of Batyreev district newspaper "Avangard" (Chuvashiya)	8 000,00
		AU " Editorial office of Yantikovsk district newspaper "Yal eschene" ("Selskiy truzhenik") (Chuvashiya)	8 000,00
		AU " Editorial office of Shemirshin district newspaper "Shamarsha khypare" ("Shemirshinskie vesti ") (Chuvashiya)	8 000,00
		AU " Editorial office of Kozlov district newspaper "Yalav" ("Znamya") (Chuvashiya)	10 000,00
		AU " Editorial office of Kanash district newspaper " Kanash " (Chuvashiya)	12 000,00
		AU " Editorial office of Morgaush district newspaper "Senteru yalave" ("Znamya pobedy") (Chuvashiya)	7 000,00
		AU " Editorial office of Alikovsk district newspaper "Purnas sulene" ("Po zhiznennomu puti") (Chuvashiya)	7 000,00
		AU " Editorial office "Tavan En" (Chuvashiya)	15 000,00
		AU " Editorial office of Mariino-Posadsk district newspaper "Piren samakh" (Chuvashiya)	6 000,00
		AU " Editorial office of Yadrinsk district newspaper "Es yalave" ("Znamya truda") (Chuvashiya)	10 000,00
		AU Editorial office of Krasmoarmeysk district newspaper "Yal purnase" (Chuvashiya)	5 400,00
		JSC "ID"Grani" (Chuvashiya)	12 000,00

# item	Registered candidates	Periodic printed publication	Cost (rub)
		CJSC "ID "Komsomolskaya pravda" (Vladimir)	40 000,00
		Editorial office "Za pravoe delo" (Vladimir)	16 880,00
		UO Information agency "Tovarishch" (Volgograd)	114 000,00
		LLC RIF "Salve" (Voronezh)	53 700,00
		LLC "Karat" (Kirov)	136 044,00
		LLC "Krokus Media" (Kirov)	51 600,00
		LLC "Region Media" (Kirov)	30 600,00
		LLC "Chepetsk Info" (Kirov)	20 400,00
		CJSC ID "Svobodnaya pressa" (Kursk)	24 213,60
		LLC "Drug dlya druga – Media" (Kursk)	49 500,00
		LLC "ID "Orenburgskaya nedelya" (Orenburg)	22 500,00
		LLC " Editorial office "Orlovskaya iskra" (Orel)	188 000,00
		LLC "Penza-Press" (Penza)	397 800,00
		AU " Editorial office of district newspaper "Ryazanskie zori" (Ryazan)	11 328,00
		AU " Editorial office of district newspaper "Novaya Meshera" (Ryazan)	12 250,00
		ANO " Editorial office "Zerkalo sobytiy" (Ryazan)	16 520,00
		LLC " Editorial office "Sovetskiy Sakhalin" (Yuzhno-Sakhalinsk)	186 000,00
		LLC Advertising agency "FORTE" (Ekaterinburg)	70 000,00
		AHO " Editorial office "Molokovskiy kray" (Tver)	12 800,00
		AHO " Editorial office "Sandovskie vesti" (Tver)	15 000,00
		AHO " Editorial office "Zharkovskiy vestnik" (Tver)	10 000,00
		AHO " Editorial office "Lesnoy vestnik" (Tver)	10 000,00
		LLC "Newspaper "Sovetskiy Sever" (Tomsk)	15 000,00
		LLC "Strelets" (Tomsk)	9 000,00
		LLC "Tomskoe predmestie" (Tomsk)	12 000,00
		ANO "Naryvskie vesti" (Tomsk)	15 000,00
		LLC " Editorial office "Zarya Severa" (Tomsk)	15 000,00
		LLC " Editorial office "Krasnoe znamya" (Tomsk)	15 750,00
		LLC "ID "nadezhda plus" (Tomsk)	16 000,00
		LLC "Zap-Sib- Media " (Tomsk)	20 000,00
		LLC "Pressa" (Tomsk)	9 000,00
		ANO "Tyumenskaya oblast segodnya" (Tyumen)	100 000,00
		ANO "IITS "Zarya" (Tyumen)	24 200,00
		ANO " IITS "Znamya truda" (Tyumen)	24 200,00
		ANO " IITS "Uvatskie izvestiya" (Tyumen)	28 860,00
		ANO " IITS "Svetliy put" (Tyumen)	24 200,00
		LLC "AiF – Yuzhniy Ural" (Chelyabinsk)	95 000,00
		CJSC "ID "Komsomolskaya pravda" (Chelyabinsk)	30 000,00
		LLC "RID "Pereslavskie vesti" (Yaroslavl)	5 000,00
		LLC "AiF – Vladimir" (Yaroslavl branch)	28 000,00
		LLC " Advertising and Information Agency "Leningrad" (Saint-Petersburg)	82 600,00
		LLC "SPIA" (Saint-Petersburg)	117 150,00
		LLC "Dalmediagrup" (Birobidzhan)	92 500,00
		Establishment " Editorial office "Golos Birobidzhana " (Birobidzhan)	14 400,00
		Total	3 031 569,60

# item	Registered candidates	Periodic printed publication	Cost (rub)
3	Mironov S.M.	LLC Publishing house "Amurskaya pravda"	80 000,00
		LLC "RNG MP" (Moscow)	1 298 000,00
		Total	1 378 000,00
4	Prokhorov M.D.	CJSC " Editorial office "Moskovskiy komsomolets"	2 191 000,00
		CJSC " Publishing house "Komsomolskaya pravda" (Moscow)	3 320 000,00
		CJSC " Publishing house "tri korony" (Saint-Petersburg)	938 850,00
		CJSC "Armumenty I fakty" (Moscow)	84 000,00
		CJSC "Newspaper "Mesnoe vremya" (Perm)	119 416,00
		CJSC "Kommersant. Publishing house " (Moscow)	1 752 329,50
		LLC "Dvornik-Kaliningrad" (Kaliningrad)	15 600,00
		LLC "Torri-rpress" (Ulan-Ude)	17 500,00
		LLC "Informpolis" (Ulan-Ude)	21 420,00
		CJSC " Editorial office "Nezavisimaya gazeta" (Moscow)	630 000,00
		CJSC "Business New Mesia" (Moscow)	1 652 000,00
		LLC "IYNIUS" (Moscow)	2 000 000,00
		Total	12 742 115,50
5	Putin V.V.	Do not provided	
In total			19 641 685,10

Appendix 12 to the Chapter 8

**Information on funds expended candidates for the President of the Russian Federation for
the manufacture of printed election campaign materials and other materials**

Campaign materials	Zhirinovskiy V.V.		Zyuganov G.A.		Mironov S.M.		Prokhorov M.D.		Rutin V.V.		Total	
	Amount (rub)	Quantity (pcs)	Amount (rub)	Quantity (pcs)	Amount (rub)	Quantity (pcs)	Amount (rub)	Quantity (pcs)	Amount (rub)	Quantity (pcs)	Amount (rub)	Quantity (pcs)
Newsletter	3 303 360,00	4 182 000,00	53 980 600,22	55 107 764,00							57 283 960,22	59 289 764,00
Brochure	36 784 673,00	7 360 000,00	1 987 794,74	421 000,00	8 168 002,80	2 264 305,00	3 938 000,00	700 000,00	8 500 000,00	1 000 000,00	59 378 470,54	11 745 305,00
Poster, banner	2 401 487,00	4 909,00	10 370 240,45	2 692 914,00	84 911,60	82,00	3 483 005,35	539 612,00	6 649 061,34	8 293,00	22 988 705,74	3 245 810,00
Booklet			25 550 138,00	10 225 010,00			858 000,00	50 000,00			26 408 138,00	10 275 010,00
Calendar	148 680,00	200 000,00	5 113 918,00	10 822 000,00							5 262 598,00	11 022 000,00
Audiovisual materials	760 000,00	15,00	1 211 000,00	27,00	1 435 932,00	23,00	3 906 788,05	36,00	4 214 947,00	6,00	11 528 667,05	107,00
Other	1 074 557,00	1 615 992,00	2 157 746,40	8 720 475,00	8 100 780,90	3 873 733,00	7 667 415,01	3 123 686,00	3 159 196,86	883,00	22 159 696,17	17 334 769,00
Total	44 472 757,00	13 362 916,00	100 371 437,81	87 989 190,00	17 789 627,30	6 138 143,00	19 853 208,41	4 413 334,00	22 523 205,20	1 009 182,00	205 010 235,72	112 912 765,00

Appendix 13 to the Chapter 8

**Results table of meetings of the Working group
on information disputes and other questions of elections information support**

Meeting on January 25, 2012	
1. About the address of candidates for the President of the Russian Federation G.A. Zyuganov, S.M. Mironov and V. V. Zhirinovskiy about an order of the organization and carrying out television debate of candidates for the President of the Russian Federation (reg.number No. 649).	1. To offer the all-Russian state organizations of teleradiobroadcastings to consider proposals of applicants – candidates for the office of the President of the Russian Federation G.A.Zyuganov, S.M. Mironov, V.V. Zhirinovskiy about time, an order of a choice of subjects, other parameters of joint propaganda actions. 2 . To send the corresponding answers to the applicants.
2. About the complaint of citizen M.G. Kodyakov to illegal distribution of propaganda materials of candidates for the President of the Russian Federation M.D. Prokhorov and G.A. Yavlinsky by FM Business and Ekho Moskvyy radio stations (reg.number No. 498).	To recognize distribution of the materials directed on informing on petition of voters in support of candidates for the President of the Russian Federation of M.D. Prokhorov on FM Business radio station and G.A.Yavlinsky on Ekho Moskvyy radio station, not breaking the provision of the legislation of the Russian Federation about elections.
3. About St. Boyarintseva's address in connection with lighting on web-sites www.1tv.ru, http://pik.tv/ru and radio "Mayak" of activity of the candidate for the President of the Russian Federation of V.V. Putin (reg.number No. 795).	1. To recognize that in the materials presented by the applicant are absent signs of pre-election campaign and specified audio-and videos don't testify to violation of an order of participation of mass media in information support of elections. 2 . To recognize that the materials presented by the applicant don't testify about use by the candidate for the President of the Russian Federation V.V. Putin of advantages of the official capacity.
4. About the address of the citizen T.V.Ugarova in connection with translation in the mass media released by Federal State Unitary Enterprise VGTRK, programs "Conversation with Vladimir Putin. Continuation" (reg.number No. 212).	1. To recognize that in the program specified by the applicant there are no signs of pre-election campaign. 2 . To recognize that participation V. V. Putin, as the candidate for the President of Russian Federation, in the specified program doesn't testify about using of advantages of the official capacity.
5. About addresses of the representative of Political party "PATRIOTS OF RUSSIA" of E.A.Shevchenko and the candidate for the President of the Russian Federation V.V. Zhirinovskiy about consideration of the Duel with Vladimir Solovyev program which has gone on the air of Russia 1 TV channel on January 19, 2012, about compliance to provisions of the legislation on the elections, regulating an order of carrying out pre-election campaign (PP-16-12 and reg.number No. 1229).	1. To recognize that in the program "Duel with Vladimir Solovyev" which has gone on the air of Russia 1 TV channel on January 19, 2012, there is no signs of pre-election campaign. 2 . To recommend to candidates, journalists, representatives of the political parties, and also to other participants of the information, analytical, author's programs, going on the air mass media prior to the beginning of the propaganda period provided by paragraf 2 of article 50 of the Federal law from January 10, 2003 No. 19-FL "On the Election of the President of the Russian Federation" to abstain from the statements containingsigns of pre-election campaign.
6. About the address of the candidate for the President of the Russian Federation of V. V. Zhirinovskiy about imbalance elimination in information support from mass media of election programs of candidates for the President of the Russian Federation (reg.number No. 1194).	To recognize that in the materials presented by the applicant there are no signs of equality violation of the candidates for the President of the Russian Federation mass media editions.

<p>7. About the address of the deputy of the State Duma of Federal Assembly of Russia of the sixth convocation of V. G. Solovyev about publication of article of V.V. Putin "Russia concentrates – calls which we have to answer" in Izvestiya newspapers and "Daily news. Moscow area" (reg.number No. 1090).</p>	<p>1. To recognize lack of violation of the Federal law of January 102003 No. 19-FL " On election of the President of the Russian Federation" in V.V. Putin's article "Russia concentrates – calls which we have to answer". 2 . To send the answer to the deputy of the State Duma of Federal Assembly of the Russian Federation on the sixth convocation to V.G. Solovyev.</p>
Meeting on February 13, 2012	
<p>1. About the address of the member of the Council of Federation of the Federal Assembly of Russia of R.U. Gattarov, the Chairman of the all-Russian public organization "Lawyers for the Rights and Worthy Human Life" G.B. Mirzoev, the Chairman of the all-Russian public charitable organization "Union of Families of the Military Personnel of Russia" M.A.Bolshakova about consideration of the program "Duel with Vladimir Solovyev" which has gone on the air of Russia 1 TV channel on February 2, 2012, about compliance to provisions of the legislation on the elections, regulating the order of carrying out pre-election campaign (reg.number No. 2151, 2233, 2396).</p>	<p>1. To recognize that in the program "Duel with Vladimir Solovyev", which has gone on the air of Russia 1 TV channel on February 2, 2012, other violations of the law aren't seen signs of pre-election campaign, and equally. 2 . To send the corresponding answers to applicants.</p>
<p>2. About the address of the authorized representative of Political party "Communist Party of the Russian Federation" of V.G. Solovyev about TV program consideration "The bridge over a chasm (abyss)", has gone on the air of TV channel "1 channel" (reg.number No. 2318).</p>	<p>1. To recognize that in release on air of JSC the "First channel TV" television the movie "The Bridge over a Chasm (Abyss)" on February 1, 2012 aren't revealed the facts of a violation of the law of the Russian Federation about elections. 2 . To send the corresponding answer to the applicant.</p>
<p>3. About the address of the authorized representative of Political party "Communist Party of the Russian Federation" of V.G. Solovyev about TV program consideration "To get to the five", gone on the air of NTV TV channel (reg.number No. 2321).</p>	<p>1. To recognize that in release on air of NTV television channel of the movie "to Get to the five" aren't revealed the facts of a violation of the law of the Russian Federation about elections. 2 . To send the corresponding answer to the applicant.</p>
<p>4. About the address of the Chairman of Political party "Liberal-Democratic Party of Russia" of V. V. Zhirinovskiy about translation on air of TV channel "1 channel" unreliable information about microphone shutdown at meeting of the State Duma of Federal Assembly of Russia on February 7, 2012 (reg.number No. 2438).</p>	<p>1. To recognize that in these appeals by the applicant plots in the news, has gone on the air "First Channel TV" channel on February 7, 2012, there are no violations of the law of the Russian Federation about elections. 2 . To send the corresponding answer to the applicant.</p>

Meeting on February 21, 2012	
1. About the address of the Chairman of Political party "Liberal Democratic Party of Russia" of V.V. Zhirinovskiy about violation of the principle of equality of candidates for the President of the Russian Federation at placement of plots about candidates in information blocks of the news transmissions broadcast on air of state of TV and radio channels (reg.number No. 2669).	1. To recognize that placement of information messages about activity candidates in information blocks TV and radio programs in another order, than the alphabetic one to the corresponding surnames of the registered candidates for the President of the Russian Federation, doesn't violate the requirement of the legislation about elections, including the principle of equality of candidates when publishing their activity in mass media. 2. To send the corresponding answer to the applicant.
2. About the address of the Chairman of Political party "Liberal-Democratic Party of Russia" of V.V. Zhirinovskiy about illegal propaganda against it as a candidate for the President of the Russian Federation on air of Kommersant FM radio station (reg.number No. 2668).	1. To recognize that violations of the law of the Russian Federation about elections by edition of a radio program of "Kommersant FM" aren't seen. 2. To send the corresponding answer to the applicant.
3. About the address of the deputy of the State Duma of Federal Assembly of Russia of the sixth convocation of V. G. Solovyev in connection with NTV television channel broadcast on February 7, 2012 the movie "The Cool Zero" where activity of the candidate for the President of the Russian Federation V.V. Putin is shined (Reg. number No. 2698).	1. To recognize that in issue in the broadcast channel NTV the movie "The Cool Zero" there are not revealed the facts of violation of the law of the Russian Federation about elections. 2. To send the corresponding answer to the applicant.
4. About the address of the Chairman of Political party "Liberal Democratic Party of Russia" of V.V. Zhirinovskiy about illegal propaganda against it as a candidate for the President of the Russian Federation in the issue of the Kommersant newspaper of February 14, 2012 (reg.number No. 3120).	1. To recognize that in the article "Candidate Forever" publication in the Kommersant newspaper on February 14, 2012 aren't revealed the facts of a violation of the law of the Russian Federation about elections. 2. To send the corresponding answer to the applicant.
5. About the complaint of the citizen A.A. Shekhtman regarding placement of propaganda materials of the candidate for the President of the Russian Federation V.V. Putin on the www.putin2012 Internet portal (reg.number No. 1815).	1. To recognize that placement on the Internet of the website www.putin2012.ru is carried out in accordance of requirements of the legislation of the Russian Federation about elections. 2. To send the corresponding answer to the applicant.
Meeting on February 28, 2012	
1. 1. About addresses of the deputy of the State Duma of the Federal Assembly of Russia of V.G. Solovyev (reg.number No. 3694, 3686, 3678, 3677, 3664, 3691, 3692, 3683, 3687, 3688, 3689, 3670, 3122, 3675, 3695, 3693), deputy inquiries of deputies of the State Duma of the Federal Assembly of Russia of	1. To recognize that data of monitoring of department on information and analytical work and carrying out elective campaigns of the Central Committee the CPRF based on addresses of the deputy of the State Duma of Federal Assembly of Russia of V. G. Solovyev (reg.number No. 3694, 3686, 3678, 3677, 3664, 3691, 3692, 3683, 3687, 3688, 3689, 3670, 3122, 3675, 3695, 3693), deputy inquiries of deputies of the State Duma of Federal Assembly of Russia of V.I. Bessonov, S. P. Obukhov, Rashkin, V. V. Simagin and others (reg.number No. 3265), deputies of the State Duma of Federal Assembly of Russia of Rashkin, S. P. Obukhov, Ya.E. Nilov, A.N. Didenko, A.N. Svintsov, A.V. Ostrovsky, V.P. Peshkov (reg.number No. 3428), don't testify to violation of equality of the

<p>V.I. Bessonov, S.P. Obukhov, V.F. Rashkina, V.A. Simagina and others (reg.number No. 3265), deputies of the State Duma of the Federal Assembly of Russia – Rashkin, S.P. Obukhov, Ya.E.Nilov, A.N.Didenko, A.N.Svintsov, A.V.Ostrovsky, V.P.Peshkov (reg.number No. 3428) about violation of equality of candidates for the President of the Russian Federation at placement of information materials on TV channels "First Channel", "Russia 1", NTV, TV Center and REN TV, and also about the appeal of Council of founders of League of voters (reg.number No. 2597) concerning TV channels "First Channel", "Russia 1" and NTV.</p>	<p>candidates for the President of the Russian Federation at placement of information materials on TV channels "First Channel", "Russia 1", NTV, "TV Center" and REHN of TV, and also to any discrimination concerning their access to a broadcasting time.</p> <p>2. To recognize that the methodical principles of the organization and carrying out monitoring of a federal leader air of department on information to analytical work and carrying out elective campaigns of the Central Committee of the CPRF can't be based on calculation of duration of the broadcasting time devoted to activity of candidates during election campaign, and an assessment of observance of the principle of equality of the registered candidates in view of discrepancy of the specified methodical principles to provisions of the legislation of the Russian Federation of elections.</p> <p>3. To recognize that in the appeal of Council of founders of League of voters there are no facts confirming violations of the order of publishing of activity of candidates in news and information programs on TV channels "First Channel", "Russia 1" and NTV.</p> <p>4. Conclusions about unequal publicizing of activity of the candidates, drawn by applicants, are based on an identification of propaganda and information materials contradicting the Federal law, on the one hand, and ignoring of the broadcasting time which has been guaranteed allocated to the registered candidates for carrying out pre election campaign, including the calculation of time which has been taken away on direct speech the registered candidates, – on another.</p> <p>5. The requirements addressed to Russian Central Election Commission, about taking measures for the TV and radio broadcasting organizations, both state, and non-state, based on the above positions, contradict the article 29 of the Constitution of the Russian Federation and to the article 3 of the Law of the Russian Federation "On mass media", forbidding censorship.</p> <p>6. To address to the TV and radio broadcasting organizations with the offer correct to specify the status of persons (the registered candidates), whose activity is shined, depending on shined action (event).7 . To inform applicants on the above position.</p>
<p>2. About the address of the deputy of the State Duma of the Federal Assembly of Russia of V. G. Solovyev in connection with NTV television channel broadcast on February 14, 2012 programs "The cool zero. Chechnya. War and peace" (reg.number No. 3651).</p>	<p>1. To recognize that in issue in the broadcast channel NTV of the movie "Cool zero. Chechnya. War and peace" aren't revealed facts of a violation of the law the Russian Federation about elections.2 . To send the corresponding answer to the applicant.</p>
<p>3. About the address of the deputy of the State Duma of Federal Assembly of Russia of V.G. Solovyev (reg.number No. 3668) and complaint of the authorized representative of Political party "Communist Party of the Russian Federation" of V.O. Mishin (reg.number No. 3527), and also about information of Election commission of the Amur region of February 16, 2012 in connection with carrying out joint propaganda actions on channels of the regional state organizations of TV and radio broadcasting.</p>	<p>1. To recognize that the materials presented by the applicants, and the materials of Election commission of Tula region, Election commission of the Amur region contain information on violation by the registered candidate for the President of the Russian Federation V. V. Zhirinovskiy and the registered candidate for the position of the President of the Russian Federation of G.A. Zyuganov of paragraf 9 provisions article 52 of the Federal law "On the Election of the President of the Russian Federation".</p> <p>2. To suggest CEC of Russia to take out the prevention of inadmissibility of a violation of the law of the Russian Federation of elections to the registered candidate for the President of Russian Federation to V. V. Zhirinovskiy .</p> <p>3. Suggest to Central Election Commission of the Russian Federation to take out the prevention of inadmissibility violations of the law of the Russian Federation of elections to the registered candidate for the President of the Russian Federation G.A. Zyuganov.</p>

Chapter 9.

Election funding

9.1. Formation and expenditure of election funds of the candidates

Special election accounts for the formation of election funds opened by 10 candidates? received appropriate permissions from the Central Election Commission of the Russian Federation. All special election accounts were opened in the operational management of Sberbank of Russia from 12 to 22 December 2011.

The Federal Law of January 10, 2003 № 19-FZ “On the Election of the President of the Russian Federation” (hereinafter referred to Chapter 9 – Federal Law) was not changed in the financing of election campaigns of candidates. As on similar elections in 2008, every candidate for the post of the President of the Russian Federation during the election campaign in 2012 had the right to spend no more than 400 million rubles from his election fund.

In accordance with Article 58 of the Federal Law of the candidate's election fund forms from the following sources:

candidate's own funds (totally no more than 40 million rubles);

funds allocated to a candidate of his political party (totally no more than 200 million rubles);

voluntary donations of citizens and legal entities (totally no more than 6 million rubles and 28 million rubles, respectively, for each citizen, legal person).

Information on the receipt and expenditure of election funds of candidates is performed in Appendix 1 to Chapter 9.

During the election campaign of special election accounts of candidates received funds total of more than 1.5 billion rubles. Information on the flow of funds to the election funds of candidates is presented in Table 9.1.

During the election of the President of the Russian Federation in 2008 the income to the election funds of candidates was more than 3 times lower and included 423.9 million rubles, and the conduct of similar election in 2004 the total revenue amounted to 287.7 million rubles.

The total amount of funds received by the election funds of the candidates for the election of the

Table 9.1

Contributions to the campaign funds

Candidate	Received to the electoral fund, rubles	Share of total proceeds to the election funds, %
Zhirinovskiy Vladimir Volfovich	245 963 958,38	15,85
Zyuganov Gennady Andreyevich	275 463 817,82	17,75
Mironov Sergey Mikhailovich	136 916 032,59	8,82
Prokhorov Mikhail Dmitrievich	400 000 020,01	25,77
Putin Vladimir Vladimirovich	434 282 756,02	27,98
Mezentsev Dmitriy Fedorovich	12 010 000,00	0,77
Peunova Svetlana Mikhailovna	2 250 135,65	0,14
Khamiyev Rinat Zaynullovich	500 000,00	0,03
Cherepkov Viktor Ivanovich	500 000,00	0,03
Yavlinsky Grigoriy Alekseevich	44 414 550,00	2,86
Total in 2012	1 552 301 270,47	100,00
<i>Total in 2008</i>	<i>423 929 670,80</i>	
<i>Total in 2004</i>	<i>287 851 702,00</i>	
<i>Total in 2000</i>	<i>154 706 893,00</i>	

Table 9.2

Own funds of candidates

Candidate	Own funds of candidates, rubles	Share of own funds, %	
		in election fund	in the total amount of own funds
Zhirinovskiy Vladimir Volfovich	40 000 000,00	16,26	49,04
Zyuganov Gennady Andreyevich	0,00	0,00	0,00
Mironov Sergey Mikhailovich	0,00	0,00	0,00
Prokhorov Mikhail Dmitrievich	40 000 000,00	10,00	49,04
Putin Vladimir Vladimirovich	0,00	0,00	0,00
Mezentsev Dmitriy Fedorovich	0,00	0,00	0,00
Peunova Svetlana Mikhailovna	364 000,00	16,18	0,45
Khamiyev Rinat Zaynullovich	500 000,00	100,00	0,61
Cherepkov Viktor Ivanovich	500 000,00	100,00	0,61
Yavlinsky Grigoriy Alekseevich	200 000,00	0,45	0,25
Total in 2012	81 564 000,00	5,25	100,00
<i>Total in 2008</i>	<i>850 000,00</i>	<i>0,20</i>	
<i>Total in 2004</i>	<i>1 937 711,00</i>	<i>0,67</i>	
<i>Total in 2000</i>	<i>803 510,00</i>	<i>0,52</i>	

Russian President in 2004*, exceeded 15 percent higher than the allowable limit of federal law means the amount of expenses of one candidate, and in 2008, only 6 percent.

The biggest in size of filling (without excluding refunds from the election fund) had election fund of registered candidate V.V. Putin (434.3 million rubles), the smallest – of candidate S.M. Mironov (136.9 million). Among the non-registered candidates most funds stepped into the election fund of a candidate G.A. Yavlinsky – 44.4 million rubles.

Own funds in a special account of electoral were made only by six candidates in total amount of 81.6 million rubles, which is the total amount of cash flows in the election of candidates amounted to 5.25 percent (Table 9.2).

Registered candidates V.V. Zhirinovskiy and M.D. Prokhorov listed to their election funds of 40 million rubles, the share of which in total revenues belonging to them funds amounted to 16.26 per cent and 10 percent respectively. From unregistered candidate S.M. Peunova there were received own funds

in the amount of 0.36 million rubles (16.18%), G.A. Yavlinsky – 0.2 million rubles (0.45%). The election funds of unregistered candidates R.Z. Khamiyev and V.I. Cherepkov were fully formed at their own expense, their special election accounts received by 0.5 million rubles (100%).

The main source of funds of the election funds of candidates V.V. Zhirinovskiy, G.A. Zyuganov and S.M. Mironov were average properties marked by political parties of their nomination, – respectively 194 million rubles (78.86%), 199.5 million rubles (72.42%), 109.1 million rubles (79.69%). Candidate's election fund of G.A. Yavlinsky was formed only of 99.52 per cent of these funds – 44.2 million rubles. In general, from the political parties, nominated candidates, the election funds received 746.8 million rubles, or 48.11 percent of the total income of the electoral funds.

Political party “Liberal-democratic Party of Russia”, Political party “Communist Party of the Russian Federation,” all-Russia Political party “UNITED RUSSIA” and Political party “Russian United Democratic Party “YABLOKO”, nominated candidates V.V. Zhirinovskiy, G.A. Zyuganov, V.V. Putin and G.A. Yavlinsky, listed in their election funds 194, 199.5, 200 and 44.2 million rubles respectively. At G.A. Yavlinsky the share of these funds in the election

* In 2004, the current edition of the Federal Law on the maximum amount of all expenses of the candidate of his election fund of funds could not exceed 250 million rubles.

Table 9.3

The funds allocated to the candidate by a political party of his nomination

Candidate	The amount of funds allocated to candidate by a political party that nominated him, rubles	The share of funds allocated to the candidate by a political party that nominated him, %	
		in electoral fund	in the total amount of funds allocated to the candidate by a political party that nominated him
Zhirinovskiy Vladimir Volfovich	193 963 948,38	78,86	25,97
Zyuganov Gennady Andreyevich	199 487 635,70	72,42	26,71
Mironov Sergey Mikhailovich	109 114 122,59	79,69	14,61
Prokhorov Mikhail Dmitrievich	0,00	0,00	0,00
Putin Vladimir Vladimirovich	200 000 000,00	46,05	26,78
Mezentsev Dmitriy Fedorovich	0,00	0,00	0,00
Peunova Svetlana Mikhailovna	0,00	0,00	0,00
Khamiyev Rinat Zaynullovich	0,00	0,00	0,00
Cherepkov Viktor Ivanovich	0,00	0,00	0,00
Yavlinsky Grigoriy Alekseevich	44 200 000,00	99,52	5,92
Total in 2012	746 765 706,67	48,11	100,00
<i>Total in 2008</i>	<i>293 879 600,00</i>	<i>69,32</i>	
<i>Total in 2004</i>	<i>40 360 400,00</i>	<i>14,02</i>	
<i>Total in 2000</i>	<i>6 150 000,00</i>	<i>3,98</i>	

fund amounted 99.52 percent, at S.M. Mironov – 79.69, at V.V. Zhirinovskiy – 78.86, at G.A. Zyuganov – 72.42 percent.

Compared to similar elections in 2008 this share declined to 1.4 times, and compared with the election in 2004 – has increased by 3.5 times (Table 9.3).

Such a source of formation of election funds of candidates, as donations of legal entities, has 23.75 percent of the total sum revenues of campaign funds, or 370.7 million rubles. Compared with the 2008 elections the share of donations from legal persons of election funds of candidates almost was not varied (21.56%), as compared with the election campaign in 2004 fell down by nearly 10 percent.

However, the role of legal persons in the formation of election funds of each candidate individually not amount. Dominant were funds of legal persons in the electoral fund of candidates V.V. Putin – 50.56 percent and D.F. Mesentsev – 49.96 percent. The candidate's M.D. Prokhorov funds received from entities accounted for a quarter of all revenues – 24.20 percent.

Totally the election funds of candidates received donations from 33 entities (Table 9.4). The largest number of legal persons (14) transferred money to

candidate's election fund V.V. Putin, candidates G.A. Yavlinsky, R.Z. Khamiyev and V.I. Cherepkov did not receive any donations from legal entities.

The share of donations from citizens in the election funds of candidates, compared with 2008 increased by 2.5 times (2008 – 8.92%) and amounted to 22.89 percent of the total receipts, or 355,2 million rubles (Table 9.5). The number of citizens who has carried out donation in campaign funds, has increased by 2.1 times (in 2008 – 419 citizens).

According to the number of citizens who have made donations to election funds, the lead candidate is V.V. Putin (618 donations received from 600 people for a total of 14.7 million rubles). The election funds of candidates G.A. Zyuganov, M.D. Prokhorov and S.M. Peunova received the amount of 38, 51 and 168 people, respectively.

During the election campaign it was identified that election funds of six candidates V.V. Zhirinovskiy, G.A. Zyuganov, M.D. Prokhorov, V.V. Putin S.M. Peunova and G.A. Yavlinsky received 36.5 millions, included with various disorders set by Federal Law for the formation of campaign funds. Major violations associated with a list of donations of citizens and entities to whom the law prohibited to make

Table 9.4

Donations from legal persons in campaign funds

Candidate	Amount of donation, total, rubles	Number of legal persons	Share of legal persons donation, %	
			in electoral fund	in total amount of legal persons donation into electoral funds
Zhirinovskiy Vladimir Volfovich	12 000 000,00	1	4,88	3,25
Zyuganov Gennady Andreyevich	9 060 000,00	8	3,29	2,46
Mironov Sergey Mikhailovich	25 000 000,00	1	18,26	6,78
Prokhorov Mikhail Dmitrievich	96 800 000,00	4	24,20	26,25
Putin Vladimir Vladimirovich	219 570 000,00	14	50,56	59,55
Mezentsev Dmitriy Fedorovich	6 000 000,00	4	49,96	1,63
Peunova Svetlana Mikhailovna	300 000,00	1	13,33	0,08
Khamiyev Rinat Zaynullovich	0,00	0	0,00	0,00
Cherepkov Viktor Ivanovich	0,00	0	0,00	0,00
Yavlinsky Grigoriy Alekseevich	0,00	0	0,00	0,00
Total in 2012	370 730 000,00	33	23,75	100,00
<i>Total in 2008</i>	<i>91 405 160,00</i>	<i>23</i>	<i>21,56</i>	
<i>Total in 2004</i>	<i>98 112 670,00</i>	<i>67</i>	<i>34,08</i>	
<i>Total in 2000</i>	<i>124 381 890,00</i>	<i>208</i>	<i>80,40</i>	

Table 9.5

Donations of citizens in the electoral funds

Candidate	Amount of donation, total, rubles	Number of citizens	Share of citizens donation, %	
			in electoral fund	in total amount of citizens donation into electoral funds
Zhirinovskiy Vladimir Volfovich	10,00	1	less 0,01	less 0,01
Zyuganov Gennady Andreyevich	66 916 182,12	38	24,29	18,84
Mironov Sergey Mikhailovich	2 801 910,00	3	2,05	0,79
Prokhorov Mikhail Dmitrievich	263 200 020,01	51	65,80	74,09
Putin Vladimir Vladimirovich	14 712 756,02	600	3,39	4,14
Mezentsev Dmitriy Fedorovich	6 010 000,00	5	50,04	1,69
Peunova Svetlana Mikhailovna	1 586 135,65	168	70,49	0,45
Khamiyev Rinat Zaynullovich	0,00	0	0,00	0,00
Cherepkov Viktor Ivanovich	0,00	0	0,00	0,00
Yavlinsky Grigoriy Alekseevich	14 550,00	16	0,03	less 0,01
Total in 2012	355 241 563,80	882	22,89	100,00
<i>Total in 2008</i>	<i>37 794 910,80</i>	<i>419</i>	<i>8,92</i>	
<i>Total in 2004</i>	<i>147 440 921,00</i>	<i>262</i>	<i>51,22</i>	
<i>Total in 2000</i>	<i>18 571 493,00</i>	<i>1 126</i>	<i>12,00</i>	

donations or to which the required information about themselves was not specified in payment document.

In total, during the election campaign, it was listed in the federal budget illegal donations totaling 210.1 thousand rubles, returned to the donors – 36.3 million rubles (table 9.6).

According to the decision of the candidate V.V. Putin from his election fund there was returned money to donors of funds, flowed in due course. Total return consisted of 806.5 thousand rubles, or about 0.19 percent of the total receipts of his campaign fund.

All candidates almost completely spent the funds created by them electoral funds, the total cost of the election campaign was about 1 499.5 million rubles, or 96.6 percent of the funds received in campaign funds (Table 9.7).

Leaders in spending were the candidates V.V. Putin (399.9 million rubles) and M.D. Prokhorov (388.2 million rubles). Minimum costs were by the candidates R.Z. Khamiyev (80 thousand rubles) and V.I. Cherepkov (113.4 thousand rubles).

The cost structure of election funds shows that the main expenses of candidates are associated with

election campaigning. For this purpose, the candidates spent a total of 1 253.4 million rubles, accounting for 83.59 percent of the total expenditure (Table 9.8).

The main type of campaigning candidates elected the campaigning through organization of broadcasting – 766.6 million rubles, or 51.12 percent of total expenditure. A significant sum candidates have spent on the production and dissemination of printed and audiovisual campaign materials (posters, flyers, billboards, video and audio clips, etc.) – 389.3 million rubles, or 25.96 percent of all costs.

Unconditional preference to campaign through television and radio broadcasting organization was given by candidates V.V. Putin and M.D. Prokhorov. On this kind of campaigning candidates spent 209.0 and 182.3 million rubles, which was 52.26 and 46.97 percent of the cost of their electoral funds, respectively.

Focus on the production and distribution of printed campaign materials was made in election campaign of candidates G.A. Zyuganov and V.V. Putin, sending for this purpose respectively 110.8 and 118.4 million rubles, or 40.65 and 29.61 percent of the total cost of their electoral funds.

Table 9.6

Back donation of campaign funds

Candidate	Returned cash funds from the election funds, rubles	Returned to donors of misconduct donations, rubles	Listed in income budget of misconduct donations, rubles	Returned to the donors of donations received in the prescribed manner, rubles	The share of the return referred to the budget of donations in the total amount of income, %
Zhirinovskiy Vladimir Volfovich	10,00	10,00	0,00	0,00	0,00
Zyuganov Gennady Andreyevich	3 011 846,00	3 010 836,00	1 010,00	0,00	1,09
Mironov Sergey Mikhailovich	0,00	0,00	0,00	0,00	0,00
Prokhorov Mikhail Dmitrievich	20,01	0,00	20,01	0,00	0,00
Putin Vladimir Vladimirovich	34 283 785,01	33 282 391,00	194 894,00	806 500,01	7,89
Mezentsev Dmitriy Fedorovich	0,00	0,00	0,00	0,00	0,00
Peunova Svetlana Mikhailovna	24 100,00	21 100,00	3 000,00	0,00	1,07
Khamiyev Rinat Zaynullovich	420 000,00	0,00	0,00	420 000,00	84,00
Cherepkov Viktor Ivanovich	0,00	0,00	0,00	0,00	0,00
Yavlinsky Grigoriy Alekseevich	11 150,00	0,00	11 150,00	0,00	0,03
Total in 2012	37 330 911,02	36 314 337,00	210 074,01	806 500,01	2,43
<i>Total in 2008</i>	<i>117 095 080,00</i>	<i>1 309 080,00</i>	<i>201 000,00</i>	<i>115 585 000,00</i>	<i>27,62</i>
<i>Total in 2004</i>	<i>13 957 870,00</i>	<i>3 203 580,00</i>	<i>4 290,00</i>	<i>10 750 000,00</i>	<i>4,85</i>
<i>Total in 2000</i>	<i>17 679 313,00</i>	<i>2 566 000,00</i>	<i>83 456,00</i>	<i>15 029 857,00</i>	<i>11,43</i>

Table 9.7

Spending the campaign funds

Candidate	Disbursed funds from the election fund, rubles	Share of total assets expended from the election funds, %
Zhirinovskiy Vladimir Volfovich	245 963 948,38	16,40
Zyuganov Gennady Andreyevich	272 451 971,82	18,17
Mironov Sergey Mikhailovich	136 916 032,59	9,13
Prokhorov Mikhail Dmitrievich	388 192 288,98	25,89
Putin Vladimir Vladimirovich	399 853 821,51	26,66
Mezentsev Dmitriy Fedorovich	12 010 000,00	0,80
Peunova Svetlana Mikhailovna	2 224 966,90	0,15
Khamiyev Rinat Zaynullovich	80 000,00	0,01
Cherepkov Viktor Ivanovich	113 400,00	0,01
Yavlinsky Grigoriy Alekseevich	41 747 645,66	2,78
Total in 2012	1 499 554 075,84	100,00
<i>Total in 2008</i>	<i>263 123 771,54</i>	
<i>Total in 2004</i>	<i>224 426 438,00</i>	
<i>Total in 2000</i>	<i>123 391 108,00</i>	

Table 9.8

The cost structure of the election funds

Spending priorities	Amount, million rubles	Share of total amount, %			
	2012	2012	2008	2004	2000
Financial support of organizational and technical measures for the collection of signatures	84 262 392,46	5,62	0,84	0,66	2,35
The election campaign, only	1 253 421 072,16	83,59	85,94	71,86	76,48
of which:					
through the media, only	781 054 523,86	52,09	49,34	39,89	48,96
including:					
broadcasting organizations	766 587 507,28	51,12	47,04	31,05	32,35
editorial offices of periodicals	14 467 016,58	0,96	2,31	8,84	16,61
periodicals					
production and distribution of printed and other promotional materials	389 341 664,44	25,96	34,05	31,24	26,88
holding public campaign events	83 024 883,86	5,54	2,54	0,73	0,64
Payment of works (services) of information and advisory nature	11 402 877,35	0,76	1,42	0,99	0,11
Payment of other works (services) performed (rendered) legal entities or citizens of the Russian Federation on contracts	122 624 329,43	8,18	11,52	17,04	17,71
Other expenses directly related to the election campaign	27 843 404,44	1,86	0,28	9,45	3,35
Total in 2012	1 499 554 075,84	100,00	100,00	100,00	100,00

The funds allocated for financing campaign through revision of the periodical press publications, at 14.5 million rubles, or 0.96 percent of all expenditures of the funds – almost 2.4 times less than in 2008, and 9, 2 times less than in 2004. This type of campaign has spent more than the other candidates, M.D. Prokhorov – 6.7 million rubles. Candidate V.V. Putin did not hold campaign through periodic publications.

Six candidates – D.F. Mezentsev, S.M. Peunova, M.D. Prokhorov, R.Z. Khamiyev, V.I. Cherepkov, and G.A. Yavlinsky collected the signatures of voters in support of his nomination. For these purposes it was spent 84.3 million rubles, or 5.62 percent of total expenditures.

In accordance with Article 63 of the Federal law after polling day before the submission of the final financial report candidates carried out return of unspent funds to citizens and legal entities that conducted the transfer to their campaign funds, in proportion to their invested funds. The remains unspent funds in special accounts of electoral candidates, M.D. Prokhorov, V.V. Putin, V.I. Cherepkov and G.A. Yavlinsky after their election campaigns amounted to about 15 million rubles, or 1 percent of the sum of funds spent by all candidates. Candidates distributed: V.V. Putin -145.2 thousand rubles, M.D. Prokhorov – 11.8 million rubles, V.I. Cherepkov – 386.6 thousand rubles, G.A. Yavlinsky – 2.7 million rubles.

The effectiveness of the use of election funds of candidates for which carried out the election is given in Table 9.9.

The minimum cost per voter to cast one vote for the candidate V.V. Putin – 8.77 rubles.

Candidates V.V. Zhirinovskiy, G.A. Zyuganov and S.M. Mironov – 55.17, 22.12 and 49.54 rubles respectively. Acquisition cost per voice of voters of the candidate M.D. Prokhorov was maximum and reached 67.84 rubles.

The average cost of candidates for the attraction of a single vote turnout was 20.37 rubles. For comparison: in 2008 and 2004, the expenses of candidates to attract a voter averaged 3.52 and 3.3 rubles, respectively.

All the candidates who opened a special account of the election met the requirements of the federal law on the representation of first and final financial statements.

When checking the final financial report on the receipt and expenditure of election funds of the candidates, it was found that the costs of the campaign are targeted, justified and supported by the primary financial instrument.

9.2. Control and audit service of the Election commissions

In accordance with Article 65 of the Federal Law “On the Election of the President of the Russian Federation” at the Central Election Commission of the Russian Federation and in 83 Election commissions of the subjects of the Russian Federation there were established control and audit services.

During the campaign of elections of the President of the Russian Federation in 2012 the auditing department has decided the following tasks:

Table 9.9

Efficiency of candidates' usage the election funds included on the ballot

Candidate	Disbursed to conduct the election campaign, rubles	Number of votes cast for the candidate	The cost of one vote, rubles
Zhirinovskiy Vladimir Volfovich	245 963 948,38	4 458 103	55,17
Zyuganov Gennady Andreyevich	272 451 971,82	12 318 353	22,12
Mironov Sergey Mikhailovich	136 916 032,59	2 763 935	49,54
Prokhorov Mikhail Dmitrievich	388 192 288,98	5 722 508	67,84
Putin Vladimir Vladimirovich	399 853 821,51	45 602 075	8,77
Total in 2012	1 443 378 063,28	70 864 974	20,37
<i>Total in 2008</i>	<i>259 253 827,48</i>	<i>73 731 116</i>	<i>3,52</i>
<i>Total in 2004</i>	<i>219 236 288,00</i>	<i>66 529 566</i>	<i>3,30</i>
<i>Total in 2000</i>	<i>122 701 660,00</i>	<i>72 955 125</i>	<i>1,68</i>

organization of validating the represented data of candidates on citizenship, criminal records, education, and submitted by the candidates (and their spouses) information about the property, income and its sources;

control over the sources, the correctness of the registration and use of election funds of candidates;

check of the financial reports of candidates;

monitoring the compliance with the candidates the established procedure of manufacturing and disseminating campaign materials;

control over the spending of budget funds allocated to Election commissions for elections.

During the election campaign of the election of the President of the Russian Federation, control and audit services pre-maintained compounds formed during the preparation and conduct of elections of deputies of State Duma of the Federal Assembly of the Russian Federation on the sixth convocation (Appendix 2, 3 to the Chapter 9).

The Control and Audit Service under the CEC of Russia consists of members of the Commission with the right of casting vote (6 persons), workers of

the Officer of Commission (6 persons), as well as leaders and experts of government and institutional structures, including Ministry of Internal Affairs of Russia – 8, Federal Tax Service of Russia – 2, Ministry of Finance of Russia with other sub structures – 4, Federal Service for Financial Markets of Russia and the Federal Financial Monitoring – 4, Sberbank of Russia – 1, Federal Security Service of Russia – 2, Federal Migration Service of Russia – 3, other bodies and organizations – 8.

The number of members of the control and inspection services for the election commissions of the subjects of the Russian Federation includes from 10 (the Karachaevo-Cherkess Republic) to 35 (of the Orel Region) people.

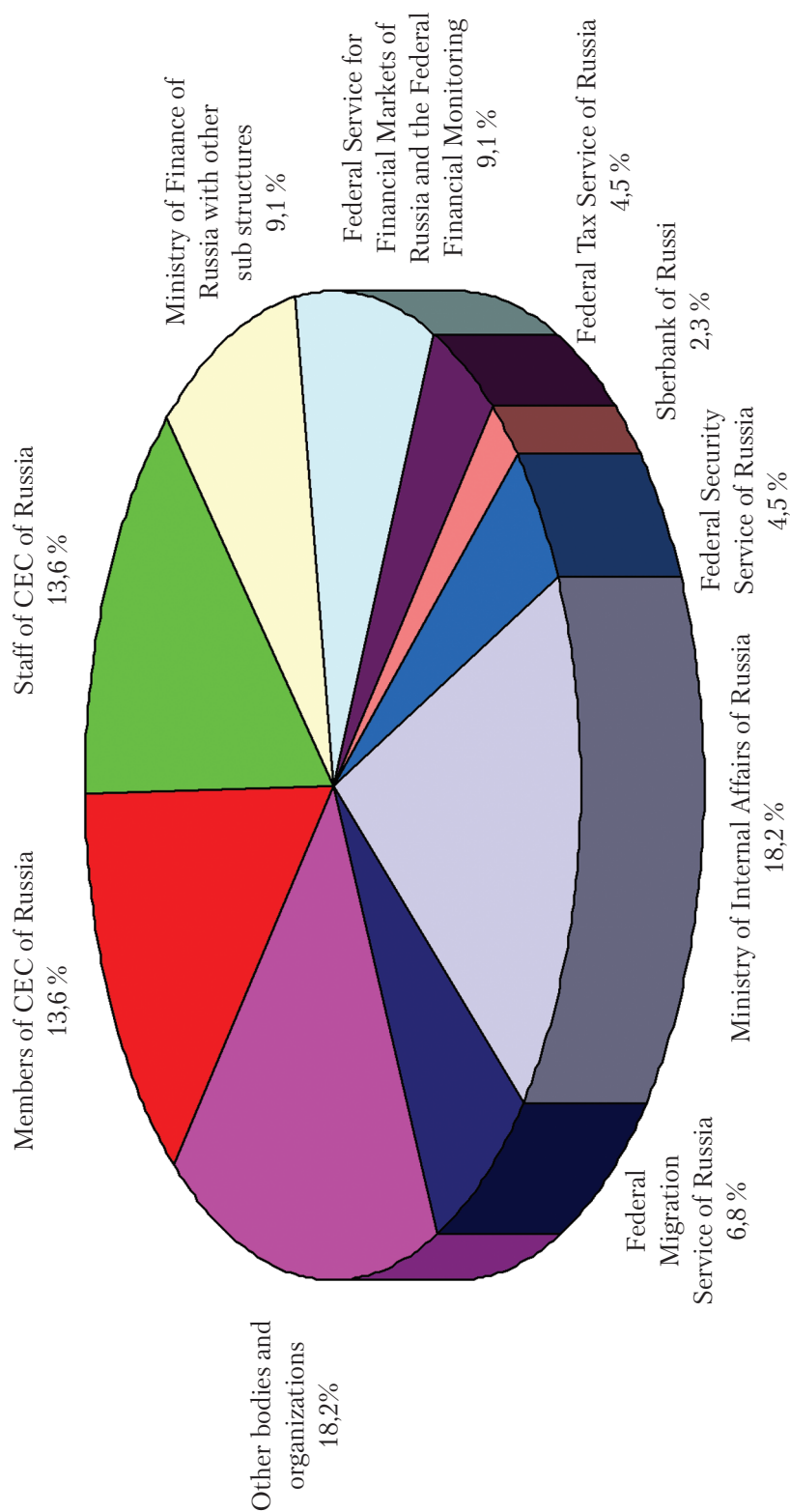
The Control and Audit Services includes 7 deputy heads of federal bodies of executive power and the 109 deputy heads of territorial bodies of federal departments and agencies. The total number of executives and professionals working in the control and audit inspection services during the period of elections of the President of the Russian Federation was about 1.6 thousand people.

Information on the receipt and expenditure of election funds of candidates for the President of the Russian Federation

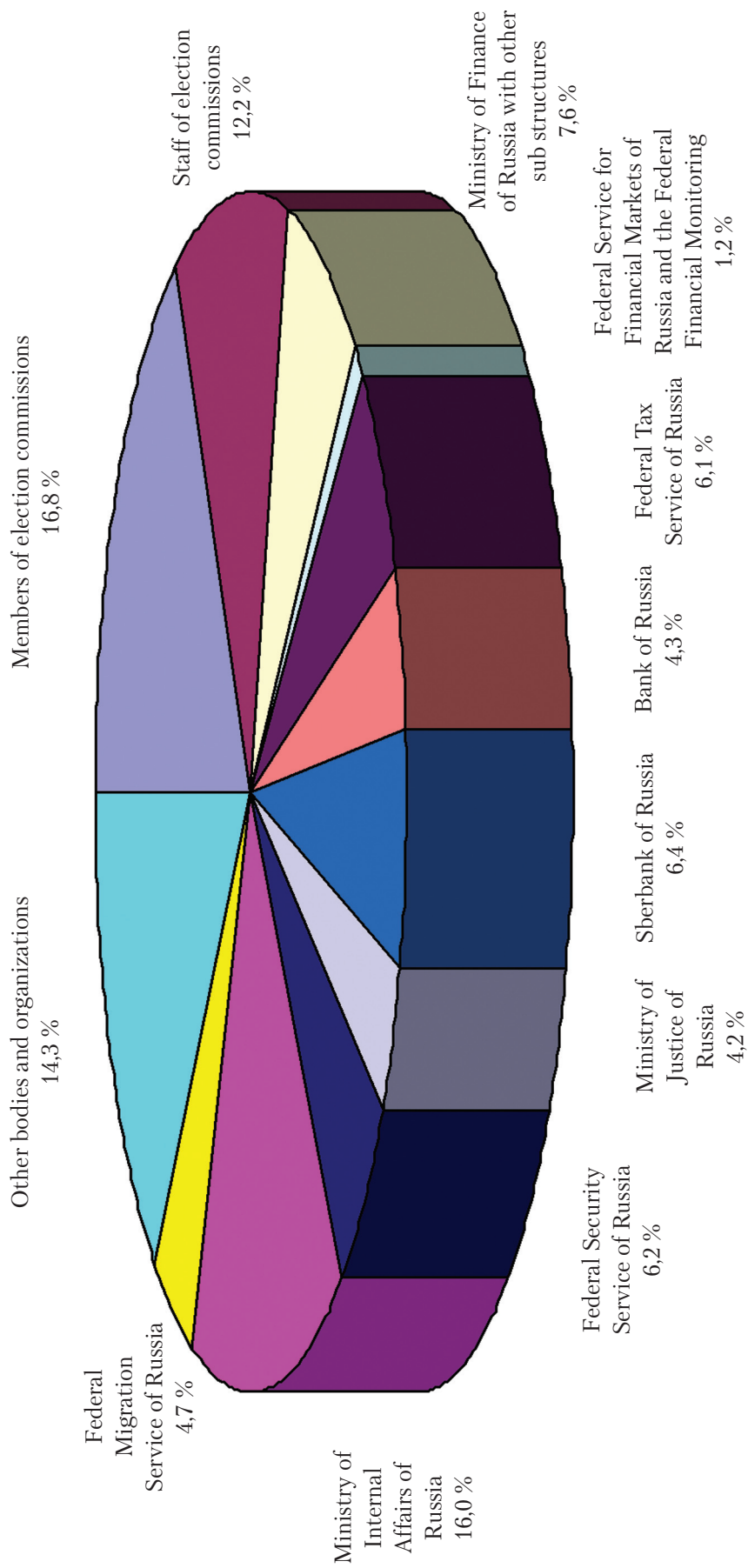
line number	Line of the final financial report	line code	Total, rubles	Zhirinovskiy V.V.	Zyuganov G.A.	Mironov S.M.	Prokhorov M.D.	Putin V.V.	Mezentzen D.F.	Petunova S.M.	Khamiyev R.Z.	Cherepkov V.I.	Yavlinsky V.A.
1	Received funds to the election fund, total	10	1 552 301 270,47	245 963 958,38	275 463 817,82	136 916 032,59	400 000 020,01	434 282 756,02	12 010 000,00	2 250 135,65	500 000,00	500 000,00	44 414 550,00
1.1	Received funds in accordance with established procedure for the formation of the election fund	20	1 515 776 859,46	245 963 948,38	272 451 971,82	136 916 032,59	400 000 000,00	400 805 471,02	12 010 000,00	2 226 035,65	500 000,00	500 000,00	44 403 400,00
1.1.1	Candidate's own funds	30	81 564 000,00	40 000 000,00	0,00	0,00	40 000 000,00	0,00	0,00	364 000,00	500 000,00	500 000,00	200 000,00
1.1.2	The funds allocated to the candidate of the political party which nominated him	40	746 765 706,67	193 963 948,38	199 487 635,70	109 114 122,59	0,00	200 000 000,00	0,00	0,00	0,00	0,00	44 200 000,00
1.1.3	Voluntary donations of citizens	50	354 787 152,79	0,00	66 904 336,12	2 801 910,00	263 200 000,00	14 305 471,02	6 010 000,00	1 562 035,65	0,00	0,00	3 400,00
1.1.4	Voluntary donations of the legal persons	60	332 660 000,00	12 000 000,00	6 060 000,00	25 000 000,00	96 800 000,00	186 500 000,00	6 000 000,00	300 000,00	0,00	0,00	0,00
1.2	Received by the election fund of funds, covered by paragraph 6 of Article. 58 of the Federal Law of 10.01.03, № 19-FZ	70	36 524 411,01	10,00	3 011 846,00	0,00	20,01	33 477 285,00	0,00	24 100,00	0,00	0,00	11 150,00
1.2.1	Candidate's own funds	80	0,00	0,00	0,00	0,00	0,00	0,00	0,00	0,00	0,00	0,00	0,00
1.2.2	The funds allocated to the candidate of the political party which nominated him	90	0,00	0,00	0,00	0,00	0,00	0,00	0,00	0,00	0,00	0,00	0,00
1.2.3	Voluntary donations of citizens	100	454 411,01	10,00	11 846,00	0,00	20,01	407 285,00	0,00	24 100,00	0,00	0,00	11 150,00
1.2.4	Voluntary donations of the legal persons	110	36 070 000,00	0,00	3 000 000,00	0,00	0,00	33 070 000,00	0,00	0,00	0,00	0,00	0,00
2	Returned funds from the election fund, total	120	37 750 911,02	10,00	3 011 846,00	0,00	20,01	34 283 785,01	0,00	24 100,00	420 000,00	0,00	11 150,00
2.1	Transferred to the budget	130	210 074,01	0,00	1 010,00	0,00	20,01	194 894,00	0,00	3 000,00	0,00	0,00	11 150,00
2.2	Returned to the donations of the funds transferred in violation of the established order	140	36 314 337,00	10,00	3 010 836,00	0,00	0,00	33 282 391,00	0,00	21 100,00	0,00	0,00	0,00
2.2.1	Citizens who are prohibited from donating or does not have the required information in the payment document	150	244 337,00	10,00	10 836,00	0,00	0,00	212 391,00	0,00	21 100,00	0,00	0,00	0,00

[illegible]

Composition of the Control and Audit Service under the CEC of Russia



Composition the Control and Audit Service for the election commissions of subjects of the Russian Federation



Chapter 10.

Voting

10.1. Ballot, special sign (brand)

For voting on the election of the President of the Russian Federation on the March 4, 2012 Central Election Commission of the Russian Federation (CEC of Russia) and Russian Federation constituent election commissions according to CEC of Russia regulation dated of December 14, 2011 № 72/580-6 was made 111 072 000 ballots, which include 1 301 400 ballots for polling stations formed outside the Russian Federation. The number of ballots was defined by reference to the number of registered voters according to the article №16 of Federal Law “On general suffrage guarantees and Russia nationals’ right to participate in a referendum” and was no more than 1,5% of the total number.

Ballots for voting on polling stations, formed within the Russian Federation, were made by Russian Federation constituent commissions and for voting on polling stations outside the Russian Federation – by CEC of Russia in quantity set by regulation of CEC of Russia. Ballots were made at the printing enterprises approved as the only performers for placement of ballots fabrication function orders according to the procedure established by the Order from the President of Russian Federation dated of June 20, 2011 № 404-r.

With the resolution “On the questions, connected with production and delivery of ballots for voting at the election of the President of the Russian Federation” dated of August 10, 2011, the CEC of Russia approved the order of production and delivery of ballots for voting at election of the President of Russian Federation, and also the order of monitoring of ballots production and delivery.

According to the CEC of Russia resolution the responsible commissions members with the casting vote right by monitoring of ballots production, delivery and transfer to subordinate election commission were appointed by constituent election commissions.

According to the solution of Election Commissions of Subject of the Russian Federation (ECSPF), ballots were made in two stages: not later than February 12, 2012 for ensuring early voting; not later than February 22, 2012 for ensuring voting in day of voting.

Delivery of the ballots made on the solution of ECSPF, from ECSPF in territorial election commis-

sions and from territorial election commission to Precinct Election commissions was carried out according to the solution of the corresponding ECSPF by the federal state unitary enterprise “General Center of Special Communication” of Federal Communications Agency or election commissions independently.

At acceptance and rejection of ballots at the printing organization, and also their transfer from higher to subordinate election commission there were members of the commissions with the right of decisive and advisory vote, authorized representatives of the registered candidates, authorized representatives on financial questions, representatives of mass media who were beforehand informed on a place and time of these actions.

The election commissions which have placed the order for production of ballots provided their prompt delivery and transfer to subordinate election commissions.

Ballots for voting on the polling stations formed outside the Russian Federation, made by request of CEC of Russia, were transferred on “Gosznak” on February 8, 2012 to a Precinct Election commission created for the management of activity of foreign Precinct Election commissions, and authorized representatives the MIA of Russia. Further the received ballots were deeded to Precinct Election commissions through diplomatic missions or consular establishments of the Russian Federation.

According to point 17 of article 67 of the Federal law “On election of the President of the Russian Federation” in exceptional cases (in case of failure of prompt delivery) on polling stations, educated in the remote or long distance regions, on the vessels being in day of voting in swimming, at polar stations and on the polling stations formed outside the Russian Federation, in the presence of technical means, ballots were made by Precinct Election commissions directly. The decision on independent production of ballots, with the indication of necessary circulation and production term, was accepted by the Precinct Election commission in coordination with a higher territorial election commission. The territorial election commission transferred to the Precinct Election commission the ballot copy on technical communication channels. In the absence of possibility of transfer of the copy the territorial elec-

tion commission transferred on technical communication channels the verbal description of a form coordinated with ECSPF and the ballot text. In total at election of the President of the Russian Federation independently Precinct Election commissions made 40 344 ballots.

According to subparagraph 15 of article 19 and article 67 of the Federal law “On election of the President of the Russian Federation” the CEC of Russia approved with the resolution of October 7, 2011 No. 42/354-6 (with the changes brought by the resolution from January 25, 2012 No. 90/729-6) forms of ballots, including for voting with use a ballot processing complex, and requirements to their production. At election of the President of the Russian Federation a ballot processing complex were used on 5 239 polling stations in 76 subjects of the Russian Federation.

Ballots were printed on paper of white color with a density from 55 to 80 g/m². The size of the ballot came to 210 x 297 mm (A4 format). The ballot for voting with use a ballot processing complex was printed on white paper with a density from 80 to 100 g/m², and its size could come to 210 x 420 mm. The text of the ballot took place only on one side. On ballot perimeter at distance of 5–12 mm from its edges (for a ballot processing complex – 12 mm) the frame of black color was printed to one line. In the ballot the equal parts allocated for each candidate, were divided by a straight line.

All squares for putting down of signs were the identical size and settled down strictly one after another.

All ballots were printed in Russian. According to the decision of election commissions of 10 subjects of the Russian Federation ballots were printed also in a official language of the appropriate republic which is a part of the Russian Federation, and if necessary in languages of the people of the Russian Federation in territories of their compact accommodation (Bashkortostan Republic- Bashkir and Tatar, Buriat Republic – Buryat, Kalmyk Republic – Kalmyk, Komi Republic – Komi, Mari El Republic – Mari mountain and Mari meadow, Tatarstan Republic – Tatar, Tyva Republic – Tuva, Udmurt Republic – Udmurt, Khakass Republic of – Khakass, Chechen Republic). However all text was completely translated into other language only in three republics – Bashkortostan, Buryat and Kalmyk, in other republics were translated only explanations about an order of filling of the ballot that is connected with features of spelling in national language.

According to the CEC of Russia resolution on forms of the ballot and requirements to production by printing the text of the ballot in other language its printing by paint of other color was allowed in coordination with CEC of Russia. For example, texts in the Buryat and Khakass languages were printed in ballots with paint of blue color. Besides, if the text of the bulletin couldn't be placed on the A-4 format, ballot production on a page of 210 x 420 mm in size was allowed.

Each ballot contained an explanation about its filling. For protection of the ballot against a fake on its top side in the right top corner was provided the blank space for placement of a special sign (brand), and also signatures of two members of the Precinct election commission with the right of a casting vote which were assured by the stamp of this commission. On ballots for voting with use a ballot processing complex the special sign (brand) was pasted on the ballot wire side. Ballots without brand (without the pasted brand, with the torn-off brand, with the torn-off part of brand), except for cases of independent production of ballots, admitted ballots of an unspecified form and at counting of votes weren't considered.

The order of production and use of special signs (brands) for voting at election of the President of the Russian Federation was approved by the CEC of Russia resolution dated of August 10, 2011 No. 24/246-6 (with the changes brought by the CEC of Russia resolution dated of January 12, 2012 No. 85/664-6), and their quantity which is strictly corresponding to number of ballots, – by the CEC of Russia resolution dated of December 14, 2011 No. 72/581-6 (with the changes brought by the CEC of Russia resolution dated of January 31 2012 No. 93/747-6). Special signs (brands) were made by the CEC of Russia centrally at the Perm factory “Gosznak” and delivered in all ECSPF in time – till February 9, 2012.

Brands were printed on self-adhesive paper, the size of brand came to 40 x 20 mm. They were made with application of two types of the press and the over laminated protected metalized element, with the micro text in planimetric and direct execution and non-rapport guilloche elements with an iris peal. In regulating attempt the brand left traces on the ballot and collapsed. All brands transferred to Precinct Election commissions in quantity, corresponding to number of ballots, were pasted on them and repaid together with unused ballots at voting. Sheets from which brands were separated, were transferred under

the act together with protocols on voting results to territorial election commission. During election campaign on election of the President of the Russian Federation it wasn't recorded the cases connected with a fake of special signs (brands) or ballots.

After registration of candidates for the President of the Russian Federation by the CEC of Russia resolution dated of January 31, 2012 No. 93/744-6 the ballot text was approved.

In the ballot surnames, names and middle names of the registered candidates for the President of the Russian Federation, and also other data provided by the law were placed in alphabetical order.

Besides, as a result of use of electronic voting complex (EVC) at election of the President of the Russian Federation, by the CEC of Russia resolution dated of February 2, 2012 No. 94/758-6 were approved the form and the text of the electronic voting ballot, which basic data were formed on non-volatile memory cards on complexes of an automation equipment of GAS "Vyborg" by the corresponding territorial election commissions. Further the text of the electronic ballot was loaded into the device of touch vote of EVC which were used on 311 polling stations in 8 subjects of the Russian Federation, and also on 22 polling stations abroad in the German Federal Republic, the Republic of Poland and the city of Baykonur (Kazakhstan Republic).

Responsibility for transfer, receiving and safety of the ballots, special signs (brands) was born by chairmen of the relevant election commissions.

After the end of vote members of the Precinct Election commission with the right of a casting vote, in the presence of persons who have the right to be present at counting of votes, counted, and then repaid, cutting off the left bottom corner, unused ballots with the special signs (brands) pasted on them.

Data on number of the ballots made for voting at election of the President of the Russian Federation, are provided in the Appendix 1 to Chapter 10.

10.2. The absentee ballot

At election of the President of the Russian Federation, for providing of additional possibility of implementation of the suffrages to voters, the CEC of Russia according to point 1 of article 68 of the Federal law "On election of the President of the Russian Federation" the resolution dated of December 8, 2011 No. 68/573-6 made the decision on production of 2 600 000 absentee ballots.

This quantity completely corresponds to quantity of the absentee ballots made for voting on elections of deputies of the State Duma of the Federal Assembly of Russian Federation of the sixth convocation on December 4, 2011 and election of the President of the Russian Federation on March 2, 2008. All absentee ballots were distributed by the same CEC of Russia resolution by quantity, and the order of Chairman of the CEC of Russia dated of December 9, 2011 No. 343-r – and according to numbers in election commissions of subjects of the Russian Federation, the territorial election commissions created for the management of activity of foreign Precinct Election commissions, and also in a reserve of CEC of Russia. According to article 62 of the Federal law "On general suffrage guarantees and Russia nationals' right to participate in a referendum", subparagraph 15 of article 19 and point 1 of article 68 of the Federal law "About election of the President of the Russian Federation", the CEC of Russia resolution dated of May 25, 2011 No. 12/126-6 approved the absentee ballot text for voting on elections of the President of the Russian Federation and a form of the Register of their delivery in territorial election commissions. Considering that absentee ballots are documents of the strict reporting and have uniform numbering in all territory of the country, the CEC of Russia by the above resolution also established extents of protection it from a fake in the form of use of the watermarked paper, special paints, graphic elements of protection and a combination of different types of the press.

Absentee ballots for voting at election of the President of the Russian Federation were made in a form established according to the enclosure 3 to the Federal law "On general suffrage guarantees and Russia nationals' right to participate in a referendum", and unlike an absentee ballot form on election of deputies of the State Duma of the sixth convocation had the detachable coupon taking into account possibility of carrying out repeated voting.

According to the Order of the President of the Russian Federation dated of June 20, 2011 No. 404-rp, all absentee ballots were printed on Federal State Unitary Enterprise "Gosznak" and in due time delivered in election commissions of subjects of the Russian Federation and territorial election commissions at elections abroad which in turn distributed them in subordinate election commissions. Transfer of absentee ballots was carried out under the acts which form was established by the CEC of Russia.

On the basis of point 5 of article 68 of the Federal law “On election of the President of the Russian Federation” absentee ballots were given to voters in territorial election commissions from January 18 to February 12, 2012 (in 45-20 days prior to day of voting), and in Precinct Election commissions from February 13 to March 3, 2012 (in 19 and less days prior to day of vote).

By territorial election commissions it was given out to voters of 187 217 absentee ballots, and by Precinct Election commissions – 1 979 696. Thus, all at election of the President of the Russian Federation 2 166 913 absentee ballots were given out what makes 83,34 percent from number of the made or 1,97 percent from quantity included in electoral registers at the time of the end of voting.

On election of deputies of the State Duma of the sixth convocation voters drew 69,11 % of absentee ballots from quantity made by the CEC of Russia, and at the previous election of the President of the Russian Federation on March 2, 2008 – 75,16 % from quantity made (absentee ballots received respectively 1 796 939 and 1 954 303 voters).

According to point 6 of article 68 of the Federal law “On election of the President of the Russian Federation” voters who at the day of voting had no opportunity to arrive to the room for vote of that polling station where they are included in the electoral register had the right to receive absentee ballots.

The absentee ballot was given to the voter on the basis of the personal statement with the indication of the reason for which it is required. The voter or the representative of the voter under notarially certified power of attorney could receive an absentee ballot personally. In case the voter was on treatment in a stationary medical institution or was held in custody as the suspect or accused, the power of attorney could be also certified by administration of the relevant institution.

According to Order of transfer of absentee ballots to election commissions, the commissions of a referendum and of the accounting of the absentee ballots, the approved by CEC of Russia resolution dated of December 8, 2010 No. 230/1508-5, the CEC of Russia, as well as on election of deputies of the State Duma of the sixth convocation, exercised continuous control of observance of terms and an order of transfer of absentee ballots from higher to subordinate election commissions, and also a course of delivery and use of absentee ballots. Information on quantity and numbers of the absentee ballots which have been

given out in territorial and Precinct Election commissions in established periods (in territorial election commission – for 30, in 20 days prior to day of vote; to Precinct Election commissions – for 10, in 3 days and on the eve of day of vote), it was entered into GAS “Vybory”.

10.3. The absentee voting

Data on quantity and numbers of absentee ballots according to which voters voted, were brought by Precinct Election commissions in a special form which was transferred together with the first copies of protocols and electoral registers to higher territorial election commissions. Further, according to the CEC of Russia resolution dated of March 1, 2012 No. 109/883-6 “On modification of the transfer order of absentee ballots to election commissions, the commissions of a referendum and the accounting of absentee ballots”, territorial election commissions in time no later than 15 days from the date of official publication of results of elections brought data on numbers of absentee ballots according to which voters voted at election of the President of the Russian Federation, in GAS “Vybory”.

On absentee ballots at election of the President of the Russian Federation voted as a whole 1 600 046 voters that makes 73,84 % from drawn them or 2,23 % from number of the voters who have taken part in voting.

These indicators are approximately at the same level, as by number of the voters who have voted on absentee ballots on election of deputies of the State Duma of the sixth convocation on December 4, 2011 (70,00 % – from quantity drawn them and 1,91 % – from quantity taken part in voting) and at election of the President of the Russian Federation on March 2, 2008 (67,52 % – from quantity drawn them and 1,76 % – from quantity taken part in vote).

The greatest number of the voters who have voted on absentee ballots, – in the Moscow City and St. Petersburg City, Krasnodar Territory, Nizhny Novgorod Region and Rostov Region.

All unused absentee ballots together with detachable coupons were extinguished by the relevant election commissions for the third day after official publication of the general results of election of the President of the Russian Federation.

Data on movement of absentee ballots and on voting on absentee ballots at election of the President of the Russian Federation are provided on March 4, 2012 in Appendixes 2 and 3 to Chapter 10.

10.4. Early voting

At election of the President of the Russian Federation early voting of voters was carried out in the territory of 44 subjects of the Russian Federation in 671 municipalities.

Early voting was taken on the basis of article 70 of the Federal law "About election of the President of the Russian Federation" in the remote or long distance districts, on the vessels being in day of voting in swimming, at polar stations. The list of such districts, according to the subparagraph "a" point 4 of article 18 of the Federal law "On general suffrage guarantees and Russia nationals' right to participate in a referendum", is defined by laws of subjects of the Russian Federation.

For the aid to election commissions in the organization of early voting on federal elections in the remote or long distance districts the CEC of Russia prepared special recommendations (partial record of CEC of Russia session of May 5, 2011 No. 9-1-6) in which features of the organization of such voting, including features of formation of polling stations, drawing up electoral registers, informing of voters, deliveries of selective documentation and protocols on voting results are reflected.

Election commissions of subjects of the Russian Federation according to the address of subordinate territorial election commissions made the decision on permission of carrying out early voting in time not earlier than before 15 days about day of voting (not earlier than February 17, 2012), with the indication of concrete days or the period of its carrying out, and also the list of polling stations on which it is planned to take such voting. It was thus carried out as early voting for all voters of the polling station in the order established by article 69 of the specified Federal law (indoors for voting), and early voting of separate groups of the voters being in much of remote from rooms for voting places, transport connection with which is absent or is complicated (beacons, meteorological stations, hydro posts, etc.) – reindeer breeders, builders of highways, of gas pipeline, drillers, geologists, gold miners, suppliers of the wood, hunters, fishermen, workers of reserves, etc. Voting for all voters of the polling station was taken within one day, and separate groups of voters – within several days in the order established by points 3-9 of article 70 of the specified Federal law.

For carrying out early voting of separate groups of voters the portable ballot-boxes which quantity was established by the decision of directly higher

election commission were used. For ensuring such voting, in connection with the big extent and complexity of routes, election commissions different types of transport of high possibility were used: helicopters, all-terrain vehicles, aero courses, snowmobiles, snow and swamp-going vehicles, tractors, cars, etc. Members of Precinct Election commissions reached a number of voters a cartage, on skis and even on foot (Buriat Republic, Komi Republic, Tyva Republic, Perm Territory, Arkhangelsk Region). For communication with the voters being in remote or long distance districts, it was generally used satellite or a radio communication.

Voting of all voters of the polling station as a whole was taken on 908 polling stations (including 800 ship polling stations), 42 252 voters took part in it. Vote of 3167 separate groups of voters in the remote or long distance districts was provided by 1232 Precinct Election commissions, and 197 317 voters there voted.

The greatest number of voters from number taken part in elections voted ahead of schedule in the Nenets Autonomous Area (16,73 %), the Yamalo-Nenetski Autonomous Area (9,86%), Chukot Autonomous Area (6,16%), Komi Republic (4,78%) and in the Tyva Republic (3,63 %).

In total at election of the President of the Russian Federation in 2012 239 569 voters voted ahead of shedule, that's 0,33 % from number of the voters who have taken part in elections, including according to the decision of the CEC of Russia of 83 606 voters on a number of the polling stations formed outside the Russian Federation (see section 10.7). For comparison: at election of the President of the Russian Federation on March 2, 2008 188 421 voters voted ahead of shedule, that's 0,25 percent from number of the voters who have taken part in elections.

Data on carrying out early voting of voters at election of the President of the Russian Federation are provided in the Appendix 4 to Chapter 10.

10.5. Voting outside the voting premises in the day of voting`

According to article 71 of the Federal law "On election of the President of the Russian Federation" the Precinct Election commission is obliged to provide possibility of participation in voting to voters who have the right to be included or are included in the electoral register on this polling station, but can't for good reasons (on a state of health, disability) independently to arrive to the room for voting.

Voting outside the voting premises (except for the cases provided by article 70 of the Federal law “About election of the President of the Russian Federation”) is carried out only in day of voting on the basis of the written statement (the oral address) voter (including transferred with assistance of other persons) about granting opportunity to it to vote outside the voting premises. The specified application (address) can be submitted (is made) by voter at any time after Precinct Election commission formation, but not later than six hours before the termination of time of voting. The Precinct Election commission registers all statements (addresses) in the special register which upon termination of voting is stored together with the list of voters. If the address is transferred with assistance of other person, in the register the surname, a name, a middle name and a residence of this person also are specified. On the arrival of members of the Precinct Election commission to the voter the address of the voter is confirmed by the written statement.

In the written statement (the oral address) voter about granting opportunity to it to vote outside the voting premises the reason for which the voter can't arrive to the room for voting has to be stated. The statement has to contain a surname, a name and a middle name of the voter, the address of its residence.

Precinct Election commissions had necessary quantity of the portable ballot-boxes intended for carrying out voting outside the voting premises. The quantity of such boxes was defined by solutions of the corresponding territorial election commissions. Thus the maximum quantity used in day of voting of portable ballot-boxes out of the room for voting on one polling station depending on number of the voters registered in the territory of the polling station, makes:

- 1) to 501 voters – 1 portable ballot-box;
- 2) from 501 to 1001 voters – 2 portable ballot-boxes;
- 3) more than 1000 voters – 3 portable ballot-boxes.

Upon termination of voting outside the voting premises by the Precinct Election commission the statement in which the number of the ballots issued to members of the Precinct Election commission with the right of a casting vote was specified, taking voting outside the voting premises, number of written statements of voters about granting opportunity to them to vote outside the voting premises, number given out to voters and returned (unused, spoiled by voters) ballots, and also data on members of the Precinct

Election commission with the right of the casting vote, taking vote outside the voting premises, about members of the Precinct Election commission with the right of an advisory vote and about the observers who were present at carrying out voting outside the voting premises for vote with use of each portable ballot-box was drawn up.

At election of the President of the Russian Federation out of rooms for voting 5 901 833 voters voted that made 8,22 percent from number of the voters who have taken part in elections.

The greatest part of the voters who have voted outside the voting premises, – in Tambov Region (19,83%), Tula Region (18,01%) and Voronezh Region (16,35%), the smallest – in the Chechen Republic (0,88%), the Yamalo-Nenetski Autonomous Area (1,60%) and the Baikonur City (1,66% from number of the voters who have taken part in election). It should be noted that vote of voters outside the voting premises in day of voting in the Baikonur City was taken for the first time with use of figurative devices of a complex for electronic voting.

For comparison: at election of the President of the Russian Federation in 2008 out of the room for vote voted 5 599 055 voters, or 7,48 % from number of the voters who have taken part in elections.

According to Russian Federation constituent election commissions, at election of the President of the Russian Federation on March 4, 2012 in 83 subjects of the Russian Federation voted 5 375 445 voters being disabled people that is 633 000 more, than at election of the State Duma of Federal Assembly of Russia of the sixth convocation on December 4, 2011, and only 4,8% from them voted indoors for vote. Increase of activity of this category of voters was promoted by realization of the package of measures, the electoral rights of citizens of the Russian Federation being disabled people directed on providing, during preparation and carrying out federal elections in 2011 and 2012.

Data on voting outside the voting premises in day of voting on elections of the President of the Russian Federation in 2008 and 2012 are provided in the Appendix 5 to Chapter 10.

10.6. Voter turnout

71 780 800 voters, or 65,34 % from number included in lists on polling stations, including inside the Russian Federation – 71 327 872 voters, beyond its limits of 452 928 voters on March 4, 2012 participated in election of the President of the Russian

Federation. In 2008 the number of the voters participating in election of the President of the Russian Federation, came to 74 849 264 that is 3 068 464 voters more, than in 2012.

In five subjects of the Russian Federation the appearance exceeded 90 % (pic. 10.1), in 16 made from 70 to 90 %, in 43 – from 60 to 70 % and in 19 – from the minimum value 53,10 to 60 %. The voter turnout in the Baikonur City came to 70,40 %, and in the territories located outside the Russian Federation (except for the Baikonur City), – 96,22%.

The maximum voter turnout is recorded in the Chechen Republic – 99,61 %, the Yamalo-Nenetski Autonomous Area – 93,43 % and the Tyva Republic – 92,63 %, the smallest appearance was in the Vladimir region-53,10%, Perm Territory – 55,11% and the Karelian Republic – 55,40 %.

In comparison with 2008 the voter turnout decreased by 4,47%. Data on participation of voters in Presidential election of 1996-2012 are given in picture 10.2. Comparative data on activity of voters in subjects of the Russian Federation at election of the President of the Russian Federation in 2008 and 2012 are provided in the 6 enclosure to chapter 10.

In 22 subjects of the Russian Federation growth of activity of voters in the range from 0,14% (Primorski Territory) to 11,95% (Tyva Republic) is noticed. In other subjects of the Russian Federation activity decreased (most in the Omsk region – on 21,46 %) (pic. 10.3).

Data on participation of voters in elections as of 10, 12, 15 and 18 hours are local time provided in the enclosure 7 to chapter 10.

Data on number of the voters who have participated in election of the President of the Russian Federation in 2012, on federal districts of the Russian Federation and in comparison with 2008 are displayed in pictures 10.4, 10.5.

10.7. Voting on the polling stations, formed outside the Russian Federation

By data the MFA of Russia, for January 1, 2012 outside the Russian Federation 1 794 454 Russian voters were registered. According to point 6 of article 25 of the Federal law “On election of the President of the Russian Federation” polling stations for carrying out voting and the counting of votes, being in day of voting outside the Russian Federation, were formed by heads of diplomatic missions or consular establish-

ments of the Russian Federation in the territory of the country of voters stay.

In only 147 countries 385 polling stations were formed (including 7 polling stations in the Baikonur City, the Kazakhstan Republic), 31 polling stations were formed of them through the Ministry of Defense of the Russian Federation, 5 – through Russian Federal Border Service. In comparison with election of deputies of the State Duma of Federal Assembly of Russia of the sixth convocation the number of polling stations increased on 9, and in comparison with election of the President of the Russian Federation in 2008 – on 21 (the enclosure 8 to chapter 10).

Voting was taken in the territory of 157 countries as 10 foreign establishments of the Russian Federation organized early voting out of the room for voting in the territory of those countries where there are no diplomatic missions and consular establishments of the Russian Federation.

The management of activity of the Precinct Election commissions created on polling stations, educated abroad, at election of the President of the Russian Federation two territorial election commissions carried out:

Territorial election commission at elections abroad as a part of nine members of the commission with the right of a casting vote, including representatives of all parliamentary parties;

Territorial election commission of the Baikonur City (Kazakhstan Republic).

During election campaign the CEC of Russia paid special attention to ensuring knowledge of the Russian voters who are located abroad.

On a website of the CEC of Russia under a banner “the Election of the President of the Russian Federation” was created the special section – “Voting of citizens of Russia outside the Russian Federation”. The information necessary for the Russian citizens for their participation in election of the President of the Russian Federation was published there, including addresses and phones of diplomatic missions and consular establishments of the Russian Federation. In the same place were placed the appropriate training programs for members of Precinct Election commissions,

documents and information materials of territorial election commission at elections abroad and territorial election commission of the Baikonur City. In coordination with the MFA of Russia on websites of diplomatic missions and consular establishments of the Russian Federation, representations of the Rossotrudnichestvo, a number of compatriots’ public

organizations of information messages about polling stations, time and a voting procedure of citizens of the Russian Federation, phones of “hot lines”, the link to a website of the CEC of Russia and its section “Vote of Citizens of Russia outside the Russian Federation” were placed abroad. The materials of the CEC of Russia, the MFA of Russia and Rossotrudnichestvo went not only to diplomatic missions and consular establishments of the Russian Federation, but also to public organizations of compatriots, Russian-speaking and local mass media.

During preparation for election of the President of the Russian Federation the Working group on coordination of the works, educated abroad, continued the activity which was connected with the organization of voting on polling stations. This group was created during carrying out parliamentary elections.

Outside the territory of the Russian Federation were used electronic voting complex (EVC). They equipped 22 polling stations formed in the territory of Germany (11), Poland (4), and also the Baikonur City (7).

In more detail about application of technical means of counting of votes it is told in chapter 15 of the present collection.

In total in election of the President of the Russian Federation outside the Russian Federation, except for the Baikonur City (Kazakhstan Republic), 442 286 voters took part that on 111 874 voters is more, than at election of the President of the Russian Federation in 2008, and on 140 889 voters more, than on election of deputies of the State Duma of Federal Assembly of Russia of the sixth convocation. In the territory of the Baikonur City 10 642 voters participated in election of the President of the Russian Federation, and that is on 1875 voters more, than on election of deputies of the State Duma of Federal Assembly of Russia of the sixth convocation.

On March 4, 2012 95,40% brought in electoral registers participated in election of the President of the Russian Federation outside the Russian Federation. The number of the voters who have participated in election of the President of the Russian Federation, made 25,24% from number of the citizens standing on the consular account outside the Russian Federation, as of January 1, 2012 (in 2008 this indicator was 20,9 %) (the Appendix 9 to Chapter 10).

Outside the Russian Federation on Presidential election early voting was taken in 58 countries.

In total ahead of schedule 83 606 voters voted and that is on 23 271 voters more, than on election of deputies of the State Duma of Federal Assembly of Russia of the sixth convocation.

Electoral preferences of citizens of the Russian Federation who are located abroad in day of voting, are reflected in the table.

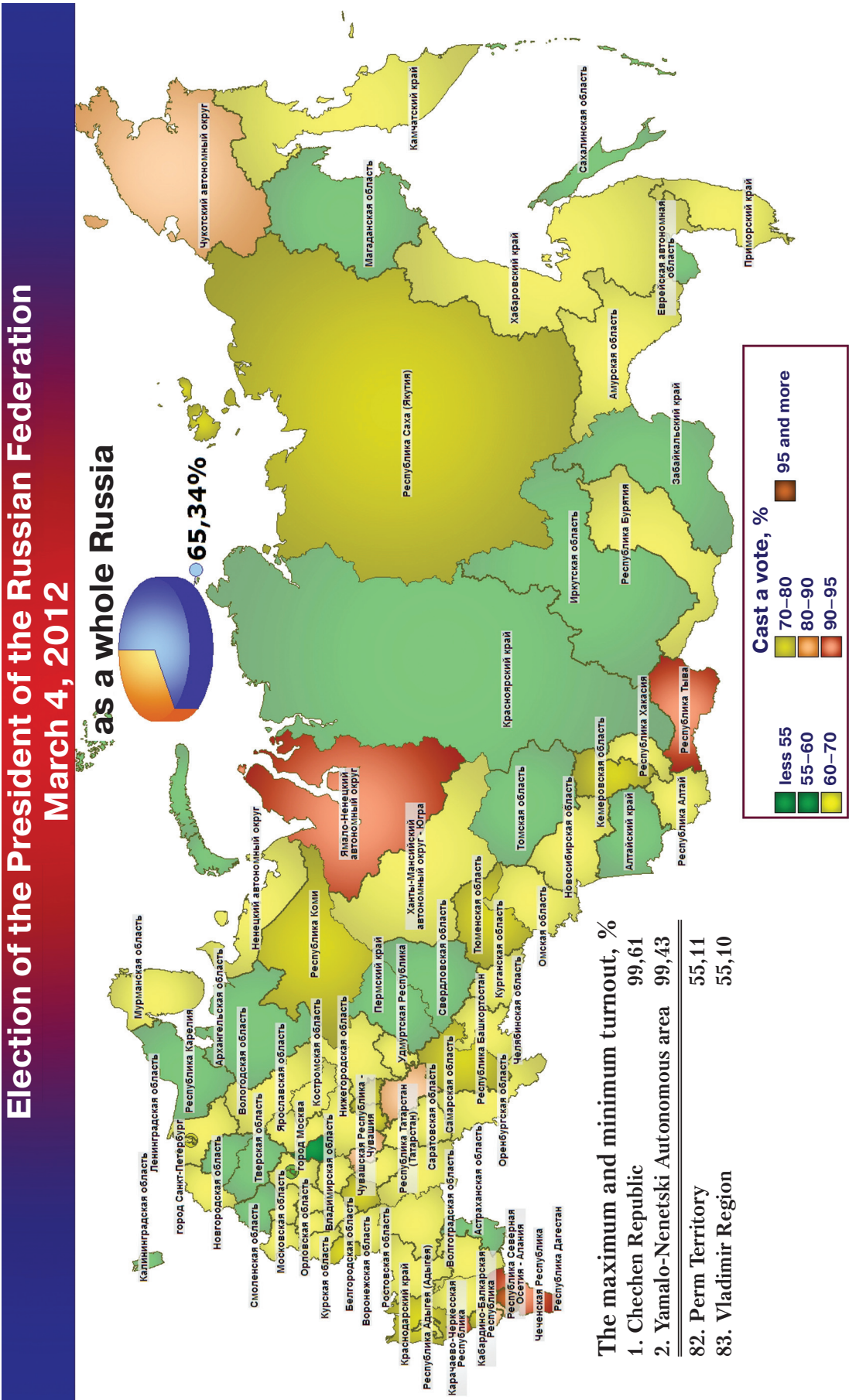
10.8. Processing equipment of rooms for voting

To processing equipment of rooms for voting on polling stations belong booths for secret ballot (or specially equipped places) and ballot boxes.

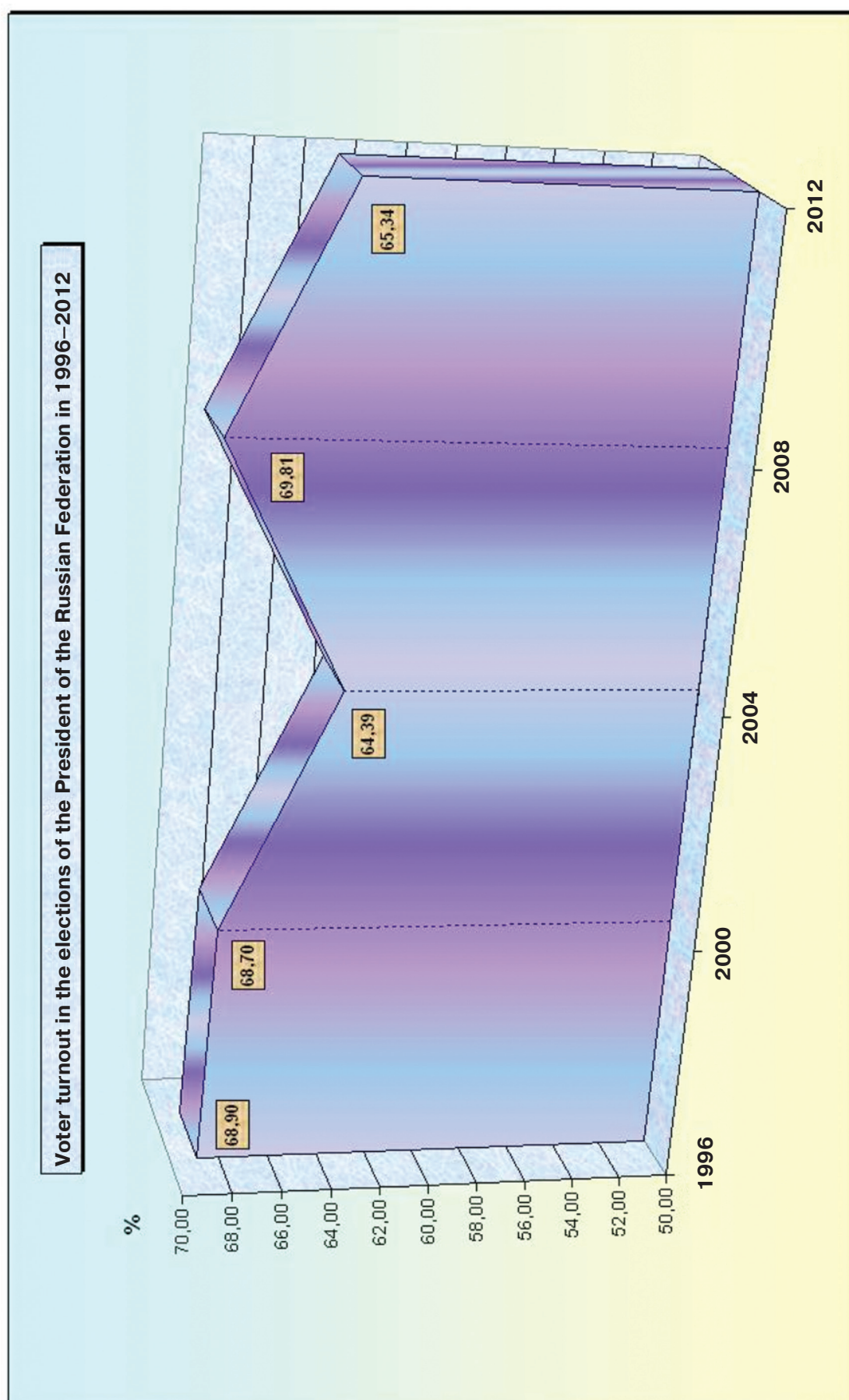
At an election of the president of the Russian Federation standards of processing equipment were applied to the Precinct Election commissions, approved by the CEC of Russia resolution dated of May 28, 2009 No. 162/1152-5 (with the changes brought by the CEC of Russia resolutions from December 15, 2010 No. 231/1513-5 and from August 3, 2011 No. 23/236-6). These standards established concrete requirements both to parameters, and to quantity of booths, stationary and portable ballot boxes on each polling station.

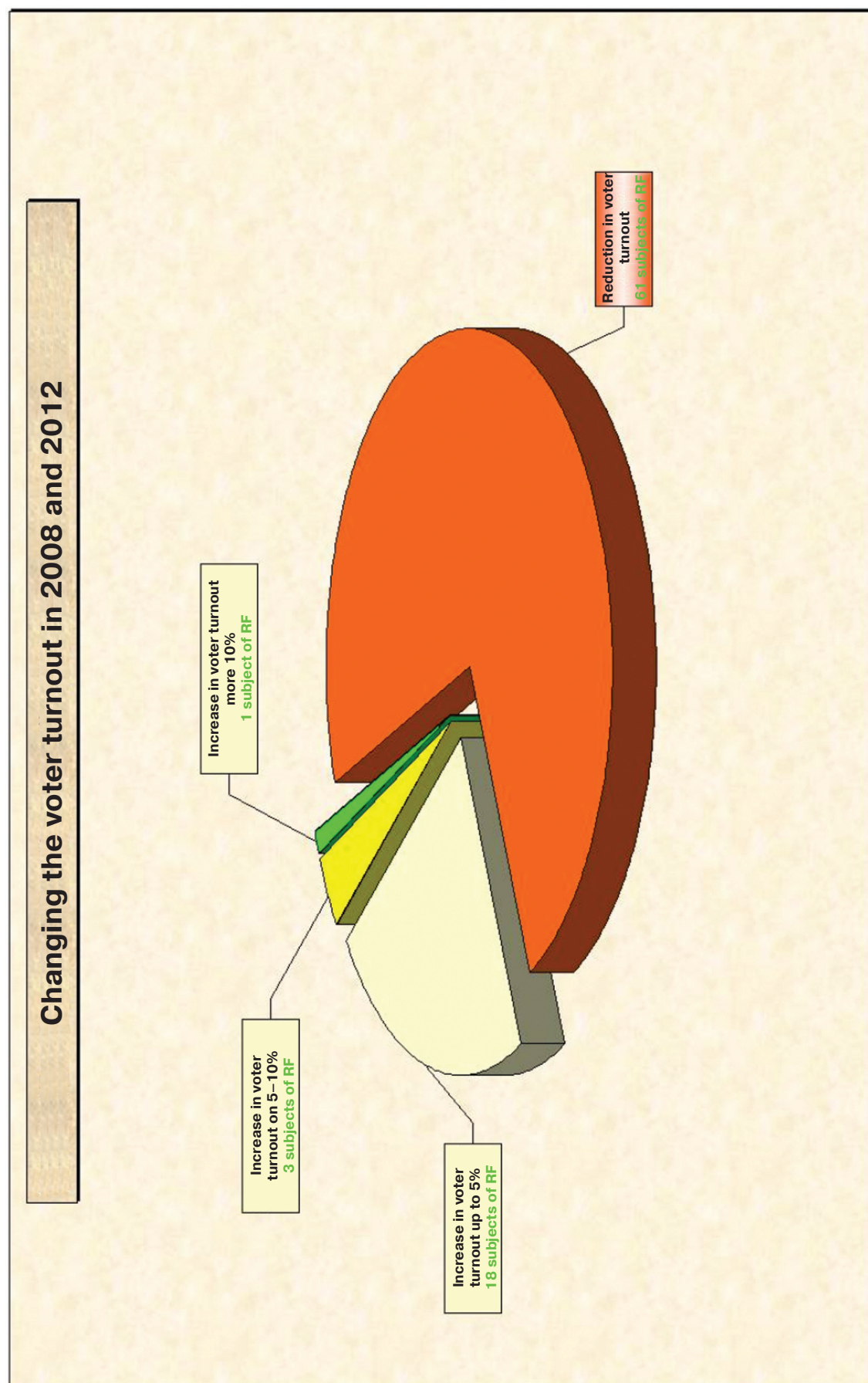
Voting results on polling stations, formed outside the territory of the Russian Federation (including the Baikonur City)

# item	Candidate	Quantity of the votes given for the candidate, %
1	Putin Vladimir Vladimirovich	73,19
2	Prokhorov Mikhail Dmitriyevich	13,41
3	Zyuganov Gennady Andriyovich	7,31
4	Zhirinovskiy Vladimir Volfovich	2,78
5	Mironov Sergey Mikhaylovich	1,99

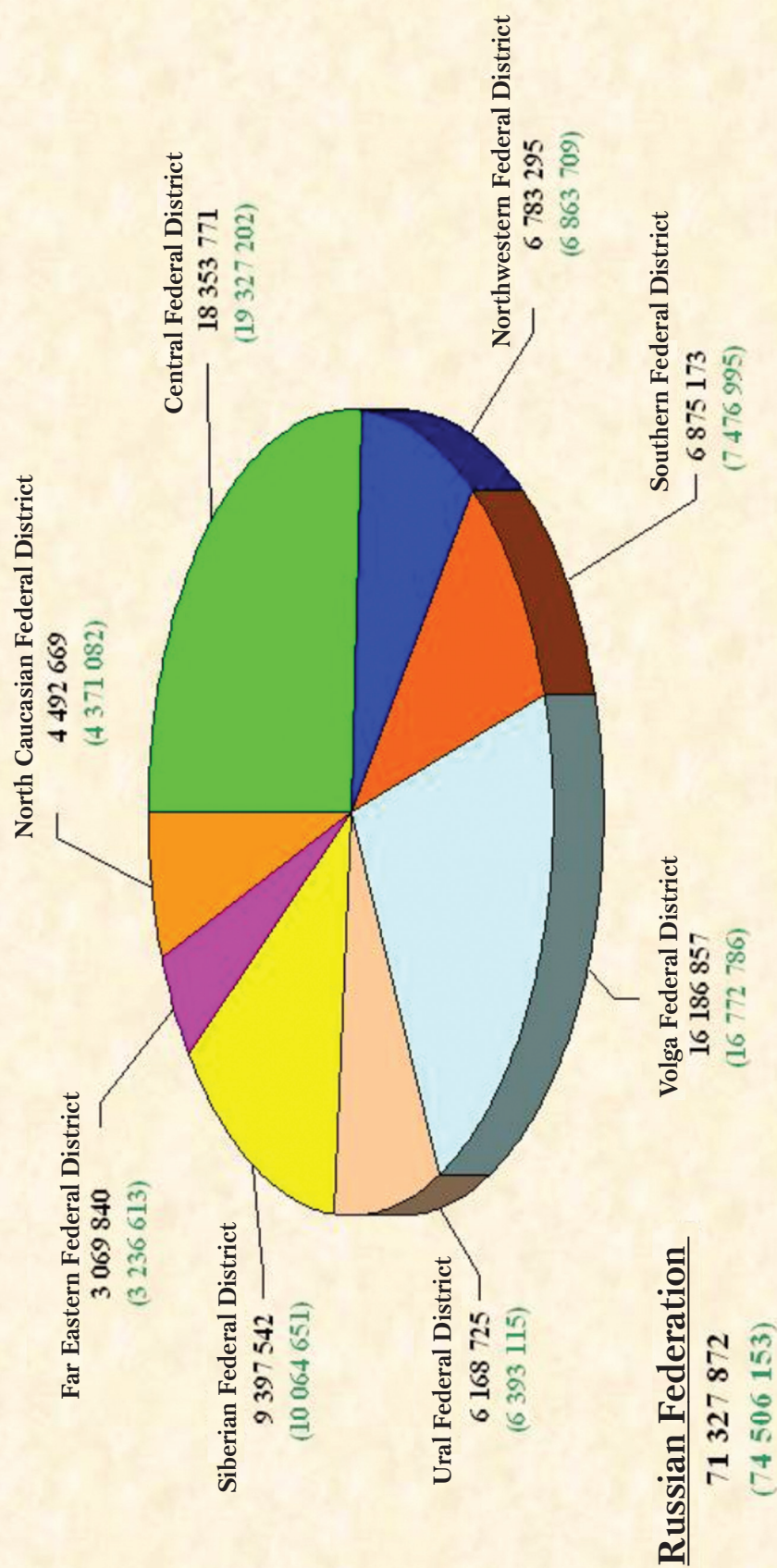


Pic. 10.1

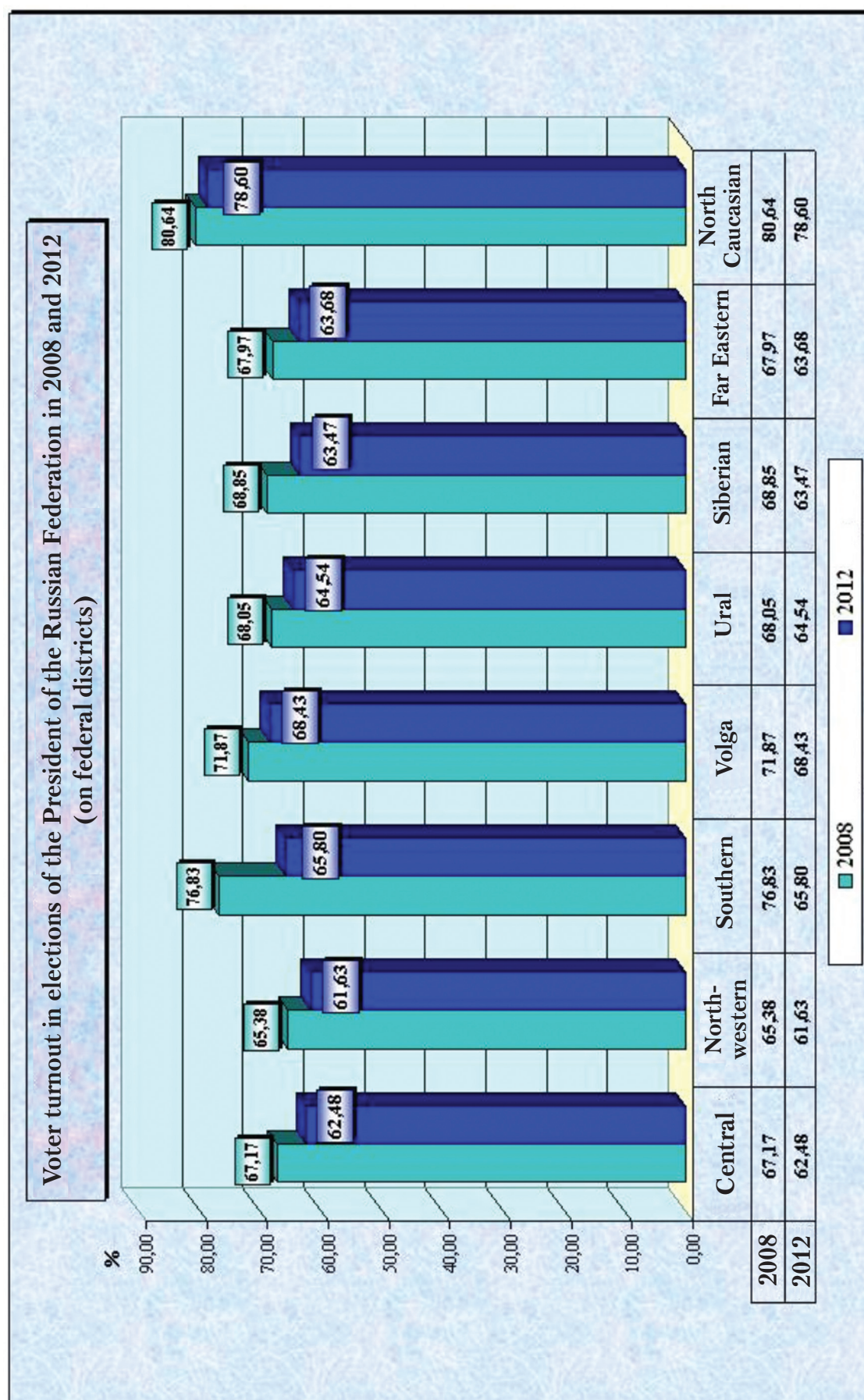
*Pic. 10.2*

*Pic. 10.3*

**Voter turnout in election of the President of the Russian Federation in 2012
on federal districts (compared with 2008)**



Pic. 10.4



Pic. 10.5

During election campaign on an election of the president of the Russian Federation, in connection with proposals of representatives of some political parties and public formations, for strengthening of measures for prevention of chances of use of right breaking technologies at voting, the CEC of Russia made change to the specified resolution regarding requirements to a material for production of stationary ballot boxes (the resolution dated of December 28, 2011 No. 83/643-6). The new norm provided production a wallsides of a stationary ballot box as from translucent (light transmissivity not less than 25% and no more than 40%), and from transparent material (light transmissivity not less than 90%).

Russian Federation constituent election commissions acquired 60 083 stationary ballot boxes, executed of a transparent material, and they equipped 34 613 polling stations that makes about 40 % from their total for voting at an election of the president of the Russian Federation. Transparent boxes for voting completely provided polling stations of the Moscow City and St. Petersburg City, the Leningrad Region, administrative centers of subjects of the Russian Federation, and also 20 large cities.

Acquisition of new processing equipment for polling stations was made Russian Federation con-

stituent election commissions according to requirements of the Federal law “On placement of orders for deliveries of goods, performance of work, rendering services for the state and municipal needs”, within the state orders at the expense of the means of the federal budget allocated for preparation and elections of the President of the Russian Federation.

Russian Central Election Commission, exercising control of equipment by new processing equipment of rooms for voting, considered at the meeting on February 29, 2012 a question of use of transparent stationary ballot boxes at an election of the president of the Russian Federation, having noticed that it is necessary to strengthen information work with participants of election campaign on use of transparent stationary ballot boxes, in particular to explain to voters the need of folding of the ballot the text inside before its lowering in a ballot box for ensuring secret of voting.

Along with new processing equipment at an election of the president of the Russian Federation it was used and already being available processing equipment, which term of operation didn't expire. Full replacement of processing equipment not meeting new requirements will be made for polling stations by election commissions till January 1, 2016.

Appendix 1 to the Chapter 10

**Information on the number of ballots in the election of
the President of the Russian Federation in 2012**

# item	Subject of the Russian Federation	Manufactured in accordance with the resolution of the CEC of Russia	Manufactured by PEC self
1	Adygei Republic	340 200	
2	Altai Republic	151 000	
3	Bashkortostan Republic	3 067 700	
4	Buriat Republic	719 700	
5	Daghestan Republic	1 519 700	
6	Ingush Republic	193 400	
7	Kabardino-Balkarian Republic	531 000	
8	Kalmyk Republic	220 000	
9	Karachaevo-Cherkess Republic	321 900	
10	Karelian Republic	561 800	591
11	Komi Republic	743 100	
12	Mari El Republic	560 200	
13	Mordovian Republic	671 400	
14	Yakutian (Sakha) Republic	608 100	
15	North Ossetian Republic – Alania	514 600	
16	Tatarstan Republic	2 955 300	
17	Tyva Republic	174 900	
18	Udmurt Republic	1 240 600	
19	Khakass Republic	397 700	
20	Chechen Republic	617 900	
21	Chuvash Republic	1 003 800	
22	Altai Territory	1 994 100	
23	Zabaykalsky Territory	816 300	
24	Kamchatka Territory	252 500	5 766
25	Krasnodar Territory	3 897 000	57
26	Krasnoyarsk Territory	2 169 700	
27	Perm Territory	2 132 900	
28	Primorski Territory	1 539 900	8 404
29	Stavropol Territory	1 995 600	
30	Khabarovsk Territory	1 068 100	1 077
31	Amur Region	658 900	
32	Arkhangelsk Region	998 100	1 125
33	Astrakhan Region	774 800	
34	Belgorod Region	1 249 400	
35	Bryansk Region	1 055 600	
36	Vladimir Region	1 227 600	
37	Volgograd Region	1 988 700	
38	Vologda Region	995 800	
39	Voronezh Region	1 943 400	
40	Ivanovo Region	888 600	
41	Irkutsk Region	1 909 400	
42	Kaliningrad Region	764 600	1 414
43	Kaluga Region	820 100	

# item	Subject of the Russian Federation	Manufactured in accordance with the resolution of the CEC of Russia	Manufactured by PEC self
44	Kemerovo Region	2 149 500	
45	Kirov Region	1 146 100	
46	Kostroma Region	572 400	
47	Kurgan Region	778 500	
48	Kursk Region	975 300	
49	Leningrad Region	1 318 700	
50	Lipetsk Region	969 200	
51	Magadan Region	119 900	410
52	Moscow Region	5 632 400	
53	Murmansk Region	686 200	5 557
54	Nizhni Novgorod Region	2 750 200	97
55	Novgorod Region	537 600	
56	Novosibirsk Region	2 152 400	
57	Omsk Region	1 587 800	
58	Orenburg Region	1 675 800	
59	Orel Region	669 000	
60	Penza Region	1 139 800	
61	Pskov Region	591 800	
62	Rostov Region	3 355 600	
63	Ryazan Region	970 500	
64	Samara Region	2 554 000	
65	Saratov Region	2 036 500	
66	Sakhalin Region	398 500	3 657
67	Sverdlovsk Region	3 524 000	
68	Smolensk Region	829 100	
69	Tambov Region	876 000	
70	Tver Region	1 165 600	
71	Tomsk Region	773 600	
72	Tula Region	1 283 100	
73	Tyumen Region	1 067 800	
74	Ulyanovsk Region	1 086 000	
75	Chelyabinsk Region	2 781 100	
76	Yaroslavl Region	1 072 900	
77	Moscow City	7 161 800	
78	Saint-Petersburg City	3 442 200	1 776
79	Jewish Autonomous Region	138 800	
80	Nenets Autonomous area	32 000	
81	Khanty - Mansi Autonomous area – Yugra	1 109 200	
82	Chukot Autonomous area	36 900	
83	Yamalo-Nenetski Autonomous area	367 700	
Total for RF		109 770 600	29 931
Baikonur city		0	0
Outside the territory of Russian Federation		1 301 400	10 413
Total		111 072 000	40 344

Note. At 311 polling stations in 8 subjects of the Russian Federation (Kabardino-Balkarian Republic, Komi Republic, Mari El Republic, Tatarstan Republic, Khakass Republic, Chechen Republic, Murmansk and Tomsk Regions), as well as 22 polling stations in the Federal Republic of Germany, Republic of Poland and the city of Baikonur (Kazakhstan), voting was conducted with the use of the EVC, ie without paper ballots.

Information about the movement of absentee ballots in the election of the President of the Russian Federation in 2012

# item	Subject of the Russian Federation	Election commissions of subjects of the Russian Federation					Territorial election commission					Precinct election commissions				Total for the subject			
		Submitted to the ECSRF	Transferred from the CEC of Russia	Transferred to TEC	Cancelled	Lost	Transferred from the CEC of Russia	Transferred to TEC	Issued to voters	Cancelled	Loss of TEC	Transferred from TEC	Issued to voters	Cancelled	Loss of TEC	Received	Issued	Cancelled	Lost
1	Adygei Republic	3 000	3 000	2 400	600	0	2 400	2 188	94	118	0	2 188	1 591	597	0	3 000	1 685	1 315	0
2	Altai Republic	3 000	3 000	2 960	40	0	2 960	2 762	164	34	0	2 762	1 680	1 082	0	3 000	1 844	1 156	0
3	Bashkortostan Republic	70 000	70 000	70 000	0	0	70 000	61 722	8 127	151	0	61 722	60 594	1 128	0	70 000	68 721	1 279	0
4	Buriat Republic	18 000	18 000	17 999	1	0	17 999	17 220	498	281	0	17 220	12 631	4 589	0	18 000	13 129	4 871	0
5	Daghestan Republic	3 400	3 400	3 094	306	0	3 094	2 491	20	583	0	2 491	513	1 977	0	3 400	533	2 866	0
6	Ingush Republic	1 500	1 500	1 300	200	0	1 300	1 261	24	15	0	1 261	376	885	0	1 500	400	1 100	0
7	Kabardino-Balkarian Republic	2 000	2 000	1 920	80	0	1 920	1 805	101	14	0	1 805	1 268	537	0	2 000	1 369	631	0
8	Kalmyk Republic	8 000	8 000	8 000	0	0	8 000	7 525	383	92	0	7 525	6 771	754	0	8 000	7 154	846	0
9	Karachaevo-Cherkess Republic	1 500	1 500	1 400	100	0	1 400	1 113	26	261	0	1 113	352	761	0	1 500	378	1 122	0
10	Karelian Republic	9 500	9 500	8 815	685	0	8 815	7 907	394	514	0	7 907	5 281	2 626	0	9 500	5 675	3 825	0
11	Komi Republic	25 000	25 000	25 000	0	0	25 000	21 737	2 340	923	0	21 737	18 467	3 270	0	25 000	20 807	4 193	0
12	Mari El Republic	30 000	30 000	30 000	0	0	30 000	28 391	740	869	0	28 391	26 517	1 874	0	30 000	27 257	2 743	0
13	Mordovian Republic	20 000	20 000	19 500	500	0	19 500	18 909	510	81	0	18 909	18 168	741	0	20 000	18 678	1 322	0
14	Yakutian (Sakha) Republic	16 000	16 000	14 950	1 050	0	14 950	13 874	775	301	0	13 874	10 946	2 928	0	16 000	11 721	4 279	0
15	North Ossetian Republic - Alania	15 000	15 000	15 000	0	0	15 000	13 818	1 137	45	0	13 818	12 052	1 766	0	15 000	13 189	1 811	0
16	Tatarstan Republic	55 000	55 000	54 995	5	0	54 995	52 162	1 349	1 484	0	52 162	45 231	6 931	0	55 000	46 580	8 420	0
17	Tyva Republic	2 500	2 500	2 500	0	0	2 500	2 238	153	109	0	2 238	1 806	432	0	2 500	1 959	541	0
18	Udmurt Republic	25 000	25 000	24 975	25	0	24 975	23 730	602	643	0	23 730	20 295	3 435	0	25 000	20 897	4 103	0
19	Khakass Republic	12 000	12 000	10 650	1 350	0	10 650	9 301	823	526	0	9 301	8 176	1 125	0	12 000	8 999	3 001	0
20	Chechen Republic	2 000	2 000	2 000	0	0	2 000	1 516	459	25	0	1 516	906	610	0	2 000	1 365	635	0
21	Chuvash Republic	58 000	58 000	57 985	15	0	57 985	51 994	5 933	58	0	51 994	51 258	732	4	58 000	57 191	805	4
22	Altai Territory	29 000	29 000	25 920	3 080	0	25 920	21 497	1 053	3 370	0	21 497	16 022	5 475	0	29 000	17 075	11 925	0
23	Zabaykalsky Territory	20 000	20 000	19 970	30	0	19 970	18 563	871	536	0	18 563	13 480	5 083	0	20 000	14 351	5 649	0
24	Kamchatka Territory	3 000	3 000	3 000	0	0	3 000	2 415	566	19	0	2 415	1 493	922	0	3 000	2 059	941	0
25	Krasnodar Territory	100 000	100 000	99 600	400	0	99 600	86 293	11 187	2 120	0	86 293	82 109	4 184	0	100 000	93 296	6 704	0
26	Krasnoyarsk Territory	40 000	40 000	40 000	0	0	40 000	35 566	2 018	2 416	0	35 566	26 323	9 243	0	40 000	28 341	11 659	0
27	Perm Territory	40 000	40 000	35 985	4 015	0	35 985	33 688	1 288	1 009	0	33 688	25 452	8 236	0	40 000	26 740	13 260	0
28	Primorski Territory	38 000	38 000	38 000	0	0	38 000	32 652	4 859	489	0	32 652	30 206	2 445	1	38 000	35 065	2 934	1

# item	Subject of the Russian Federation	Election commissions of subjects of the Russian Federation					Territorial election commission					Precinct election commissions				Total for the subject			
		Submitted to the ECSRF	Transferred from the CEC of Russia	Transferred to TEC	Cancelled	Lost	Transferred from the CEC of Russia	Transferred to TEC	Issued to voters	Cancelled	Loss of TEC	Transferred from TEC	Issued to voters	Cancelled	Loss of TEC	Received	Issued	Cancelled	Lost
29	Stavropol Territory	20 000	20 000	19 900	100	0	19 900	18 214	1239	447	0	18 214	15 056	3 158	0	20 000	16 295	3 705	0
30	Khabarovsk Territory	25 000	25 000	24 980	20	0	24 980	23 188	1064	728	0	23 188	20 787	2 401	0	25 000	21 851	3 149	0
31	Amur Region	20 000	20 000	16 340	3 660	0	16 340	13 817	719	1804	0	13 817	8 854	4 963	0	20 000	9 573	10 427	0
32	Arkhangelsk Region	15 000	15 000	15 000	0	0	15 000	14 131	723	146	0	14 131	10 846	3 285	0	15 000	11 569	3 431	0
33	Astrakhan Region	27 000	27 000	23 300	3 700	0	23 300	20 168	738	2 394	0	20 168	9 602	10 566	0	27 000	10 340	16 660	0
34	Belgorod Region	25 000	25 000	25 000	0	0	25 000	24 131	717	152	0	24 131	21 698	2 433	0	25 000	22 415	2 585	0
35	Bryansk Region	29 000	29 000	29 000	0	0	29 000	10 116	18 884	0	0	10 116	10 022	94	0	29 000	28 906	94	0
36	Vladimir Region	25 000	25 000	25 000	0	0	25 000	22 519	1245	1236	0	22 519	15 797	6 722	0	25 000	17 042	7 958	0
37	Vologograd Region	50 000	50 000	50 000	0	0	50 000	45 413	3 641	946	0	45 413	42 209	3 202	2	50 000	45 850	4 148	2
38	Vologda Region	25 000	25 000	23 740	1260	0	23 740	21 059	1442	1239	0	21 059	16 537	4 522	0	25 000	17 979	7 021	0
39	Voronezh Region	46 500	46 500	46 500	0	0	46 500	42 996	3 486	18	0	42 996	42 791	205	0	46 500	46 277	223	0
40	Ivanovo Region	25 000	25 000	24 960	40	0	24 960	21 261	3 542	157	0	21 261	20 642	619	0	25 000	24 184	816	0
41	Irkutsk Region	56 000	56 000	50 450	5 550	0	50 450	44 678	1518	4 254	0	44 678	32 616	12 062	0	56 000	34 134	21 866	0
42	Kaliningrad Region	14 000	14 000	10 340	3 660	0	10 340	9 567	458	315	0	9 567	7 965	1602	0	14 000	8 423	5 577	0
43	Kaluga Region	28 000	28 000	28 000	0	0	28 000	26 266	1551	183	0	26 266	25 343	923	0	28 000	26 894	1 106	0
44	Kemerovo Region	55 000	55 000	55 000	0	0	55 000	49 708	5 258	34	0	49 708	48 140	1568	0	55 000	53 398	1602	0
45	Kirov Region	37 000	37 000	34 220	2 780	0	34 220	30 641	1725	1854	0	30 641	22 992	7 649	0	37 000	24 717	12 283	0
46	Kostroma Region	16 000	16 000	16 000	0	0	16 000	10 552	752	6	4 690	10 552	9 582	970	0	16 000	10 334	976	4690
47	Kurgan Region	21 000	21 000	21 000	0	0	21 000	19 989	1002	9	0	19 989	19 681	308	0	21 000	20 683	317	0
48	Kursk Region	21 000	21 000	21 000	0	0	21 000	18 925	1585	490	0	18 925	16 823	2 100	2	21 000	18 408	2 590	2
49	Leningrad Region	26 500	26 500	26 500	0	0	26 500	24 784	1571	145	0	24 784	22 915	1869	0	26 500	24 486	2 014	0
50	Lipetsk Region	12 500	12 500	12 500	0	0	12 500	11 877	619	4	0	11 877	11 773	104	0	12 500	12 392	108	0
51	Magadan Region	2 000	2 000	2 000	0	0	2 000	1737	198	65	0	1737	883	854	0	2 000	1081	919	0
52	Moscow Region	105 000	105 000	105 000	0	0	105 000	92 450	12 257	293	0	92 450	91 049	1398	3	105 000	103 306	1691	3
53	Murmansk Region	12 000	12 000	10 330	1670	0	10 330	8 088	1565	677	0	8 088	5 986	2 102	0	12 000	7 551	4 449	0
54	Nizhni Novgorod Region	60 000	60 000	59 900	100	0	59 900	57 155	1772	973	0	57 155	51 884	5 266	5	60 000	53 656	6 339	5
55	Novgorod Region	13 000	13 000	12 385	615	0	12 385	11 132	563	690	0	11 132	8 435	2 697	0	13 000	8 998	4 002	0
56	Novosibirsk Region	70 000	70 000	57 800	12 200	0	57 800	50 433	3 658	3 708	1	50 433	45 397	5 035	1	70 000	49 055	20 943	2
57	Omsk Region	40 000	40 000	38 080	1920	0	38 080	34 614	1092	2 374	0	34 614	26 634	7 980	0	40 000	27 726	12 274	0
58	Orenburg Region	19 300	19 300	19 300	0	0	19 300	15 006	4 208	86	0	15 006	14 595	411	0	19 300	18 803	497	0
59	Orel Region	18 000	18 000	16 870	1 130	0	16 870	15 354	670	846	0	15 354	12 017	3 337	0	18 000	12 687	5 313	0
60	Penza Region	23 000	23 000	23 000	0	0	23 000	21 762	642	596	0	21 762	19 762	2 000	0	23 000	20 404	2 596	0

# Item	Subject of the Russian Federation	Submitted to the ECSRР	Избирательные комиссии субъектов Российской Федерации				Territorial election commission					Precinct election commissions					Total for the subject			
			Transferred from the CEC of Russia	Transferred to TEC	Cancelled	Lost	Transferred from the CEC of Russia	Transferred to TEC	Issued to voters	Cancelled	Lost of TEC	Transferred from TEC	Issued to voters	Cancelled	Lost of TEC	Received	Issued	Cancelled	Lost	
61	Pskov Region	13 000	13 000	13 000	0	0	13 000	11748	552	700	0	11748	8 086	3 662	0	13 000	8 638	4 362	0	
62	Rostov Region	90 000	90 000	90 000	0	0	90 000	84 429	4 573	998	0	84 429	77 202	7 227	0	90 000	81775	8 225	0	
63	Ryazan Region	22 000	22 000	22 000	0	0	22 000	20 700	1232	58	10	20 700	19 291	1409	0	22 000	20 523	1467	10	
64	Samara Region	46 000	46 000	42 550	3 450	0	42 550	37 937	3 167	1446	0	37 937	33 349	4 588	0	46 000	36 516	9 484	0	
65	Saratov Region	70 000	70 000	70 000	0	0	70 000	63 690	5 700	610	0	63 690	60 756	2 934	0	70 000	66 456	3 544	0	
66	Sakhalin Region	7 000	7 000	7 000	0	0	7 000	6317	559	124	0	6 317	5 025	1292	0	7 000	5 584	1416	0	
67	Sverdlovsk Region	70 000	70 000	69 070	930	0	69 070	63 399	2 368	3 303	0	63 399	50 837	12 562	0	70 000	53 205	16 795	0	
68	Smolensk Region	17 000	17 000	17 000	0	0	17 000	16171	458	371	0	16 171	14 629	1541	1	17 000	15 087	1912	1	
69	Tambov Region	17 000	17 000	16 920	80	0	16 920	14 146	1916	858	0	14 146	12 151	1995	0	17 000	14 067	2 933	0	
70	Tver Region	30 000	30 000	29 500	500	0	29 500	26 539	2 050	911	0	26 539	23 602	2 937	0	30 000	25 652	4 348	0	
71	Tomsk Region	18 000	18 000	15 600	2 400	0	15 600	13 804	441	1355	0	13 804	9319	4 485	0	18 000	9 760	8 240	0	
72	Tula Region	50 000	50 000	45 740	4 260	0	45 740	38 626	5 582	1532	0	38 626	37 097	1529	0	50 000	42 679	7 321	0	
73	Tyumen Region	32 000	32 000	32 000	0	0	32 000	28 771	2 652	577	0	28 771	25 884	2 887	0	32 000	28 536	3 464	0	
74	Ulyanovsk Region	43 000	43 000	41340	1660	0	41340	38 935	1094	1311	0	38 935	35 833	3 102	0	43 000	36 927	6 073	0	
75	Chelyabinsk Region	85 000	85 000	68 650	16 350	0	68 650	59 643	3 690	5 317	0	59 643	52 599	7 042	2	85 000	56 289	28 709	2	
76	Yaroslavl Region	20 000	20 000	20 000	0	0	20 000	19 268	294	438	0	19 268	15 679	3 589	0	20 000	15 973	4 027	0	
77	Moscow City	200 000	200 000	199 910	90	0	199 910	185 478	10 640	3 792	0	185 478	168 971	16 503	12	200 000	179 611	20 385	12	
78	Saint-Petersburg City	81500	81500	81499	1	0	81499	75 390	5 391	718	0	75 390	67 298	8 091	1	81500	72 689	8 810	1	
79	Jewish Autonomous Region	5 000	5 000	4 800	200	0	4 800	4 291	99	410	0	4 291	2 587	1704	0	5 000	2 686	2 314	0	
80	NeNETs Autonomous area	500	500	500	0	0	500	453	13	34	0	453	148	305	0	500	161	339	0	
81	Khanty-Mansi Autonomous area – Yugra	30 000	30 000	30 000	0	0	30 000	24 542	5 236	222	0	24 542	20 608	3 934	0	30 000	25 844	4 156	0	
82	Chukot Autonomous area	1500	1500	1500	0	0	1500	1188	259	53	0	1 188	549	639	0	1500	808	692	0	
83	Yamal-o-NeNETski Autonomous area	14 000	14 000	13 600	400	0	13 600	10 389	2 640	571	0	10 389	8167	2 222	0	14 000	10 807	3 193	0	
	Baikonur city (Republic of Kazakhstan)	300	300	280	6	0	0	0	14	0	0	280	71	209	0	300	85	215	0	
	Outside the territory of Russian Federation	5 000	5 000	4 995	5	0	0	0	0	0	0	4 995	681	4 314	0	5 000	681	4 319	0	
	Total	2 600 000	2 600 000	2 518 767	81219	0	2 513 492	2 251 923	187 218	69 664	4 701	2 257 198	1 979 696	277 475	34	2 600 000	2 166 914	428 358	4 735	

Appendix 3 to the Chapter 10

**Information on voting by absentee ballots in the election of
the President of the Russian Federation in 2012**

# item	Subject of the Russian Federation	Distributed by CEC of Russia	Issued to voters on TEC	Issued to voters on PEC	Voted with absentee ballots
1	Adygei Republic	3 000	94	1 591	941
2	Altai Republic	3 000	164	1 680	1 520
3	Bashkortostan Republic	70 000	8 127	60 594	33 798
4	Buriat Republic	18 000	498	12 631	9 868
5	Daghestan Republic	3 400	20	513	404
6	Ingush Republic	1 500	24	376	237
7	Kabardino-Balkarian Republic	2 000	101	1 268	660
8	Kalmyk Republic	8 000	383	6 771	4 119
9	Karachaevo-Cherkess Republic	1 500	26	352	363
10	Karelian Republic	9 500	394	5 281	4 118
11	Komi Republic	25 000	2 340	18 467	16 276
12	Mari El Republic	30 000	740	26 517	13 826
13	Mordovian Republic	20 000	510	18 168	8 839
14	Yakutian (Sakha) Republic	16 000	775	10 946	7 996
15	North Ossetian Republic – Alania	15 000	1 137	12 052	6 082
16	Tatarstan Republic	55 000	1 349	45 231	31 471
17	Tyva Republic	2 500	153	1806	1 167
18	Udmurt Republic	25 000	602	20 295	14 383
19	Khakass Republic	12 000	823	8 176	5 546
20	Chechen Republic	2 000	459	906	2 086
21	Chuvash Republic	58 000	5 933	51 258	28 990
22	Altai Territory	29 000	1 053	16 022	14 821
23	Zabaykalsky Territory	20 000	871	13 480	10 368
24	Kamchatka Territory	3 000	566	1 493	1 211
25	Krasnodar Territory	100 000	11 187	82 109	61 926
26	Krasnoyarsk Territory	40 000	2 018	26 323	21 567
27	Perm Territory	40 000	1 288	25 452	21 073
28	Primorski Territory	38 000	4 859	30 206	26 498
29	Stavropol Territory	20 000	1 239	15 056	14 618
30	Khabarovsk Territory	25 000	1 064	20 787	15 875
31	Amur Region	20 000	719	8 854	7 498
32	Arkhangelsk Region	15 000	723	10 846	8 811
33	Astrakhan Region	27 000	738	9 602	7 698
34	Belgorod Region	25 000	717	21 698	15 797
35	Bryansk Region	29 000	18 884	10 022	23 891
36	Vladimir Region	25 000	1 245	15 797	10 648
37	Volgograd Region	50 000	3 641	42 209	36 088
38	Vologda Region	25 000	1 442	16 537	12 924
39	Voronezh Region	46 500	3 486	42 791	33 311
40	Ivanovo Region	25 000	3 542	20 642	19 661
41	Irkutsk Region	56 000	1 518	32 616	21 200
42	Kaliningrad Region	14 000	458	7 965	7 191
43	Kaluga Region	28 000	1 551	25 343	13 345

# item	Subject of the Russian Federation	Distributed by CEC of Russia	Issued to voters on TEC	Issued to voters on PEC	Voted with absentee ballots
44	Kemerovo Region	55 000	5 258	48 140	31 143
45	Kirov Region	37 000	1 725	22 992	15 775
46	Kostroma Region	16 000	752	9 582	9 587
47	Kurgan Region	21 000	1 002	19 681	11 086
48	Kursk Region	21 000	1 585	16 823	12 432
49	Leningrad Region	26 500	1 571	22 915	23 300
50	Lipetsk Region	12 500	619	11 773	7 140
51	Magadan Region	2 000	198	883	634
52	Moscow Region	105 000	12 257	91 049	113 692
53	Murmansk Region	12 000	1 565	5 986	6 154
54	Nizhni Novgorod Region	60 000	1 772	51 884	46 018
55	Novgorod Region	13 000	563	8 435	6 053
56	Novosibirsk Region	70 000	3 658	45 397	36 374
57	Omsk Region	40 000	1 092	26 634	19 064
58	Orenburg Region	19 300	4 208	14 595	14 832
59	Orel Region	18 000	669	12 017	7 690
60	Penza Region	23 000	642	19 762	13 964
61	Pskov Region	13 000	552	8 086	5 867
62	Rostov Region	90 000	4 573	77 202	59 520
63	Ryazan Region	22 000	1 232	19 291	16 119
64	Samara Region	46 000	3 167	33 349	28 079
65	Saratov Region	70 000	5 700	60 756	42 878
66	Sakhalin Region	7 000	559	5 025	4 299
67	Sverdlovsk Region	70 000	2 368	50 837	43 638
68	Smolensk Region	17 000	458	14 629	10 157
69	Tambov Region	17 000	1 916	12 151	9 696
70	Tver Region	30 000	2 050	23 602	17 455
71	Tomsk Region	18 000	441	9 319	7 334
72	Tula Region	50 000	5 582	37 097	21 733
73	Tyumen Region	32 000	2 652	25 884	20 528
74	Ulyanovsk Region	43 000	1 094	35 833	15 759
75	Chelyabinsk Region	85 000	3 690	52 599	45 913
76	Yaroslavl Region	20 000	294	15 679	11 874
77	Moscow City	200 000	10 640	168 971	168 435
78	Saint-Petersburg City	81 500	5 391	67 298	58 434
79	Jewish Autonomous Region	5 000	99	2 587	2 001
80	Nenets Autonomous area	500	13	148	328
81	Khanty - Mansi Autonomous area – Yugra	30 000	5 236	20 608	20 801
82	Chukot Autonomous area	1 500	259	549	554
83	Yamalo-Nenetski Autonomous area	14 000	2 640	8 167	4 732
Baikonur city		300	14	71	80
Outside the territory of Russian Federation Federation		5 000	0	681	10 184
Reserve of CEC of Russia		0			
Total		2 600 000	187 217	1 979 696	1 600 046

Appendix 4 to the Chapter 10

**Information about early voting in the election of
the President of the Russian Federation in 2012**

# item	Subject of the Russian Federation	Number of early voting ballots issued to voters	Percentage of early voters from the number of voters who participated in the election
1	Adygei Republic	1 175	1,15
2	Buriat Republic	2 406	0,58
3	Daghestan Republic	105	0,007
4	Ingush Republic	828	0,50
5	Karelian Republic	785	0,25
6	Komi Republic	25 178	4,78
7	Yakutian (Sakha) Republic	6 514	1,42
8	North Ossetian Republic – Alania	1 824	0,44
9	Tyva Republic	5 351	3,63
10	Khakass Republic	307	0,12
11	Chechen Republic	7 131	1,16
12	Altai Territory	67	0,006
13	Zabaykalsky Territory	204	0,04
14	Kamchatka Territory	1 399	0,89
15	Krasnoyarsk Territory	8 826	0,68
16	Perm Territory	2 440	0,21
17	Primorski Territory	2 426	0,24
18	Khabarovsk Territory	2 655	0,41
19	Amur Region	1 938	0,48
20	Arkhangelsk Region	3 412	0,59
21	Astrakhan Region	332	0,08
22	Ivanovo Region	568	0,11
23	Irkutsk Region	624	0,06
24	Kaluga Region	263	0,05
25	Kemerovo Region	573	0,03
26	Kirov Region	128	0,02
27	Kostroma Region	16	0,005
28	Leningrad Region	63	0,008
29	Magadan Region	2 002	2,87
30	Murmansk Region	1 154	0,28
31	Nizhni Novgorod Region	97	0,005
32	Orenburg Region	354	0,03
33	Saratov Region	641	0,05
34	Sakhalin Region	2 862	1,25
35	Sverdlovsk Region	4 242	0,20
36	Tver Region	509	0,08
37	Tomsk Region	1 571	0,34
38	Tyumen Region	3 627	0,43
39	Chelyabinsk Region	42	0,002
40	Jewish Autonomous Region	143	0,18
41	Nenets Autonomous area	3 914	16,73
42	Khanty - Mansi Autonomous area – Yugra	22 395	3,16
43	Chukot Autonomous area	1 814	6,16
44	Yamalo-Nenetski Autonomous area	33 058	9,86
Outside the territory of Russian Federation		83 606	18,90
Total		239 569	0,33

*Appendix 5 to the Chapter 10***Information about voting outside the polling station on voting day in the elections of the President of the Russian Federation in 2008 and 2012**

# item	Subject of the Russian Federation	Ballots issued by outside the polling station on the voting day				Modification	
		2008		2012		2012 / 2008	
		number	%	number	%	number	%
1	Adygei Republic	12 083	5,57	24 100	10,93	12 017	5,36
2	Altai Republic	7 623	6,99	5 889	5,78	-1 734	-1,21
3	Bashkortostan Republic	112 196	4,26	198 762	8,63	86 566	4,37
4	Buriat Republic	41 766	8,63	31 232	7,50	-10 534	-1,13
5	Daghestan Republic	11 882	0,92	59 720	4,19	47 838	3,27
6	Ingush Republic	1 653	1,08	3 535	2,12	1 882	1,04
7	Kabardino-Balkarian Republic	14 859	3,13	20 924	5,42	6 065	2,29
8	Kalmyk Republic	9 893	6,91	14 108	10,60	4 215	3,69
9	Karachaevo-Cherkess Republic	8 386	3,00	15 874	5,44	7 488	2,44
10	Karelian Republic	17 367	5,51	14 239	4,60	-3 128	-0,91
11	Komi Republic	27 958	5,20	25 516	4,85	-2 442	-0,35
12	Mari El Republic	48 362	11,34	40 392	10,59	-7 970	-0,75
13	Mordovian Republic	53 974	8,83	75 116	12,90	21 142	4,07
14	Yakutian (Sakha) Republic	25 295	5,66	28 787	6,28	3 492	0,62
15	North Ossetian Republic – Alania	14 639	4,13	29 007	7,01	14 368	2,88
16	Tatarstan Republic	107 431	4,56	150 386	6,32	42 955	1,76
17	Tyva Republic	10 150	7,67	15 387	10,42	5 237	2,76
18	Udmurt Republic	43 338	5,54	36 431	4,64	-6 907	-0,90
19	Khakass Republic	21 600	8,87	19 052	7,69	-2 548	-1,18
20	Chechen Republic	2 126	0,40	5 389	0,88	3 263	0,48
21	Chuvash Republic	54 444	7,76	51 460	7,32	-2 984	-0,44
22	Altai Territory	80 280	6,57	73 701	6,27	-6 579	-0,30
23	Zabaykalsky Territory	47 520	8,32	42 534	8,53	-4 986	-0,20
24	Kamchatka Territory	5 476	3,58	4 663	2,98	-813	-0,60
25	Krasnodar Territory	328 544	10,56	368 361	13,67	39 817	3,11
26	Krasnoyarsk Territory	70 613	5,41	63 864	4,89	-6 749	-0,51
27	Perm Territory	95 354	8,12	88 818	7,59	-6 536	-0,53
28	Primorski Territory	52 684	5,41	39 713	4,00	-12 971	-1,42
29	Stavropol Territory	112 707	8,82	184 662	15,43	71 955	6,61
30	Khabarovsk Territory	44 777	5,75	36 491	5,58	-8 286	-0,17
31	Amur Region	30 937	6,84	23 564	5,89	-7 373	-0,95
32	Arkhangelsk Region	34 403	5,52	30 763	5,35	-3 640	-0,17
33	Astrakhan Region	42 357	8,38	37 838	8,73	-4 519	-0,36
34	Belgorod Region	99 778	10,78	107 697	11,97	7 919	1,18
35	Bryansk Region	85 830	13,07	89 308	12,74	3 478	0,34
36	Vladimir Region	72 486	10,69	57 238	8,97	-15 248	-1,72
37	Volgograd Region	132 097	11,05	193 096	15,10	60 999	4,05
38	Vologda Region	67 943	10,33	51 114	8,39	-16 829	-1,93
39	Voronezh Region	206 124	15,40	213 377	16,35	7 253	0,95
40	Ivanovo Region	57 601	12,30	77 475	14,90	19 874	2,61
41	Irkutsk Region	88 333	7,32	65 842	6,14	-22 491	-1,18
42	Kaliningrad Region	18 342	4,23	13 566	2,96	-4 776	-1,26
43	Kaluga Region	58 788	10,92	46 176	9,11	-12 612	-1,82

# item	Subject of the Russian Federation	Ballots issued by outside the polling station on the voting day				Modification	
		2008		2012		2012 / 2008	
		number	%	number	%	number	%
44	Kemerovo Region	118 104	6,86	183 871	11,18	65 767	4,32
45	Kirov Region	95 079	11,91	64 771	9,38	-30 308	-2,53
46	Kostroma Region	38 874	10,72	32 645	9,36	-6 229	-1,36
47	Kurgan Region	44 238	8,99	45 488	9,43	1 250	0,44
48	Kursk Region	75 890	11,97	67 515	11,12	-8 375	-0,85
49	Leningrad Region	59 875	7,54	63 966	7,88	4 091	0,34
50	Lipetsk Region	86 568	11,82	78 372	12,51	-8 196	-0,69
51	Magadan Region	4 846	5,67	2 895	4,15	-1 951	-1,52
52	Moscow Region	212 926	5,64	213 334	6,01	408	0,37
53	Murmansk Region	10 147	2,19	11 516	2,82	1 369	0,63
54	Nizhni Novgorod Region	169 255	9,23	218 387	11,73	49 132	2,50
55	Novgorod Region	29 851	9,34	26 338	8,49	-3 513	-0,84
56	Novosibirsk Region	107 298	8,06	75 987	5,61	-31 311	-2,45
57	Omsk Region	69 383	5,44	59 199	6,07	-10 184	-0,63
58	Orenburg Region	82 647	8,01	68 873	6,78	-13 774	-1,23
59	Orel Region	70 560	14,12	62 172	13,81	-8 388	-0,32
60	Penza Region	86 501	10,36	104 574	13,66	18 073	3,29
61	Pskov Region	73 651	18,44	53 509	15,10	-20 142	-3,34
62	Rostov Region	222 268	9,64	217 367	10,28	-4 901	-0,64
63	Ryazan Region	64 497	10,74	71 345	11,48	6 848	0,74
64	Samara Region	109 393	7,50	124 415	7,98	15 022	0,48
65	Saratov Region	130 928	8,91	159 214	12,01	28 286	3,10
66	Sakhalin Region	11 833	5,32	11 358	4,97	-475	-0,35
67	Sverdlovsk Region	116 632	5,62	95 523	4,60	-21 109	-1,01
68	Smolensk Region	75 259	13,94	49 699	10,31	-25 560	-3,63
69	Tambov Region	121 016	18,15	123 155	19,83	2 139	1,68
70	Tver Region	103 297	13,43	77 394	11,59	-25 903	-1,84
71	Tomsk Region	28 053	6,05	21 924	4,78	-6 129	-1,27
72	Tula Region	113 713	13,15	156 419	18,01	42 706	4,86
73	Tyumen Region	36 967	4,30	51 823	6,19	14 856	1,89
74	Ulyanovsk Region	61 270	9,25	56 008	8,40	-5 262	-0,84
75	Chelyabinsk Region	126 090	6,81	119 494	6,90	-6 596	-0,09
76	Yaroslavl Region	66 019	10,36	59 116	8,80	-6 903	-1,56
77	Moscow City	171 597	3,70	159 099	3,73	-12 498	-0,03
78	Saint-Petersburg City	79 785	3,48	90 477	3,77	10 692	0,30
79	Jewish Autonomous Region	5 567	6,09	4 946	6,23	-621	-0,14
80	Nenets Autonomous area	788	3,32	470	2,01	-318	-1,31
81	Khanty-Mansi Autonomous area – Yugra	22 650	2,86	17 441	2,46	-5 209	-0,39
82	Chukot Autonomous area	1 090	3,39	1 078	3,66	-12	-0,28
83	Yamalo-Nenetski Autonomous area	4 727	1,47	5 354	1,60	627	0,12
Baikonur city (Republic of Kazakhstan)		165	1,30	177	1,66	12	0,36
Outside the territory of Russian Federation		9 759	2,95	19 958	4,51	10 199	1,56
Total		5 599 055	7,48	5 901 833	8,22	302 778	0,74

*Appendix 6 to the Chapter 10***Comparative data on the voter turnout in the subjects of the Russian Federation on the elections of the President of the Russian Federation in 2008 and 2012**

# item	Subject of the Russian Federation	Number of voters on voter lists	To take the part in the election, %		Change in voter turnout
			02.03.2008	04.03.2012	
1	Adygei Republic	342 734	65,02	64,36	-0,66
2	Altai Republic	151 462	76,87	67,27	-9,60
3	Bashkortostan Republic	3 014 076	90,06	76,38	-13,68
4	Buriat Republic	629 009	71,29	66,17	-5,12
5	Daghestan Republic	1 563 650	90,41	91,13	0,72
6	Ingush Republic	192 867	92,32	86,47	-5,86
7	Kabardino-Balkarian Republic	528 147	91,70	73,06	-18,64
8	Kalmyk Republic	214 497	67,63	62,02	-5,61
9	Karachaevo-Cherkess Republic	319 473	92,20	91,28	-0,92
10	Karelian Republic	558 774	55,77	55,40	-0,37
11	Komi Republic	750 661	71,85	70,14	-1,71
12	Mari El Republic	537 932	83,49	70,88	-12,60
13	Mordovian Republic	649 355	92,89	89,65	-3,24
14	Yakutian (Sakha) Republic	614 351	75,15	74,56	-0,59
15	North Ossetian Republic – Alania	512 245	73,26	80,82	7,55
16	Tatarstan Republic	2 866 307	83,29	83,02	-0,27
17	Tyva Republic	159 341	80,68	92,63	11,95
18	Udmurt Republic	1 218 251	64,24	64,40	0,15
19	Khakass Republic	382 578	62,45	64,73	2,27
20	Chechen Republic	615 441	91,20	99,61	8,41
21	Chuvash Republic	954 572	73,44	73,65	0,21
22	Altai Territory	1 961 328	61,11	59,95	-1,16
23	Zabaykalsky Territory	831 712	70,56	59,97	-10,59
24	Kamchatka Territory	256 522	58,86	61,09	2,22
25	Krasnodar Territory	3 803 307	87,45	70,84	-16,61
26	Krasnoyarsk Territory	2 192 321	61,35	59,53	-1,82
27	Perm Territory	2 124 064	55,78	55,11	-0,67
28	Primorski Territory	1 542 897	64,28	64,42	0,14
29	Stavropol Territory	1 983 954	66,24	60,31	-5,93
30	Khabarovsk Territory	1 056 125	74,45	61,95	-12,50
31	Amur Region	662 320	69,95	60,39	-9,57
32	Arkhangelsk Region	988 678	62,23	58,21	-4,02
33	Astrakhan Region	769 608	66,97	56,30	-10,67
34	Belgorod Region	1 210 590	77,95	74,35	-3,61
35	Bryansk Region	1 045 083	62,94	67,10	4,15
36	Vladimir Region	1 202 174	55,69	53,10	-2,60
37	Volgograd Region	2 003 455	64,82	63,85	-0,97
38	Vologda Region	987 574	66,91	61,67	-5,24
39	Voronezh Region	1 918 524	70,03	68,02	-2,02
40	Ivanovo Region	866 474	53,05	60,01	6,96
41	Irkutsk Region	1 915 179	64,77	56,03	-8,74
42	Kaliningrad Region	771 553	58,44	59,32	0,88

# item	Subject of the Russian Federation	Number of voters on voter lists	To take the part in the election, %		Change in voter turnout
			02.03.2008	04.03.2012	
43	Kaluga Region	798 196	67,40	63,53	-3,87
44	Kemerovo Region	2 076 673	81,98	79,16	-2,82
45	Kirov Region	1 125 794	70,29	61,34	-8,95
46	Kostroma Region	567 472	63,47	61,46	-2,02
47	Kurgan Region	751 903	63,78	64,17	0,39
48	Kursk Region	947 765	66,21	64,03	-2,18
49	Leningrad Region	1 281 947	63,81	63,30	-0,50
50	Lipetsk Region	954 695	77,25	65,64	-11,61
51	Magadan Region	118 184	68,83	58,99	-9,84
52	Moscow Region	5 779 495	69,31	61,46	-7,84
53	Murmansk Region	673 986	68,06	60,63	-7,42
54	Nizhni Novgorod Region	2 777 766	66,85	67,02	0,17
55	Novgorod Region	528 561	59,05	58,67	-0,38
56	Novosibirsk Region	2 139 313	65,25	63,26	-1,99
57	Omsk Region	1 581 347	83,16	61,70	-21,46
58	Orenburg Region	1 658 644	64,33	61,20	-3,13
59	Orel Region	661 601	75,60	68,07	-7,54
60	Penza Region	1 123 840	73,79	68,13	-5,65
61	Pskov Region	578 498	67,25	61,24	-6,01
62	Rostov Region	3 315 673	69,88	63,78	-6,10
63	Ryazan Region	967 998	61,48	64,18	2,70
64	Samara Region	2 562 916	58,52	60,80	2,29
65	Saratov Region	1 991 376	74,66	66,57	-8,09
66	Sakhalin Region	398 893	54,98	57,27	2,28
67	Sverdlovsk Region	3 527 808	58,95	58,81	-0,14
68	Smolensk Region	816 276	65,05	59,06	-5,99
69	Tambov Region	884 888	78,48	70,18	-8,30
70	Tver Region	1 137 087	65,94	58,73	-7,21
71	Tomsk Region	787 075	60,03	58,25	-1,78
72	Tula Region	1 249 121	68,69	69,54	0,85
73	Tyumen Region	1 056 505	84,07	79,21	-4,86
74	Ulyanovsk Region	1 048 667	62,23	63,55	1,33
75	Chelyabinsk Region	2 757 879	68,05	62,79	-5,26
76	Yaroslavl Region	1 056 948	59,72	63,54	3,82
77	Moscow City	7 309 869	66,30	58,34	-7,95
78	Saint-Petersburg City	3 849 426	68,33	62,27	-6,06
79	Jewish Autonomous Region	135 703	68,32	58,52	-9,79
80	Nenets Autonomous area	37 434	62,00	62,51	0,50
81	Khanty-Mansi Autonomous area – Yugra	1 104 365	78,62	64,08	-14,54
82	Chukot Autonomous area	35 968	88,04	81,83	-6,22
83	Yamalo-Nenetski Autonomous area	358 834	91,98	93,43	1,45

*Appendix 7 to the Chapter 10***Information about the participation of voters in the election of the President of the Russian Federation March 4, 2012 on a reported times**

# item	Subject of the Russian Federation	To take the part in the election, % (local time)			
		10:00	12:00	15:00	18:00
1	Adygei Republic	7,32	24,09	42,37	54,03
2	Altai Republic	10,62	30,04	49,72	59,58
3	Bashkortostan Republic	6,44	23,99	47,94	63,48
4	Buriat Republic	6,61	22,56	45,30	58,21
5	Daghestan Republic	10,70	30,12	55,19	75,92
6	Ingush Republic	11,57	32,78	56,80	75,59
7	Kabardino-Balkarian Republic	10,93	33,90	50,12	64,20
8	Kalmyk Republic	8,83	27,04	43,61	52,77
9	Karachaevo-Cherkess Republic	11,38	30,96	64,60	80,85
10	Karelian Republic	4,79	17,95	38,56	49,92
11	Komi Republic	13,54	31,93	52,47	63,93
12	Mari El Republic	11,25	31,61	51,24	63,01
13	Mordovian Republic	11,49	35,06	61,47	77,44
14	Yakutian (Sakha) Republic	7,99	23,93	50,33	66,06
15	North Ossetian Republic – Alania	9,40	30,55	46,99	65,84
16	Tatarstan Republic	11,46	35,45	59,38	72,90
17	Tyva Republic	15,96	38,15	62,91	77,57
18	Udmurt Republic	8,70	28,08	47,67	58,00
19	Khakass Republic	8,09	17,68	42,55	55,85
20	Chechen Republic	19,83	52,78	76,16	94,89
21	Chuvash Republic	11,23	32,59	53,75	66,28
22	Altai Territory	6,84	24,52	44,88	54,43
23	Zabaykalsky Territory	4,93	17,15	40,10	53,33
24	Kamchatka Territory	9,59	23,90	46,12	57,04
25	Krasnodar Territory	7,21	24,91	47,05	59,72
26	Krasnoyarsk Territory	4,80	17,66	39,15	51,89
27	Perm Territory	4,07	15,26	36,63	48,39
28	Primorski Territory	7,02	21,52	44,53	56,97
29	Stavropol Territory	5,17	19,29	36,85	47,47
30	Khabarovsk Territory	7,07	22,45	44,81	56,10
31	Amur Region	8,36	25,11	45,29	54,73
32	Arkhangelsk Region	6,42	21,20	40,97	51,68
33	Astrakhan Region	5,16	20,94	35,92	47,14
34	Belgorod Region	8,25	27,61	53,27	66,85
35	Bryansk Region	6,43	23,77	45,62	58,27
36	Vladimir Region	4,73	18,96	37,72	47,79
37	Volgograd Region	6,65	24,61	43,38	54,81
38	Vologda Region	5,74	20,29	42,06	54,06
39	Voronezh Region	6,09	22,57	39,08	58,38
40	Ivanovo Region	5,67	20,83	40,02	51,37
41	Irkutsk Region	4,09	14,02	35,81	48,89
42	Kaliningrad Region	5,73	20,08	41,68	52,78

# item	Subject of the Russian Federation	To take the part in the election, % (local time)			
		10:00	12:00	15:00	18:00
43	Kaluga Region	7,16	24,64	46,16	57,35
44	Kemerovo Region	10,16	30,34	55,51	70,73
45	Kirov Region	9,01	26,85	44,77	55,58
46	Kostroma Region	7,30	25,47	45,64	56,33
47	Kurgan Region	7,87	27,14	48,88	59,03
48	Kursk Region	5,68	20,92	43,62	56,45
49	Leningrad Region	4,90	17,43	41,34	54,75
50	Lipetsk Region	5,84	21,65	38,92	57,80
51	Magadan Region	7,23	18,57	40,88	52,92
52	Moscow Region	5,25	18,45	38,99	53,62
53	Murmansk Region	5,25	15,52	38,54	52,43
54	Nizhni Novgorod Region	6,44	22,40	44,14	57,54
55	Novgorod Region	6,25	21,75	41,42	52,85
56	Novosibirsk Region	6,01	21,56	39,89	56,85
57	Omsk Region	5,05	20,65	38,26	55,29
58	Orenburg Region	4,94	21,25	43,93	55,09
59	Orel Region	6,88	25,91	49,11	61,31
60	Penza Region	8,01	27,10	47,07	59,19
61	Pskov Region	5,34	17,78	39,11	52,64
62	Rostov Region	5,35	21,19	41,15	53,92
63	Ryazan Region	6,58	24,13	46,42	58,12
64	Samara Region	7,10	23,71	42,01	52,73
65	Saratov Region	6,48	23,45	43,77	56,21
66	Sakhalin Region	6,64	20,44	41,64	51,52
67	Sverdlovsk Region	4,80	17,88	39,94	51,56
68	Smolensk Region	5,92	21,71	42,07	53,21
69	Tambov Region	7,44	24,72	45,78	59,66
70	Tver Region	4,19	17,63	39,22	51,59
71	Tomsk Region	6,39	22,00	42,74	52,62
72	Tula Region	5,61	20,88	42,94	57,67
73	Tyumen Region	13,37	36,61	60,01	73,83
74	Ulyanovsk Region	6,09	23,33	44,86	55,98
75	Chelyabinsk Region	5,55	19,97	43,06	55,58
76	Yaroslavl Region	5,21	20,06	43,32	55,98
77	Moscow City	3,73	13,63	34,15	49,12
78	Saint-Petersburg City	2,51	10,62	32,96	50,19
79	Jewish Autonomous Region	6,55	21,29	43,88	53,92
80	Nenets Autonomous area	17,27	30,28	46,21	55,47
81	Khanty-Mansi Autonomous area – Yugra	8,68	22,25	45,10	56,54
82	Chukot Autonomous area	26,96	48,00	67,34	76,00
83	Yamalo-Nenetski Autonomous area	19,94	39,70	68,04	85,29
On average in Russian Federation		6,53	22,10	43,38	56,72

*Appendix 8 to the Chapter 10***The distribution of polling stations outside the territory of the Russian Federation
in the election March 4, 2012 (by country)**

Country	Number of polling stations	Country	Number of polling stations	Country	Number of polling stations
Abkhazia	9	Cape Verde	1	Panama	1
Australia	6	Kazakhstan	23	Paraguay	1
Austria	2	Cambodia	1	Peru	1
Azerbaijan	2	Cameroon and the Republic of Equatorial Guinea	3	Poland	4
Albania	1	Canada	4	Portugal	1
Algeria	2	Qatar	1	Rwanda	1
Angola	1	Kenya	1	Romania	2
Argentina	1	Cyprus	1	Saudi Arabia	2
Armenia	10	Kyrgyzstan	4	Seychelles	1
Afghanistan	2	PRC	5	Senegal	1
Bangladesh	2	DPRK	2	Serbia	1
Bahrain	1	Colombia	1	Singapore	1
Belorussia	8	Democratic Republic of the Congo	1	Syria	2
Belgium	2	Congo	1	Slovakia	1
Benin	1	Republic of Korea	2	Slovenia	1
Bulgaria	3	Costa Rica	1	Sudan	1
Bolivia	1	Ivory Coast	1	USA	5
Bosnia and Herzegovina	1	Cuba	1	Tajikistan	6
Botswana	1	Kuwait	1	Thailand	1
Brazil	3	Latvia	6	Tanzania	1
Brunei	1	Laos	1	Tunisia	1
Burundi	1	Lebanon	1	Turkmenistan	5
United Kingdom	3	Libya	1	Turkey	4
Hungary	2	Lithuania	4	Uganda	1
Venezuela	1	Luxembourg	1	Uzbekistan	1
Vietnam	4	Mauritius	1	Ukraine	17
Gabon	1	Mauritania	1	Uruguay	1
Guyana	1	Madagascar	1	Philippines	1
Ghana	1	Macedonia	1	Finland	4
Guatemala	1	Malaysia	1	France	6
Guinea	1	Mali	1	Germany	11
Guinea-Bissau	1	Malta	1	Croatia	1
Greece	2	Morocco	2	CAR	1
Denmark	1	Mexico	1	Chad	1
Djibouti	1	Mozambique	1	Montenegro	1
Egypt	2	Moldavia	25	Czech	3
Zambia	1	Monaco	1	Chile	1
Zimbabwe	1	Mongolia	4	Switzerland	2
Israel	14	Myanmar	1	Sweden	2
India	4	Namibia	1	Sri Lanka	1
Indonesia	1	Nepal	1	Ecuador	2
Jordan	1	Nigeria	2	Eritrea	1
Iraq	3	Netherlands	2	Estonia	9
Iran	4	Nicaragua	1	Ethiopia	1
Ireland	1	New Zealand	3	RSA	2
Iceland	1	Norway	3	South Ossetia	12
Spain	4	UAE	2	Jamaica	1
Italy	4	Oman	1	Japan	4
Yemen	2	Pakistan	2		

*Appendix 9 to the Chapter 10***Information on voting in the polling stations established outside
the territory of the Russian Federation, in the election of
the President of the Russian Federation**

Number of voters registered outside the territory of Russian Federation as of January 1, 2012	Number of polling stations	Number of voters who participated in the voting% of the num- ber of voters registered on January 1, 2012	Number of voters who voted with absentee ballots	Number of voters who participated in the election outside the polling station on the voting day
1 794 454	385	25,24	10 264	20 135

Chapter 11.

Ensuring of electoral rights of specific category of citizens

11.1. Balloting of service personnel

In accordance with paragraph 5 of Article 25 of the Federal Law “On the Election of the President of the Russian Federation” (hereinafter referred to as the “Federal Law” in section 11.1) servicemen, members of their families, civil personnel of the Armed Forces of the Russian Federation exercised their constitutional right at general polling stations established on the territory of the Russian Federation.

The election commissions in cooperation with military authorities, commands, units and other military formations of the federal bodies of executive power where the military service is stipulated by the federal law provided the implementation of electoral rights by the servicemen.

In accordance with the law some representatives of military units were included as members of the election commissions in the precinct Election commissions and the relevant territorial election commissions with a right of casting vote to organize balloting of servicemen at general polling stations.

According to the resolution of the election commission of subject of the Russian Federation, the commanders of military units located in isolated and remote places established polling stations directly on the territories of military units.

Service personnel in remote garrisons and outside the territory of the Russian Federation as well as civilian personnel and members of their families voted at polling stations created directly on the territory of military units.

The commanders of the military units created 127 polling stations in the Armed Forces of the Russian Federation, 96 of which – in the military units of isolated and remote areas, far from the populated center, and 31 – in the military units outside the territory of the Russian Federation. In 2008 in the election of the President of the Russian Federation 147 polling stations were created on the territory of military units, 46 of which – outside the territory of the Russian Federation.

According to Article 23 of the Federal Law the commanders ensured access to the Precinct Election commissions at polling stations located on the territory of military units to members and workers of superior Election commissions and in cooperation

with the Precinct Election commissions the commanders also provided access to the registered candidates, their agents, authorized representatives on financial issues, observers, foreign (international) observers and media representatives in accordance with the legislation and other normative acts regulating the activities of military units.

Commanders of military units in coordination with diplomatic representatives or consulates of the Russian Federation in other countries organized polling stations and formed Precinct Election commissions in the military units outside the territory of the Russian Federation.

Service personnel resided and registered outside their military units were included to the voters list in the place of residence under general regime. The reason of including the servicemen in military units, members of their family and other voters residing within the territory of military units into the voters list was the fact of their residence in the territory of military unit set by the corresponded military unit or the registration authorities of the citizens of the Russian Federation on the place of their stay and residence within the Russian Federation (subdivisions of the Federal Migration Service and local self-government body) in cases stipulated by the law or the order of commander of the military unit to admit the citizens for military service under the conscription.

The voter lists at polling stations established on the territories of military units in accordance with paragraph 4 of Article 26 of the Federal Law were prepared by the Precinct Election commissions based on voter data provided by commanders of military units.

Servicemen registered in the place of residence outside the territory of municipality where the military unit is located with no absentee ballot were included in the voter list at the polling station located within the military units upon their written application submitted to the Precinct Election commission not later than three days before the voting day. The commanders of military units previously passed brief information on applications of the indicated category of service personnel to the corresponded territorial election commission in order to take necessary steps to avoid double counting of voters.

According to paragraph 6 of Article 27 of the Federal Law the service personnel staying outside the location of their military unit or in a long business trip unable to receive the absentee ballot were also included in the voter list at polling station at the place of temporary residence upon their written application submitted to the Precinct Election commission not later than three days before the voting day under the decision of the PEC.

Unprecedentedly the celebrated election of the President of the Russian Federation showed high voting activity among servicemen, members of their families and civilian staff of the Ministry of Defense of the Russian Federation (98,9 % of the total voters of that category).

Due to the military service mission (safety and security as part of rescue forces, guard duties, etc.) in places far away from polling stations, the servicemen participated in early voting under the permission of the election commission of the Russian Federation in accordance with paragraph 1 and 2 of Article 70 of the Federal Law. In total, 5574 of service personnel participated in early voting.

Guidelines of Central Election Commission of the Russian Federation to exercise electoral rights of service personnel and law enforcement officials helped the organizers in the election administration and to create the necessary conditions to exercise the electoral rights of military voters.

Within its competence and upon the resolution № 511 of the government of the Russian Federation “On measures to give support to election commissions in exercising their authority in the election administration of deputies of the State Duma of the Federal Assembly of the Russian Federation of the sixth convocation and the election of the President of the Russian Federation” dated June 29, 2011, the Ministry of Defense of the Russian Federation provided the election commissions with an effective assistance to create the necessary conditions in ensuring the electoral rights of the servicemen and their families in the election administration.

Work Groups to provide organizational and technical support during the election process were set up in the Ministry of Defense of the Russian Federation, main military administration, branches of the Armed Forces of the Russian Federation, military districts (fleets), other service branches of the Armed Forces of the Russian Federation, associations, formations and military units.

The Central Election commission of the Russian Federation and the Ministry of Defense of the

Russian Federation paid special attention to those servicemen who participated in voting for the first time. Within the system of military course all categories of service personnel received special training on increasing legal culture and informing the voters.

Territorial election commissions provided polling stations created in the military units of isolated remote areas or outside the territory of the Russian Federation as well as military units whose servicemen voted in general polling stations with information material on all candidates listed on the ballots and registered according to the requirements of paragraph 3 of Article 66 of the Federal Law. Such information material was posted in places accessible to the servicemen.

Special attention was paid to information support of election administration in print media and official websites of the Central Election Commission of the Russian Federation and the Ministry of Defense of the Russian Federation.

A group of measures contributed to the objective of creating the necessary conditions of ensuring the electoral rights of service personnel of the Armed Forces of the Russian Federation and members of their families.

11.2. Balloting of citizens on ships at sea service on the Election Day

The legislation of the Russian Federation provides the possibility to exercise the electoral rights of citizens of the Russian Federation directly on ships at sea service on the Election Day.

Normally a number of regulations of the CEC of Russia concretize certain aspects of participation of this category of voters in the electoral process. Taking into consideration some peculiarities in exercising the electoral rights of such voters, the CEC of Russia approved the Recommendations to ensure the electoral rights of the citizens of the Russian Federation on ships at sea service on polling day on the eve of the Federal elections of 2011 and 2012 following the election of deputies of the State Duma of the Federal Assembly of the Russian Federation of the sixth convocation and the election of the President of the Russian Federation (extract from minutes of the meeting of the CEC of Russia № 9-2-6 dated May 5, 2011).

The Recommendations describe in details all stages of electoral process on ships at sea service, which allowed the organizers to make the necessary

Information on balloting at polling stations established on ships at sea service on polling day for the election of the President of the Russian Federation

№	Subject of the Russian Federation	Number of polling stations on ships	Total number of voters on ships	Number of voters on ships in percentage relation to the number of voters who participated in the elections	Number of ship owners
1	Karelian Republic	57	568	0,18	2
2	Kamchatka Territory	127	5 443	3,47	26
3	Krasnodar Territory	2	57	0,002	2
4	Primorski Territory	220	8 322	0,84	44
5	Khabarovsk Territory	50	1060	0,16	10
6	Arkhangelsk Region	48	1297	0,23	5
7	Astrakhan Region	2	175	0,04	2
8	Kaliningrad Region	38	1409	0,31	11
9	Magadan Region	11	408	0,59	5
10	Murmansk Region	161	5 464	1,34	55
11	Nizhni Novgorod Region	8	97	0,005	1
12	Sakhalin Region	129	3615	1,58	34
13	Saint-Petersburg City	80	1506	0,06	6
Total		933	29 421	0,041	204

training in advance and to prepare to solve difficulties related to special conditions of election administration on ship polling stations.

The election commissions in cooperation with executive authorities of subjects of the Russian Federation, local self-government bodies, subordinate organizations of the Federal Fisheries Agency, Federal Agency of Maritime and River Transport, territorial branches of Federal Service of Hydrometeorology and Environmental Monitoring, representatives of ship owners, ports, exchange information services in touch with ships ensured the exercise of electoral rights of citizens of the Russian Federation on ships at sea service on the polling day. Special Work Groups were formed in the above mentioned agencies and organizations in order to assist the election commissions; people responsible to interact with election commissions were appointed.

The election commissions of subjects of the Russian Federation developed a plan to ensure the electoral rights of the citizens of the Russian Federation at sea service on polling day and determined the period of exercising the election activities and procedures related to the election administration.

Ship owners (individuals and heads of organizations owning, leasing or operating ships) and ship captains gave support to the election commissions in administering their authorities, for example, some orders were issued to prepare and administrate the elections on ships; Work Groups to assist the election commissions were created; people responsible to interact with the election commissions were appointed and so on.

The exchange of information was carried out using different communication channels (email, radio, satellite, telephone, telegraph, photo telegraph, internet, radio telex and fax).

The territorial election commissions to guide the Precinct Election Commissions formed on ship polling stations (in the Republic of Karelia, Kamchatka Territory, Primorski Territory and Sakhalin Region) were created in four subjects of the Russian Federation for the election of the President of the Russian Federation in accordance with the stipulated legislation.

In total in the president elections 933 polling stations on ships at sea service were formed in 13 subjects of the Russian Federation with 29 421 people voted, that is 0,041 percent of the total number of voters who participated in the election (see Table on page 232).

Thanks to common efforts of the election commissions, the relevant state and municipal authorities, ship owners and captains, the Russian citizens being on ships at sea on March 4, 2012 were able to exercise their electoral right and to vote in the election of the President of the Russian Federation.

11.3. Balloting at railway stations and airports

In order to guarantee the exercise of constitutional rights to the citizens of the Russian Federation in the election of the President of the Russian Federation in the cases stipulated in paragraph 4 of Article 25 and paragraph 61 of Article 27 of the Federal Law “On the Election of the President of the Russian Federation”, the Central Election Commission of the Russian Federation and the Open Joint-Stock Company “Russian railways” signed an agreement concerning the organization of the polls of voters at railway stations.

The agreement determined the procedure of enlisting the railway stations to establish the polling stations for voting in the election of the President of the Russian Federation taking into account the passenger traffic; the procedure of providing the Precinct Election Commissions with the place within railway stations necessary for logistical support, as well as the order to inform the travelling voters and the voters who are going to take the train on the Election Day about the work of polling stations and the possibility to vote by absentee ballots at railway stations.

Upon the mentioned Agreement a list of railway stations with possible polling stations was clarified and expanded, taking into consideration the experience of previous election campaign of deputies of the State Duma of the Federal Assembly of the Russian Federation of the fifth convocation and the election of the President of the Russian Federation in 2007-2008. The election commissions of subjects of the Russian Federation were recommended to publish the relevant information on the railways stations with specially created polling stations on websites of the election commissions, regional and local print and electronic media for the voters who travel by train on the Election Day of the President of the Russian Federation.

In order to implement the provisions of the Agreement the Central Election Commission of the Russian Federation in cooperation with election commissions of the subjects of the Russian

Federation provided the administrations of the corresponded railway stations with the information announcements showing the location of the created polling stations. Such information messages were broadcast by internal channels of communication of OJSC “Russian Railways” the day before and on the Election Day.

As a result of cooperation between the CEC of Russia and OJSC “Russian Railways” in organizing voting by absentee ballots at the railway stations more than 20,3 thousand transit people voted on the Election Day in 82 polling stations of 47 subjects of the Russian Federation (to compare: in December 2011 the election of deputies of the State Duma of the sixth convocation 54 polling stations were formed at the railway stations of 37 subjects of the Russian Federation and more than 10,5 thousand transit people voted that day). Taking into consideration transport location, more polling stations at railway stations were created in Moscow City and Moscow Region – 7; Zabaykalsky Territory, Vladimir Region – 5 each; Volgograd Region – 4; Krasnodar Region and Sverdlovsk Region – 3 each; Ivanovo Region, Kostroma Region, Kurgan Region, Orenburg Region and Rostov Region – 2 each.

In addition, in 15 subjects of the Russian Federation 17 polling stations were created at airports where more than 5,1 thousand travelers voted (to compare: in December 2011 the election of deputies of the State Duma of the sixth convocation 24 polling stations were formed at airports of 19 subjects of the Russian Federation and more than 5,5 thousand transit people voted on the Election Day). Taking into consideration transport location, in Moscow City and Moscow Region 3 polling stations were created – in the airports of Domodedovo, Sheremetyevo and Vnukovo; in Sakhalin Region – 2 polling stations.

11.4. Balloting of disabled citizens of the Russian Federation

During the election preparation and administration of the President of the Russian Federation the Central Election Commission of the Russian Federation and the election commissions of all levels organized work on ensuring of the electoral rights of disabled voters of the Russian Federation in accordance with the Recommendations on ensuring of the electoral rights of the disabled citizens of the Russian Federation in the elections of deputies of the State

Duma of the Federal Assembly of the Russian Federation of the sixth convocation and the President of the Russian Federation (approved by the resolution of the CEC of Russia № 18/194-6 dated June 29, 2011).

The election commissions of the subjects of the Russian Federation created Work Groups to cooperate with public organizations of disabled people in order to coordinate the mentioned activity of the CEC of Russian.

Based on the information on the number of disabled citizens provided by the Pension Fund of the Russian Federation in accordance with paragraph 161 of Article 20 of the Federal Law On Basic Guarantees of Electoral Rights and the Rights of citizens of the Russian Federation to participate in a Referendum”, the election commissions while cooperating with bodies (departments) of social protection of the executive bodies of state power of subjects of the Russian Federation, local self-government bodies, territorial branches of the Pension Fund of the Russian Federation and public organizations of disabled people worked to clarify the number of disabled citizens included in a voter list of a particular polling station; identified their will and ability to come to a polling station to vote or to vote outside the polling station, to vote according to absentee ballots, revealing the need for the administrative assistance in provision of special vehicle in the latter case.

About 42 percent of polling stations in the Russian Federation were equipped according to the necessities of disabled voters. Specific equipment depending on the category of disabled voters was taken into consideration at the moment of its installation at polling stations.

For the people with reduced mobility, including wheelchair people, special voting booths for secret ballot (places for secret ballot), as well as ramps, hand-rails, decks, rails for wheelchairs with wide doors and elevators were provided. For example, in Altai Republic, Chechen Republic, Kaluga Region, Lipetsk Region, Saint-Petersburg City and Khanty-Mansi Autonomous area about half of polling stations were adapted for the voters with reduced mobility. In Ingush Republic, Tyva Republic, Kaliningrad Region and Volgograd Region almost all polling stations were adopted for voting of that category of citizens.

Special means of optical correction and additional lighting were installed in voting booths for visually impaired people. For example, in Khakass Republic, Astrakhan Region, Kaluga Region, Kurgan Region, Nizhni Novgorod Region and Yaroslavl

Region all polling stations were equipped with magnifying glasses. Within the provisions of the Federal Law № 143-FZ dated June 14, 2011 “On amendments to certain legislative acts of the Russian Federation to improve mechanisms of exercising the electoral rights of voters”, the election commissions installed 36 946 stencils for visually impaired people for self-completion of ballots (including 4 392 stencils with information on candidates for the office of the President of the Russian Federation), where 25 100 polling stations were equipped with the necessary tools according to the approved list. In some regions of the Russian Federation (Buriat Republic, Ingush Republic, Kalmyk Republic, Komi Republic, Khakass Republic, Arkhangelsk Region, Kaliningrad Region, Kirov Region, Kurgan Region, Lipetsk Region, Nizhni Novgorod Region, Orel Region, Penza Region, Samara Region, Tver Region, Yaroslavl Region, Khanty-Mansi Autonomous area and others) almost all polling stations were equipped with stencils. It allowed visually impaired citizens of the Russian Federation to fully exercise their electoral rights keeping the secrecy of voting.

In places of public voting the deaf people were provided with sign language interpreters who worked at 586 polling stations. On the Election Day in Irkutsk Region the sign language interpreters worked at 209 polling stations, in Moscow Region – at 42, in Rostov Region – at 23, in Tver Region – at 40, in Chelyabinsk Region – at 25 and in Khanty-Mansi Autonomous area – at 33 polling stations.

In some subjects of the Russian Federation in place of compact residence of disabled citizens special polling stations were established. As a rule, such polling stations were designed for the blind and visually impaired, the deaf and hearing impaired voters as well as people with reduced mobility. Thus, on the territory of Rostov Region 40 special polling stations for disabled voters were created; in Saint-Petersburg City 9 polling stations for visually impaired voters and 14 polling stations for deaf people were established.

Upon the resolution of the election commissions of subjects of the Russian Federation and in accordance with the above-mentioned Federal Law the information boards of 22 480 polling stations contained information for disabled people published in large font and (or) using the Braille system.

Centrally the CEC of Russia prepared and sent to the election commissions of subjects of the Russian Federation, All-Russian public organizations of disabled people, other bodies and organizations the following guiding materials published in large font,

using the Braille system and in audio format: “Memo about the procedures of voting of disabled in the election of the President of the Russian Federation”, “Information on how to complete the ballot in the election of the President of the Russian Federation”, “Information on the candidates for the office of the President of the Russian Federation”, the brochure “Responsibility for violating the laws of the Russian Federation about the elections”, and special information program of the CEC of Russia “Candidates for the office of the President of the Russian Federation. Information on amount of beneficially owned income and property of candidate for the office of the President of the Russian Federation and their spouses and the information on the facts of unreliability of the provided information. Information from financial reports of political parties nominating the registered candidates for the office of the President of the Russian Federation and the results of the report auditing”.

In order to inform the disabled citizens of the Russian Federation, the CEC of Russia and the election commissions of subjects of the Russian Federation released videos with running text and sign language translation to broadcast on TV channels. In addition, the organizers of election in regions prepared the necessary guiding materials by themselves.

For visually impaired users the information in special versions was constantly updated on websites of the CEC of Russia, the election commissions and other territorial election commissions of the Russian Federation.

During the preparation to the election of the President of the Russian Federation the election

commissions in cooperation with public organizations of disabled people, local self-government bodies, bodies of social protection of population, youth organizations and other public organizations continued to exercise the pilot project “Road to election precinct” initiated in October by the CEC of Russia. Within this work some problems were discovered in the process of independent displacement of a disabled person from the place of his residence to a polling station (lack of ramps, audible traffic signals, tactile signs, special municipal transport, etc.); the obtained information was sent to the public authorities, local self-government bodies, relevant organizations and companies to take the necessary measures. In many subjects of the Russian Federation it was possible to solve specific problems facing the disabled voters (Bashkortostan Republic, Komi Republic, North Ossetian Republic – Alania, Zabaykalsky Territory, Krasnodar Territory, Stavropol Territory, Arkhangelsk Region, Belgorod Region, Volgograd Region, Irkutsk Region, Kaluga Region, Kirov Region, Kursk Region, Novosibirsk Region, Rostov Region, Tambov Region, Tver Region, Tyumen Region, Ulyanovsk Region, Chelyabinsk Region, Moscow City, Khanty-Mansi Autonomous area and others).

Information on the number of disabled citizens of the Russian Federation voted inside and outside the polling stations in the election of the President of the Russian Federation is shown in Appendix 1 to Chapter 11.

Information on the equipment for polling stations for the disabled voters of the Russian Federation is shown in Appendix 2 to Chapter 11.

Appendix 1 to the Chapter 11

**Details of the number of Russian citizens who are disabled, who voted
in the polling place and outside the polling station in the election of
the President of the Russian Federation**

# item	Subject of the Russian Federation	Number of voters on the voter lists in the entity of the Russian Federation at the time of vote		Number of voters who are disabled, who took part in the vote	
		In total	are disabled (according to the Pension Fund of the Russian Federation to January 1, 2012)	on the polling station	outside the polling station
1	Adygei Republic	342 734	34 516	7 116	10 032
2	Altai Republic	151 462	26 144	17 587	5 452
3	Bashkortostan Republic	3 014 076	302 257	82 025	113 951
4	Buriat Republic	629 009	75 498	2 348	5 480
5	Daghestan Republic	1 563 650	229 036	157 460	32 726
6	Ingush Republic	192 867	42 812	13 729	828
7	Kabardino-Balkarian Republic	528 147	59 085	33 411	11 669
8	Kalmyk Republic	214 497	21 903	2 865	2 980
9	Karachaevo-Cherkess Republic	319 473	45 450	374	3 492
10	Karelian Republic	558 774	70 296	32 052	12 210
11	Komi Republic	750 661	70 120	26 279	16 140
12	Mari El Republic	537 932	71 804	23 278	15 596
13	Mordovian Republic	649 355	77 324	15 885	28 803
14	Yakutian (Sakha) Republic	614 351	49 034	17 930	14 379
15	North Ossetian Republic – Alania	512 245	67 500	40 771	16 952
16	Tatarstan Republic	2 866 307	303 276	199 853	48 449
17	Tyva Republic	159 341	21 233	5 418	7 489
18	Udmurt Republic	1 218 251	111 387	21 858	15 257
19	Khakass Republic	382 578	32 252	6 341	8 544
20	Chechen Republic	615 441	105 296	278	2 368
21	Chuvash Republic	954 572	82 502	48 790	21 038
22	Altai Territory	1 961 328	199 423	47 325	38 749
23	Zabaykalsky Territory	831 712	93 094	3 736	38 527
24	Kamchatka Territory	256 522	14 671	2 239	3 405
25	Krasnodar Territory	3 803 307	392 567	123 436	186 472
26	Krasnoyarsk Territory	2 192 321	184 987	47 930	48 561
27	Perm Territory	2 124 064	243 553	45 818	48 549
28	Primorski Territory	1 542 897	125 829	69 832	15 637
29	Stavropol Territory	1 983 954	232 444	53 326	47 102
30	Khabarovsk Territory	1 056 125	81 086	32 692	12 835
31	Amur Region	662 320	80 621	19 617	11 100
32	Arkhangelsk Region	988 678	93 335	34 330	15 055
33	Astrakhan Region	769 608	45 933	20 784	7 529
34	Belgorod Region	1 210 590	253 551	1 989	6 195
35	Bryansk Region	1 045 083	112 843	29 420	20 484
36	Vladimir Region	1 202 174	149 193	16 649	1 295
37	Volgograd Region	2 003 455	192 146	28 012	34 262
38	Vologda Region	987 574	120 450	58 013	37 040
39	Voronezh Region	1 918 524	225 532	38 241	80 176
40	Ivanovo Region	866 474	86 136	29 199	32 325

# item	Subject of the Russian Federation	Number of voters on the voter lists in the entity of the Russian Federation at the time of vote		Number of voters who are disabled, who took part in the vote	
		In total	are disabled (according to the Pension Fund of the Russian Federation to January 1, 2012)	on the polling station	outside the polling station
41	Irkutsk Region	1 915 179	219 071	9 174	55 437
42	Kaliningrad Region	771 553	76 495	5 732	2 371
43	Kaluga Region	798 196	78 092	27 344	39 821
44	Kemerovo Region	2 076 673	250 131	147 712	108 538
45	Kirov Region	1 125 794	145 084	47 934	35 045
46	Kostroma Region	567 472	74 618	14 757	10 410
47	Kurgan Region	751 903	76 709	25 876	28 228
48	Kursk Region	947 765	119 254	29 574	25 480
49	Leningrad Region	1 281 947	149 889	65 365	42 600
50	Lipetsk Region	954 695	142 149	49 350	59 200
51	Magadan Region	118 184	5 351	1 533	1 328
52	Moscow Region	5 779 495	462 625	8 417	4 661
53	Murmansk Region	673 986	33 759	11 574	5 781
54	Nizhni Novgorod Region	2 777 766	336 007	11 368	17 632
55	Novgorod Region	528 561	69 303	34 028	17 307
56	Novosibirsk Region	2 139 313	187 412	41 205	29 069
57	Omsk Region	1 581 347	141 865	46 194	34 118
58	Orenburg Region	1 658 644	226 618	76 174	41 377
59	Orel Region	661 601	69 348	2 384	4 428
60	Penza Region	1 123 840	104 414	17 704	17 713
61	Pskov Region	578 498	54 027	18 021	15 266
62	Rostov Region	3 315 673	338 102	46 381	41 070
63	Ryazan Region	967 998	153 677	24 591	29 804
64	Samara Region	2 562 916	233 396	25 482	90 596
65	Saratov Region	1 991 376	144 640	20 359	24 229
66	Sakhalin Region	398 893	24 425	6 086	3 748
67	Sverdlovsk Region	3 527 808	308 820	73 722	47 375
68	Smolensk Region	816 276	86 144	15 595	25 019
69	Tambov Region	884 888	134 660	29 609	36 001
70	Tver Region	1 137 087	113 116	41 186	24 223
71	Tomsk Region	787 075	58 524	18 365	8 703
72	Tula Region	1 249 121	167 638	67 029	76 702
73	Tyumen Region	1 056 505	101 019	4 977	5 763
74	Ulyanovsk Region	1 048 667	124 211	21 574	11 068
75	Chelyabinsk Region	2 757 879	229 146	21 806	26 229
76	Yaroslavl Region	1 056 948	132 525	25 300	22 590
77	Moscow City	7 309 869	1 097 508	4 838	17 997
78	Saint-Petersburg City	3 849 426	592 769	490 115	90 477
79	Jewish Autonomous Region	135 703	15 599	3 984	1 892
80	Nenets Autonomous area	37 434	2 917	556	378
81	Khanty-Mansi Autonomous area – Yugra	1 104 365	43 219	11 506	7 774
82	Chukot Autonomous area	35 968	1 480	73	214
83	Yamalo-Nenetski Autonomous area	358 834	13 525	1 478	1 066
Total		109 385 554	11 965 400	3 104 268	2 267 861

Appendix 2 to the Chapter 11

Information about the equipment of polling stations to vote of citizens of the Russian Federation who are disabled, in the election of the President of the Russian Federation

# item	Subject of the Russian Federation	Total number of polling stations (excluding polling stations formed on ships and polar stations)	Number of polling stations equipped for election voters with disabilities			Number of polling stations defined by decision ECSRF, information stands were placed materials have been carried out in large type and (or) with the use of Braille system	Number of polling stations defined by decision ECSRF, which used stencils for self-filling of ballots	Number of stencils to fill the ballots	
			for blind people and visually impaired people	including for the deaf people and hard of hearing people (the presence of a sign language interpreter)	with dysfunction of the musculoskeletal system			stencils with slots	stencils with slots and the use of Braille system
1	Adygei Republic	264	1	0	1	264	0	0	0
2	Altai Republic	242	242	0	100	242	100	100	0
3	Bashkortostan Republic	3509	6	0	936	6	6	32	0
4	Buriat Republic	836	281	2	12	281	836	836	0
5	Daghestan Republic	1900	100	0	226	95	100	100	100
6	Ingush Republic	130	130	9	130	130	130	130	0
7	Kabardino-Balkarian Republic	356	211	17	54	94	193	202	18
8	Kalmyk Republic	253	253	0	42	28	253	506	0
9	Karachaevo-Cherkess Republic	246	246	6	44	84	62	0	62
10	Karelian Republic	485	304	0	10	304	98	156	0
11	Komi Republic	660	625	1	50	28	625	1250	43
12	Mari El Republic	552	102	9	7	40	90	36	54
13	Mordovian Republic	802	10	0	15	10	10	30	0
14	Yakutian (Sakha) Republic	808	806	6	110	806	400	400	0
15	North Ossetian Republic – Alania	371	70	0	70	18	0	0	0
16	Tatarstan Republic	2853	142	10	557	142	0	0	0
17	Tuva Republic	183	181	0	181	181	32	64	0
18	Udmurt Republic	1185	130	0	2	130	130	130	130
19	Khakass Republic	395	395	0	67	20	395	395	0
20	Chechen Republic	454	46	5	240	20	20	20	20
21	Chuvash Republic	1176	2	0	35	1176	2	2	2
22	Altai Territory	1862	566	3	157	566	566	1238	0

# item	Subject of the Russian Federation	Total number of polling stations (excluding polling stations formed on ships and polar stations)	Number of polling stations equipped for election voters with disabilities			Number of polling stations defined by decision ECSEF; information stands were placed materials have been carried out in large type and (or) with the use of Braille system	Number of polling stations defined by decision ECSEF, which used stencils for self-filling of ballots	Number of stencils to fill the ballots	
			for blind people and visually impaired people	including for the deaf people and hard of hearing people (the presence of a sign language interpreter)	with dysfunction of the musculoskeletal system			stencils with slots	stencils with slots and the use of Braille system
23	Zabaykalsky Territory	954	96	0	12	96	96	153	153
24	Kamchatka Territory	196	11	0	0	11	135	135	0
25	Krasnodar Territory	2711	444	16	783	182	263	263	0
26	Krasnoyarsk Territory	2174	111	0	57	111	0	0	0
27	Perm Territory	1890	1878	0	108	1878	125	0	140
28	Primorski Territory	1367	55	0	55	55	55	165	0
29	Stavropol Territory	1265	70	9	148	70	70	100	100
30	Khabarovsk Territory	783	24	0	0	24	24	24	0
31	Amur Region	783	23	1	17	23	23	37	23
32	Arkhangelsk Region	936	648	2	190	916	916	1200	1200
33	Astrakhan Region	584	586	2	40	31	200	385	0
34	Belgorod Region	1250	636	3	233	597	565	599	32
35	Bryansk Region	1124	861	4	113	55	861	1000	10
36	Vladimir Region	940	306	4	108	4	4	40	40
37	Vologograd Region	1653	349	18	1465	1653	48	79	102
38	Vologda Region	1040	51	3	11	51	51	0	100
39	Voronezh Region	1680	434	0	188	368	368	382	0
40	Ivanovo Region	717	69	0	8	69	30	30	0
41	Irkutsk Region	1925	470	209	359	239	239	470	0
42	Kaliningrad Region	513	512	0	490	512	512	512	22
43	Kaluga Region	723	723	4	475	352	224	258	112
44	Kemerovo Region	1718	3	2	13	3	38	1100	100
45	Kirov Region	1211	589	0	135	1186	1186	1186	60
46	Kostroma Region	623	621	2	172	11	11	621	11
47	Kurgan Region	1175	58	2	169	58	1175	1175	0
48	Kursk Region	1153	1153	8	88	84	139	264	134

# item	Subject of the Russian Federation	Total number of polling stations (excluding polling stations formed on ships and polar stations)	Number of polling stations equipped for election voters with disabilities			Number of polling stations defined by decision ECSRE, information stands were placed materials have been carried out in large type and (or) with the use of Braille system	Number of polling stations defined by decision ECSRE, which used stencils for self-filling of ballots	Number of stencils to fill the ballots	
			including					stencils with slots	stencils with slots and the use of Braille system
			for blind people and visually impaired people	for the deaf people and hard of hearing people (the presence of a sign language interpreter)	with dysfunction of the musculoskeletal system				
49	Leningrad Region	989	943	0	0	18	212	425	105
50	Lipetsk Region	875	863	3	390	875	875	1750	0
51	Magadan Region	92	10	1	10	10	92	92	10
52	Moscow Region	3388	193	42	212	164	164	0	164
53	Murmansk Region	461	38	0	121	38	38	266	0
54	Nizhni Novgorod Region	2323	2299	9	231	178	2305	2305	100
55	Novgorod Region	545	482	0	86	545	27	0	27
56	Novosibirsk Region	2032	101	9	35	101	101	101	101
57	Omsk Region	1847	14	6	111	53	0	0	0
58	Orenburg Region	1812	105	2	68	105	105	190	40
59	Orel Region	749	749	0	10	749	749	749	0
60	Penza Region	1149	1149	0	215	1149	1149	1149	0
61	Pskov Region	648	11	4	20	11	11	11	33
62	Rostov Region	2594	706	23	329	1003	1360	1360	0
63	Ryazan Region	1063	47	2	61	47	47	54	0
64	Samara Region	1710	1710	0	662	62	1710	1610	100
65	Saratov Region	1783	692	8	625	44	399	399	399
66	Sakhalin Region	316	316	3	82	316	316	316	28
67	Sverdlovsk Region	2537	21	0	134	21	21	79	0
68	Smolensk Region	810	41	1	146	41	12	50	24
69	Tambov Region	952	677	1	132	48	677	700	80
70	Tver Region	1259	1259	40	166	1259	1259	2518	65
71	Tomsk Region	777	39	0	32	39	39	0	39
72	Tula Region	1135	5	0	15	5	5	35	35
73	Tyumen Region	1128	54	0	376	54	54	250	0
74	Ulyanovsk Region	993	509	2	68	509	147	157	0

# item	Subject of the Russian Federation	Total number of polling stations (excluding polling stations formed on ships and polar stations)	Number of polling stations equipped for election voters with disabilities			Number of polling stations defined by decision ECSRF; information stands were placed materials have been carried out in large type and (or) with the use of Braille system	Number of polling stations defined by decision ECSRF; which used stencils for self-filling of ballots	Number of stencils to fill the ballots	
			for blind people and visually impaired people	for the deaf people and hard of hearing people (the presence of a sign language interpreter)	with dysfunction of the musculoskeletal system			stencils with slots	stencils with slots and the use of Braille system
75	Chelyabinsk Region	2245	111	25	34	111	111	222	0
76	Yaroslavl Region	906	905	0	28	905	905	905	50
77	Moscow City	3386	48	0	152	48	48	200	200
78	Saint-Petersburg City	1851	100	14	1049	100	9	100	9
79	Jewish Autonomous Region	144	0	0	0	10	0	0	0
80	Nenets Autonomous area	51	2	0	4	0	0	0	0
81	Khanty-Mansi Autonomous area – Yugra	657	544	33	311	440	657	657	0
82	Chukot Autonomous area	57	35	0	0	13	0	0	0
83	Yamalo-Nenetski Autonomous area	211	108	1	49	105	90	99	15
	Total	94085	30516	586	14447	22480	25100	32554	4392

Chapter 12.

Election of the President of the Russian Federation returns

12.1. General election returns

Central Election Commission of the Russian Federation at the meeting on the 7th of March 2012 in accordance with the articles 19 and 76 of the Federal law “On the Election of the President of the Russian Federation” determined the Election of the President of the Russian Federation returns (Table 12.1).

According to the data of Central Election Commission of the Russian Federation protocol dd. the 7th of March 2012 on the Election of the President of the Russian Federation returns, 71 701 665 voters have taken part in the voting. The registered candidate for the President of the Russian Federation, Vladimir Vladimirovich Putin has got 45 602 075 votes, which amounts to 63,60 percent, i.e. more than a half of election turnout (pic.12.1). In 2004 49 565 238 voters casted their votes in favour of V.V. Putin (71,31 % of election turnout).

Gennady Andreyevich Zyuganov, nominated by the “Communist Party of the Russian Federation”, rank second in election returns, stood for by 12 318 353 voters – 17,18 percent of election turnout. By comparison, in 2008 G.A. Zyuganov got 13 243 550 votes, or 17,72 percent, in 2004 the “Communist Party of the Russian Federation” candidate N.M. Kharitonov got 9 513 313 votes, or 13,69 percent, and in 2000 G.A. Zyuganov – 21 928 468 votes or 29,21 percent.

Mikhail Dmitriyevich Prokhorov ranked third, having 5 722 508 votes or 7,98 percent.

The candidate Vladimir Volfovich Zhirinovskiy earned the sympathy of 4 458 103 voters or 6,22 percent of election turnout (in 2008, 6 988 510 voters voted in favour of him or 9,35 percent).

2 763 935 people voted in favour of the candidate Sergey Mikhailovich Mironov, which amounts in 3,85 percent of election turnout, in 2004 – 524 324 voters or 0,75 percent.

At one polling station in Daghestan Republic the election was declared invalid. The total number of the voters included into the voter's list by the close of the election at this polling station came up to 2178 people.

12.2. Election returns in the constituents of the Russian Federation

Preparation and conduct of the Election of the President of the Russian Federation was performed by 83 election commissions of the constituents of the Russian Federation, 2746 territorial election commissions, more than 95 thousand Precinct Election commissions.

After determination of election returns at a corresponding territory, the original copies of election commissions' protocols of the constituents of the Russian Federation including tally sheets and other documents were submitted to the Central Election Commission of the Russian Federation.

According to the election returns in all the constituents of the Russian Federation the majority of

Table 12.1

The Election of the President of the Russian Federation returns

Item No.	Surnames, names and patronymics, included into a ballot the candidate	Quantity of the votes in favour of every registered candidate	
		absolute value	percent of election turnout
1	ZHIRINOVSKY Vladimir Volfovich	4 458 103	6,22
2	ZYUGANOV Gennady Andreyevich	12 318 353	17,18
3	MIRONOV Sergey Mikhailovich	2 763 935	3,85
4	PROKHOROV Mikhail Dmitriyevich	5 722 508	7,98
5	PUTIN Vladimir Vladimirovich	45 602 075	63,60



Pic. 12.1

voters took the poll in favour of the candidate V.V. Putin (Appendix 1 to the Chapter 12). In the Chechen Republic 99,76 percent of election turnout voted in his favour, in the Daghestan Republic – 92,84 percent, in the Ingush Republic – 91,91 percent, in the Kostroma and the Kalinigrad regions and in Moscow city – 52,78, 52,55 and 46,95 percent of voters respectively (pic. 12.2). In 66 subjects of the Russian Federation from 50 to 70 percent of election turnout voted in favour of V.V. Putin, in 12 – from 70 to 90 percent, in four – more than 90 percent and in one – less, than 50 percent of voters.

From 0,03 to 29,09 percent of election turnout voted in favour of the candidate G.A. Zyuganov, upon that, more than 20 percent – in 29 subjects of the Russian Federation, from 10 to 20 percent – in 44, from 5 to 10 percent – in seven, and less, than 5 percent – in three. G.A. Zyuganov ranked second in all the constituents of the Russian Federation, except Moscow city and St. Petersburg city, where he lost to M.D. Prokhorov. G.A. Zyuganov has got the maximum number of votes in the Orel, Kostroma and Orenburg regions – 29,09, 26,02 and 24,92 percent respectively, minimum – in the Ingush Republic, Tyva Republic and Chechen Republic 4,45, 4,32 and 0,03 percent of election turnout respectively (pic. 12.3).

From 0,02 to 10,54 percent of election turnout voted in favour of the candidate V.V. Zhirinovskiy, upon that, more than 10 percent – in two constituents Of the Russian Federation, from 5 to 10 percent – in 66, less, than 5 percent – in 15. B.B. Zhirinovskiy has got the maximum number of votes in the Kamchatka, Khabarovsk and Zabaykalsky Territory – 10,54, 10,47 and 9,95 percent respectively, minimum number of votes – in the Karachaevo-Cherkess Republic, the Daghestan Republic and the Chechen Republic – 0,98, 0,11 and 0,02 percent of votes respectively (pic. 12.4).

The candidate M.D. Prokhorov has got voters' support within the range from 0,02 to 20,45 percent of election turnout. Upon that, he has got less than 5 percent of votes in 15 subjects of the Russian Federation, from 5 to 10 percent – in 57 and more, than 10 percent – in 11. M.D. Prokhorov has got the maximum number of votes in Moscow city, St. Petersburg city and Kaliningrad region – 20,45, 15,52 and 13,56 percent respectively, minimum number of votes – in the Karachaevo-Cherkess Republic, the Daghestan Republic and the Chechen Republic – in the Karachaevo-Cherkess Republic, the Daghestan Republic and the Chechen Republic – 0,90, 0,45 and 0,02 percent of votes respectively (pic. 12.5).

From 0,03 to 7,12 percent of election turnout voted in favour of the candidate S.M. Mironov in the territories, upon that, less than 5 percent – in 69 constituents of the Russian Federation, more than 5 percent – in 14. S.M. Mironov has got the maximum number of votes in the Novgorod Region and in the Vologda Region and St. Petersburg city – 7,12, 6,62 and 6,61 percent respectively, minimum number of votes – in the Karachaevo-Cherkess Republic, the Daghestan Republic and the Chechen Republic – 0,74, 0,29 and 0,03 percent of votes respectively (pic. 12.6).

In all the Federal Districts V.V. Putin took the first place according to election returns, G.A. Zyuganov ranked second. M.D. Prokhorov was in advance of V.V. Zhirinovskiy in four Federal Districts, S.M. Mironov ranked fifth in all the Federal Districts (Table 12.2).

830 668 ballot or 1,17 percent of the total amount of ballots, found by Precinct Election commissions of polling stations, organized at the territories of the constituents of the Russian Federation, in mobile and stationery ballot boxes, were declared as informal votes, i.e. challenged votes. In 2008, at the similar elections, the part of informal ballots amounted to 1,36 percent (1011892 ballots). The major part of informal ballots was registered in the election commissions protocols of the Moscow region (1,73 %) and Moscow city (2,06 %), the fewest – in the election commissions protocols of Kabardino-Balkarian Republic (0,11 %), the Chechen Republic (0,14 %) and the Karachaevo-Cherkess Republic (0,22 %) (Appendix 2 to the Chapter 12).

At the election of the President of the Russian Federation of the year 2012, 2744 election commissions were organized at the territory of the Russian Federation. The number of voters, registered by these territories, ranges from 57 people in Krasnodar Territory (Novorossiysk, Sudovaya Territorial Election Commission), 500 people in Aleutian district of Kamchatka Territory to 350 532 people in Avtozavodskiy district of Tolyatti city of the Samara Region.

Voter turnout by territories ranged from 45,12 percent in Sobinskiy district of Vladimir region to 100 percent at Novaya Zemlya (Arkhangelsk Region) and in Krasnodar Territory (Novorossiysk, Sudovaya Territorial Election Commission). Voter turnout came up to 50 percent only at 22 territories. The number of territories and voter turnout range at the respective territories are specified in the Table 12.3 and at the pic. 12.7.

Table 12.2

**Deployment of the votes in favour of a candidate for the place of the President
of the Russian Federation at the election, held on the 4th of March 2012,
by Federal Districts (percent)**

Federal district	The candidate				
	Zhirinovskiy Vladimir Volfovich	Zyuganov Gennady Andreyevich	Mironov Sergey Mikhailovich	Prokhorov Mikhail Dmitrievich	Putin Vladimir Vladimirovich
Central	6,75	20,31	4,37	10,62	56,51
North-Western	6,66	15,18	5,86	11,92	59,13
Southern	6,30	18,90	3,64	6,27	63,79
Privolzhsky	5,18	16,70	3,26	5,75	68,10
Ural	6,18	13,01	4,37	8,21	67,04
Siberian	7,73	18,30	3,31	7,40	62,12
Far Eastern	8,66	18,02	4,22	7,96	59,89
North Caucasian	2,56	10,36	1,57	2,29	82,70

By territories, from 36,84 percent (Moscow city, Sokol district) to 99,89 percent (the Chechen Republic, Naur district) of election turnout was in favour of V.V. Putin. Less than 50 percent of voters casted their votes in favour of V.V. Putina at 146 territories, and at 172 territories he mustered more than 90 percent of votes.

From 0,01 percent of voters at the six territories of the Chechen Republic to 35,06 percent in the Krasnooktyabrskiy district of the Nizhni Novgorod Region voted in favour of G.A. Zyuganov, upon that, at 29 territories the result was equal to less than 1 percent. The candidate G.A. Zyuganov has got more than 10 percent of votes at 2401 territory.

V.V. Zhirinovskiy's result made from 0 percent in five districts of the Daghestan Republic and Kurchaloyevskiy region of the Chechen Republic to 18,17 percent in the Karelian Republic (Petrozavodsk City Sudovaya Territorial Election Commission No.3), upon that, he won less than 1 percent of votes

at 157 territories. Ten and more percent of votes the candidate B.B. Zhirinovskiy has got at 129 territories.

V.V. Zhirinovskiy was in advance of G.A. Zyuganova at 50 territories, his maximum advantage is 6,53 percent in Ordzhonikidze district of Novokuznetsk city of the Kemerovo Region.

M.D. Prokhorov has got from 0 percent in three districts of the Daghestan Republic to 30,37 percent in Kurkino district (Moscow city). He has won less than 1 percent at 166 territories, and at 395 territories M.D. Prokhorov's result made 10 and more percent of voter turnout.

S.M. Mironov has got from 0 percent in two districts of the Daghestan Republic to 10,98 percent of votes in Arbazhskiy district of the Kirov Region. Besides the Kirov Region the threshold of 10 percent was cleared at three territories: Ardonskiy district of the North Ossetian Republic – Alania, in the Karelian Republic (Petrozavodsk City Sudovaya Territorial Election Commission No.3) and Pinezhskiy district of the Arkhangelsk Region. Less than 1 percent of election turnout belongs to S.M. Mironov at 179 territories.

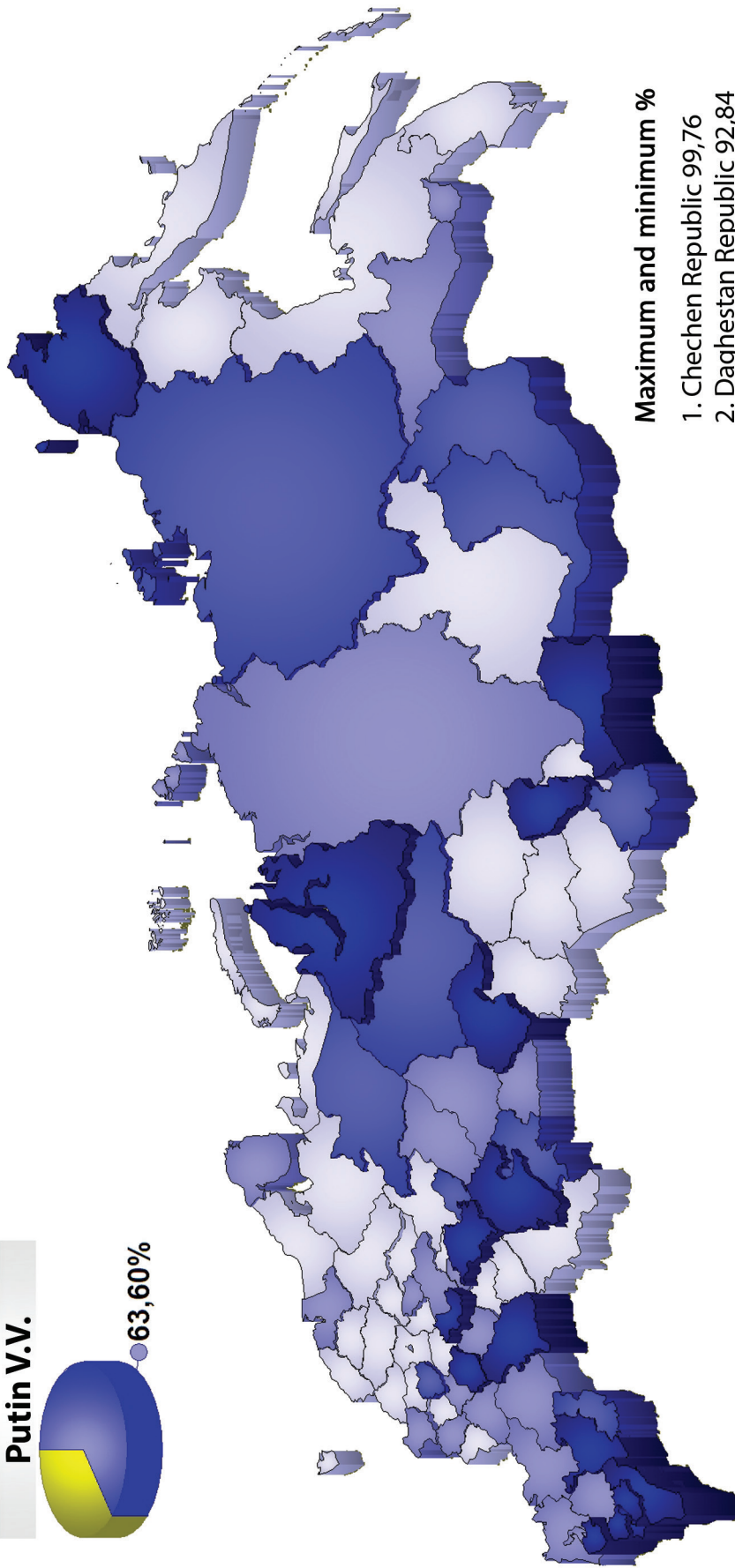

The vote returns by Territorial Election Commissions are specified in the Appendix 3 to the Chapter 12.

V.V. Putin's voting strength in 100 largest cities varied from 45,65 percent in Orel city to 90,49 percent in Makhachkala city. In 93 cities V.V. Putin won with the result, exceeding 50 percent (Appendix 4 to the Chapter 12).

Table 12.3

Voter turnout range, %	Number of territories
from 40 до 50	22
from 50 до 60	743
from 60 до 70	1115
from 70 до 80	451
from 80 до 90	193
from 90 до 100	222

ELECTION OF THE PRESIDENT OF THE RUSSIAN FEDERATION



Maximum and minimum %

- 1. Chechen Republic 99,76
- 2. Daghestan Republic 92,84
- 82. Kaliningrad Region 52,55
- 83. Moscow City 46,95

To vote for the candidate, %

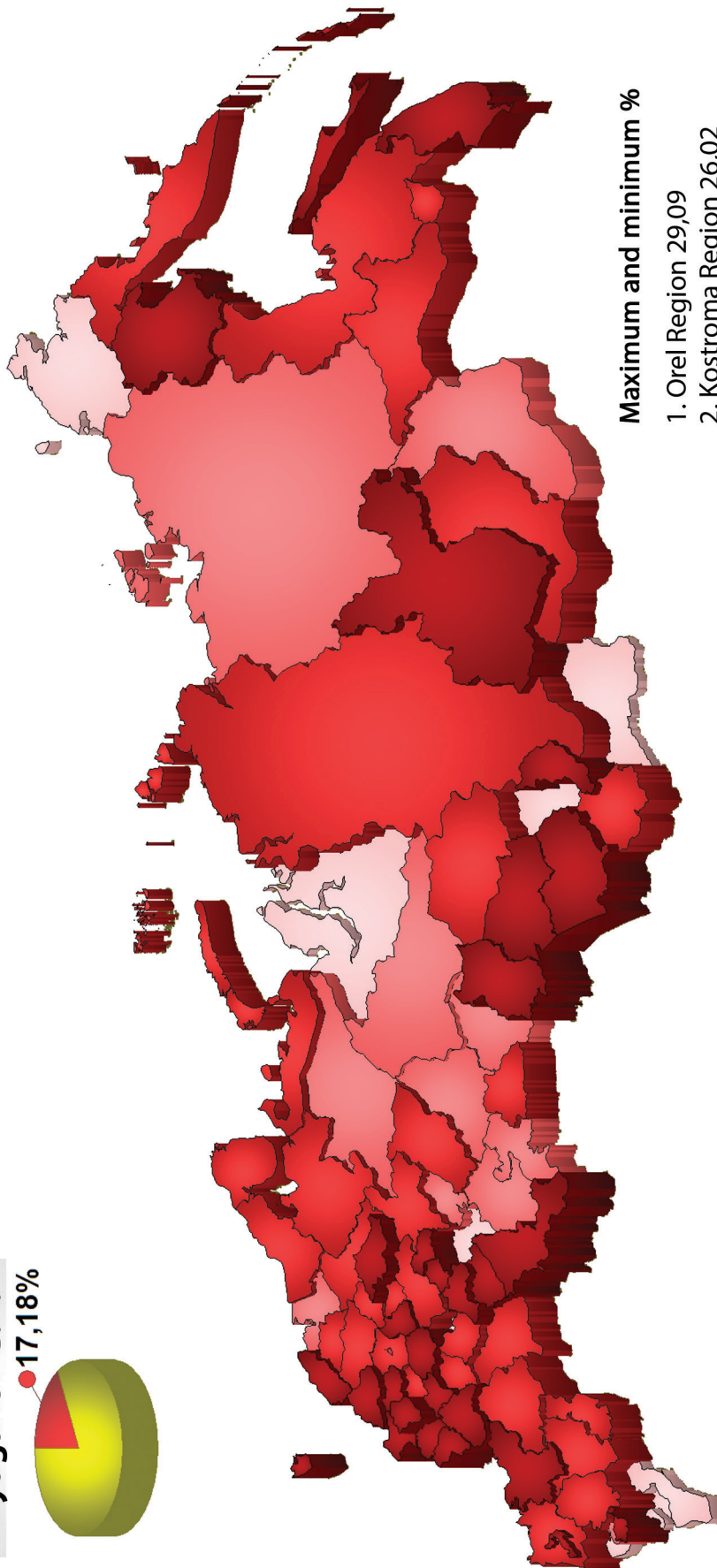
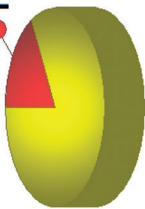


Pic. 12.2

ELECTION OF THE PRESIDENT OF THE RUSSIAN FEDERATION

Zyuganov G.A.

17,18%



Maximum and minimum %

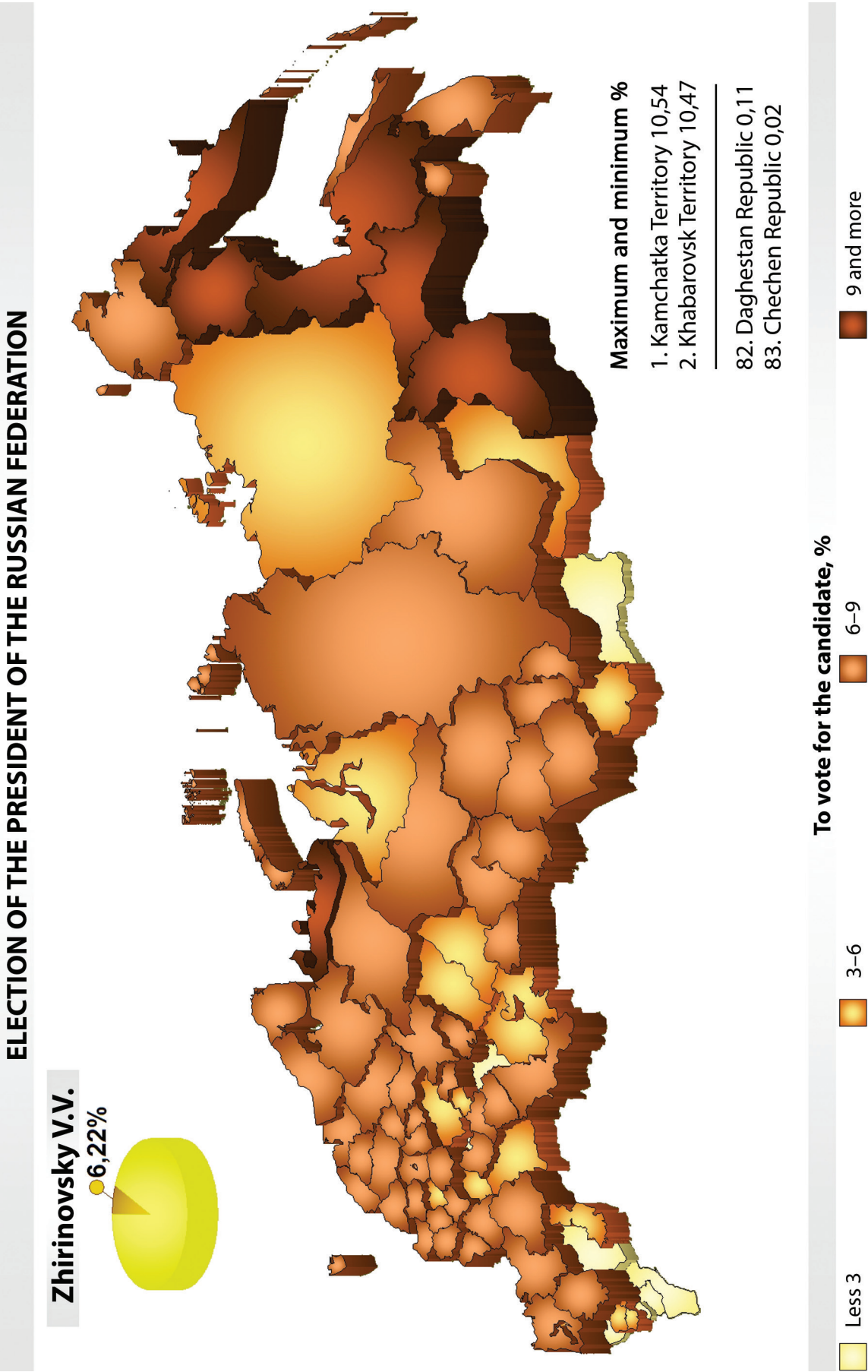
1. Orel Region 29,09
2. Kostroma Region 26,02

-
82. Tyva Republic 4,32
 83. Chechen Republic 0,03

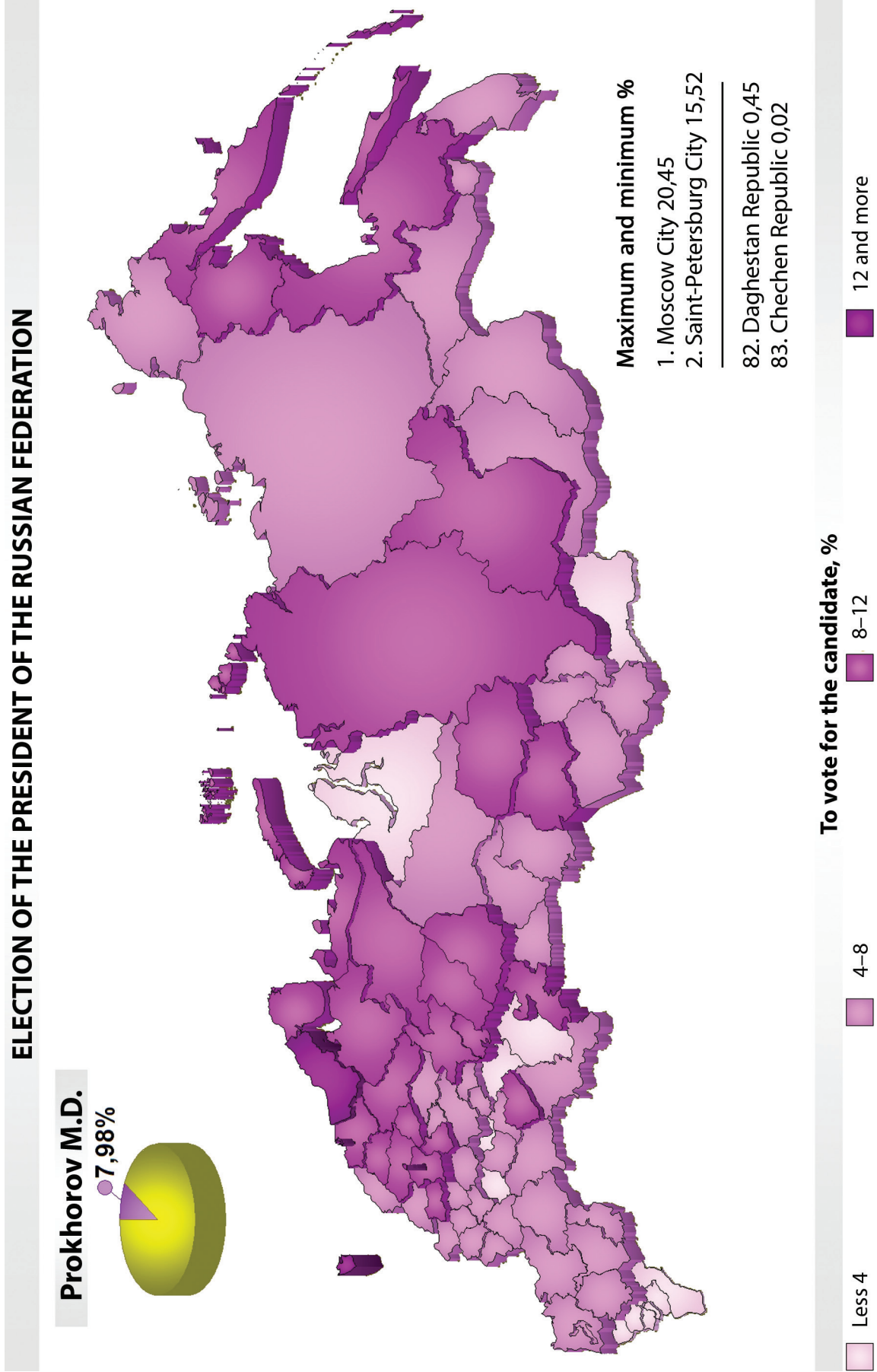
To vote for the candidate, %



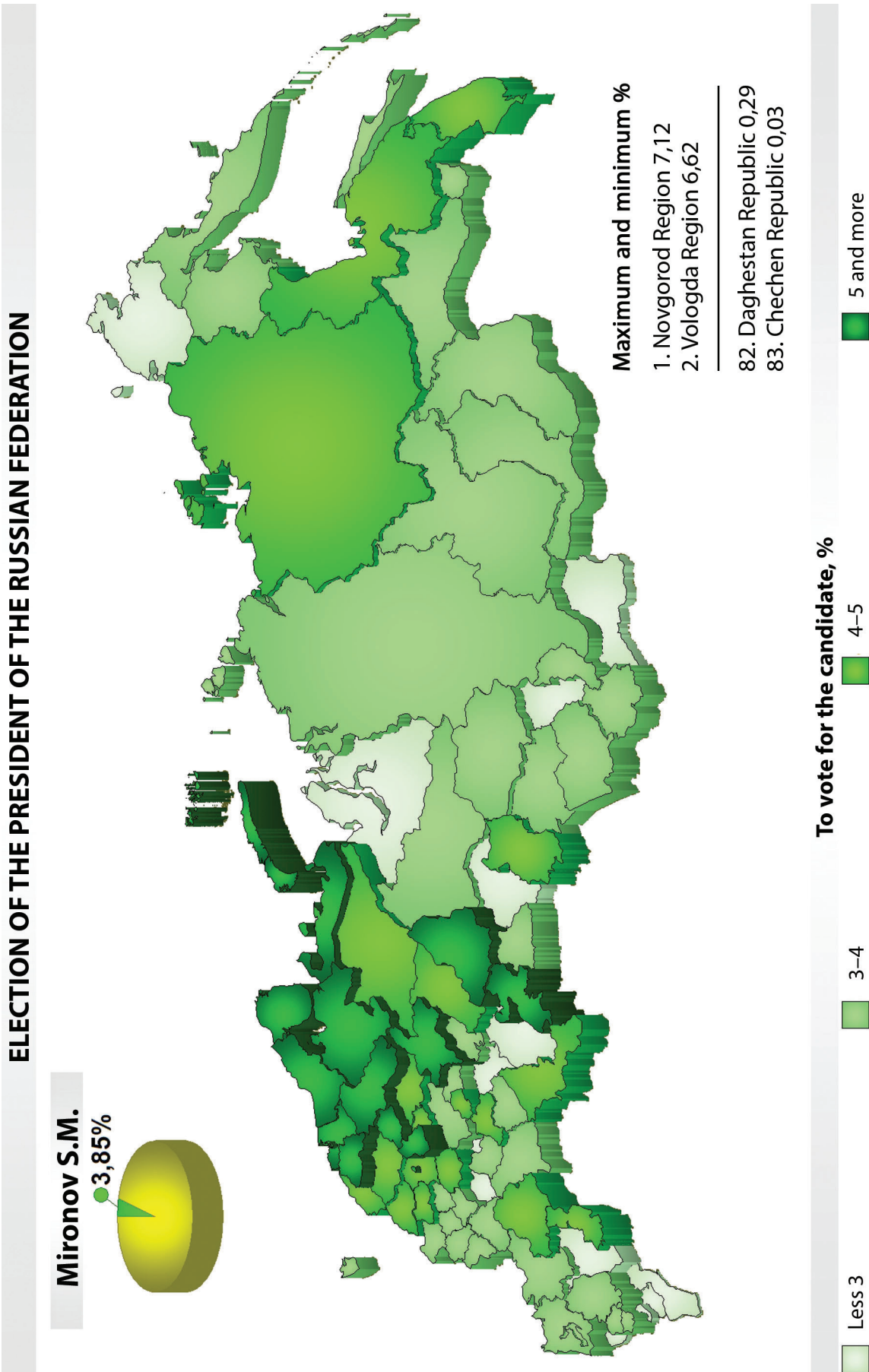
Pic. 12.3



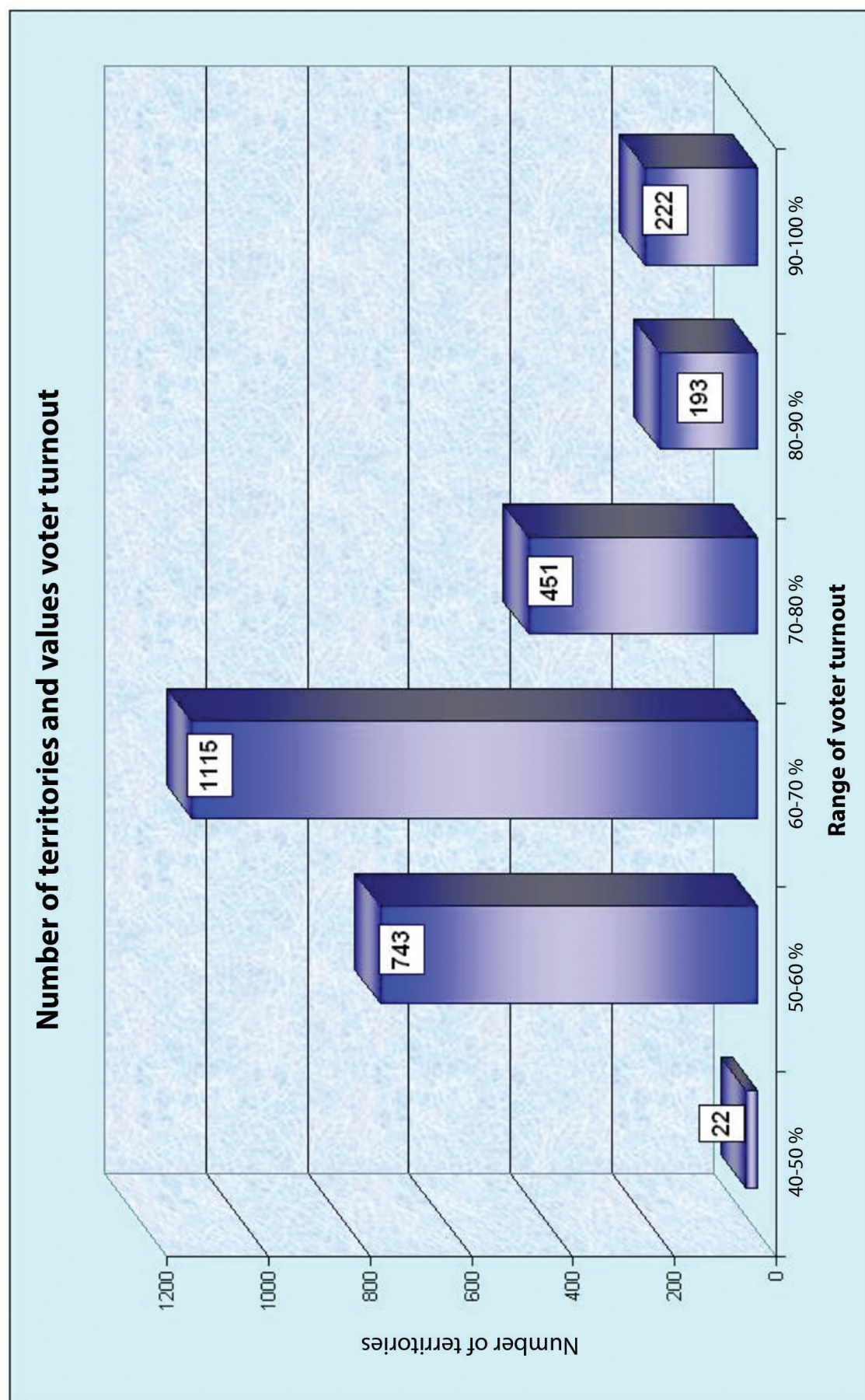
Pic. 12.4



Pic. 12.5



Pic. 12.6

*Pic. 12.7*

12.3. Election returns at the polling stations, organized outside the Russian Federation

Outside of the Russian Federation, including Baikonur city (the Republic of Kazakhstan), the votes deployed as follows. The maximum number of votes belongs to V.V. Putin – 331 195 (73,19 %), M.D. Prokhorov is at the second place – 60 664 (13,41 %), G.A. Zyuganov is at the third place – 33 073 (7,31 %), B.B. Zhirinovskiy is at the fourth place – 12 592 (2,78 %), S.M. Mironov is at the fifth place – 8991 (1,99 %).

V.V. Putin took the first place on the base of votes number in the absolute majority of the states, where polling stations were organized. In CIS countries, more than 90 percent of votes were casted in his favour in Tadzhikistan (92,58 %) and Kyrgyzstan (90,74 %). Among the countries, where more than 100 000 voters (Federal Republic of Germany – 505 973, Moldova – 180 961, Israel – 161 471, Estonia – 119 524), were registered as on the 1st of January of the year 2012, according to data of the Ministry of Foreign Affairs of the Russian Federation, the major number of votes belongs to V.V. Putin, in Moldova (87,39 %) and Estonia (85,37 %).

The Great Britain (57,98 %), USA (52,41 %), Canada (43,77 %) and Australia (43,53 %) are among the countries, where M.D. Prokhorov has won the first place by the number of votes).

G.A. Zyuganov ranks second by the votes number in some countries, including Uganda (24,73 %), Angola (20,61 %), Nicaragua (19,32 %) and in the Democratic People's Republic of Korea (18,24 %).

B.B. Zhirinovskiy ranks fourth if the major part of the countries, according to the number of voters. He has got the maximum number of votes in the Democratic People's Republic of Korea (14,86 %), Sudan (12,21 %), Tanzania (12,00 %) and Guatemala (11,86 %).

S.M. Mironov has won the highest result by the quantity of votes in Burundi (13,79 %), Jamaica (12,12 %), Cabo-Verde (11,67 %) and Paraguay (11,54 %).

At the territory of Baikonur city (the Republic of Kazakhstan) the majority of the votes was won by V.V. Putin – 70,79 percent, G.A. Zyuganov is at the second place – 12,14 percent, M.D. Prokhorov is at the third place – 6,81 percent, V.V. Zhirinovskiy is at the fourth place – 5,52 percent. S.M. Mironov has won 2,99 percent of votes.

Appendix 1 to the Chapter 12

**Distribution of votes for candidates for the post of the President
of the Russian Federation in the election March 4, 2012,
on the subjects of the Russian Federation**

№ item	Subject of the Russian Federation	Number of voters for the candidates, %				
		Zhirinovskiy V.V.	Zyuganov G.A.	Mironov S.M.	Prokhorov M.D.	Putin V.V.
1	Adygei Republic	5,06	20,55	3,01	5,96	64,07
2	Altai Republic	5,60	16,92	3,34	6,15	66,87
3	Bashkortostan Republic	3,64	14,18	2,49	3,64	75,28
4	Buriat Republic	5,34	18,04	3,36	5,87	66,20
5	Daghestan Republic	0,11	5,94	0,29	0,45	92,84
6	Ingush Republic	1,17	4,45	1,06	1,16	91,91
7	Kabardino-Balkarian Republic	3,08	13,81	3,05	2,32	77,64
8	Kalmyk Republic	2,54	17,51	2,68	6,04	70,30
9	Karachaevo-Cherkess Republic	0,98	5,81	0,74	0,90	91,36
10	Karelian Republic	8,59	16,47	6,10	12,22	55,38
11	Komi Republic	7,67	13,34	4,32	8,32	65,02
12	Mari El Republic	6,53	22,09	3,98	6,37	59,98
13	Mordovian Republic	2,34	7,23	1,11	1,61	87,06
14	Yakutian (Sakha) Republic	4,37	14,39	4,41	6,49	69,46
15	North Ossetian Republic - Alania	3,16	21,05	3,11	1,66	70,06
16	Tatarstan Republic	2,23	9,66	1,76	2,93	82,70
17	Tyva Republic	1,74	4,32	1,37	1,98	90,00
18	Udmurt Republic	6,27	14,82	3,42	8,59	65,75
19	Khakass Republic	8,48	20,56	3,59	7,84	58,40
20	Chechen Republic	0,02	0,03	0,03	0,02	99,76
21	Chuvash Republic	5,65	20,58	4,44	5,52	62,32
22	Altai Territory	8,33	22,26	3,90	7,13	57,35
23	Zabaykalsky Territory	9,95	14,37	3,01	5,91	65,69
24	Kamchatka Territory	10,54	15,97	3,47	8,95	59,84
25	Krasnodar Territory	6,54	18,46	3,31	6,75	63,72
26	Krasnoyarsk Territory	8,61	18,03	3,54	8,42	60,16
27	Perm Territory	4,60	15,78	4,40	10,86	62,94
28	Primorski Territory	8,63	20,36	4,36	7,95	57,31
29	Stavropol Territory	6,99	18,03	3,14	6,33	64,47
30	Khabarovsk Territory	10,47	17,65	4,88	9,50	56,15
31	Amur Region	9,94	16,87	3,40	5,77	62,84
32	Arkhangelsk Region	8,90	15,94	5,78	10,45	57,97
33	Astrakhan Region	5,07	15,64	4,30	5,06	68,76
34	Belgorod Region	6,62	23,45	3,96	5,53	59,30
35	Bryansk Region	6,14	20,91	3,35	4,59	64,02
36	Vladimir Region	8,40	20,75	6,57	9,45	53,49
37	Volgograd Region	6,86	18,85	4,33	5,56	63,41
38	Vologda Region	8,13	15,35	6,62	9,38	59,44
39	Voronezh Region	6,22	22,42	3,68	5,35	61,34
40	Ivanovo Region	7,25	18,30	4,44	7,13	61,85
41	Irkutsk Region	8,24	22,57	3,84	8,76	55,45

№ item	Subject of the Russian Federation	Number of voters for the candidates, %				
		Zhirinovskiy V.V.	Zyuganov G.A.	Mironov S.M.	Prokhorov M.D.	Putin V.V.
42	Kaliningrad Region	7,79	21,33	3,53	13,56	52,55
43	Kaluga Region	7,42	20,01	4,23	8,07	59,02
44	Kemerovo Region	6,82	8,14	2,28	4,60	77,19
45	Kirov Region	7,90	18,54	5,22	9,27	57,93
46	Kostroma Region	8,09	26,02	4,62	7,61	52,78
47	Kurgan Region	8,57	17,40	4,00	5,75	63,39
48	Kursk Region	8,20	20,24	3,81	6,26	60,45
49	Leningrad Region	6,77	14,18	5,86	9,98	61,90
50	Lipetsk Region	7,13	21,13	3,95	5,55	61,00
51	Magadan Region	9,18	20,01	3,74	9,71	56,25
52	Moscow Region	6,66	19,36	4,23	11,18	56,85
53	Murmansk Region	8,09	16,00	5,05	9,65	60,05
54	Nizhni Novgorod Region	5,96	19,05	3,40	6,75	63,90
55	Novgorod Region	7,41	17,70	7,12	8,72	57,91
56	Novosibirsk Region	7,70	22,53	3,03	9,18	56,34
57	Omsk Region	7,68	24,01	4,03	7,44	55,55
58	Orenburg Region	7,33	24,92	4,05	5,80	56,89
59	Orel Region	7,45	29,09	3,35	6,14	52,84
60	Penza Region	6,39	19,70	3,16	5,21	64,27
61	Pskov Region	6,71	20,64	4,57	7,30	59,69
62	Rostov Region	6,27	20,06	3,63	6,36	62,66
63	Ryazan Region	7,58	21,42	4,12	6,10	59,74
64	Samara Region	7,56	20,55	3,94	8,05	58,56
65	Saratov Region	5,06	15,63	3,27	4,46	70,64
66	Sakhalin Region	8,77	20,03	3,88	9,78	56,30
67	Sverdlovsk Region	5,20	12,14	5,47	11,46	64,50
68	Smolensk Region	7,94	23,07	4,34	6,75	56,69
69	Tambov Region	4,54	17,38	2,25	3,16	71,76
70	Tver Region	7,40	19,71	4,92	8,88	58,02
71	Tomsk Region	7,67	18,85	3,70	11,57	57,07
72	Tula Region	5,79	16,95	3,41	5,06	67,77
73	Tyumen Region	7,07	11,41	2,45	5,15	73,10
74	Ulyanovsk Region	6,96	24,03	4,17	5,62	58,18
75	Chelyabinsk Region	5,66	14,72	5,10	8,03	65,02
76	Yaroslavl Region	7,72	19,89	6,14	10,58	54,53
77	Moscow City	6,30	19,18	5,05	20,45	46,95
78	Saint-Petersburg City	4,65	13,06	6,61	15,52	58,77
79	Jewish Autonomous Region	8,35	18,63	3,48	6,42	61,59
80	Nenets Autonomous area	9,04	17,27	5,30	10,04	57,05
81	Khanty – Mansi Autonomous area - Yugra	8,11	13,80	3,29	7,14	66,41
82	Chukot Autonomous area	7,18	9,04	2,16	7,53	72,64
83	Yamalo-Nenetski Autonomous area	5,21	5,59	1,49	2,33	84,58

Appendix 2 to the Chapter 12

**Invalid ballots in the election of the President
of the Russian Federation, March 4, 2012**

№ item	Subject of the Russian Federation	Number of voters who participated in voting	Ballots shall be considered invalid	
			Number	%
1	Adygei Republic	220 481	2 967	1,35
2	Altai Republic	101 855	1 141	1,12
3	Bashkortostan Republic	2 300 258	17 592	0,76
4	Buriat Republic	416 104	4 921	1,18
5	Daghestan Republic	1 424 504	5 155	0,36
6	Ingush Republic	166 763	428	0,26
7	Kabardino-Balkarian Republic	385 786	418	0,11
8	Kalmyk Republic	133 002	1 242	0,93
9	Karachaevo-Cherkess Republic	291 620	631	0,22
10	Karelian Republic	309 439	3 839	1,24
11	Komi Republic	525 780	6 970	1,33
12	Mari El Republic	381 148	3 984	1,05
13	Mordovian Republic	581 707	3 796	0,65
14	Yakutian (Sakha) Republic	457 697	3 978	0,87
15	North Ossetian Republic - Alania	413 430	3 995	0,97
16	Tatarstan Republic	2 378 904	17 322	0,73
17	Tyva Republic	147 580	860	0,58
18	Udmurt Republic	784 405	9 048	1,15
19	Khakass Republic	247 479	2 819	1,14
20	Chechen Republic	613 070	876	0,14
21	Chuvash Republic	702 957	10 465	1,49
22	Altai Territory	1 175 430	12 004	1,02
23	Zabaykalsky Territory	498 407	5 271	1,06
24	Kamchatka Territory	156 647	1 951	1,25
25	Krasnodar Territory	2 692 090	32 893	1,22
26	Krasnoyarsk Territory	1 303 846	16 279	1,25
27	Perm Territory	1 170 209	16 562	1,42
28	Primorski Territory	989 669	13 796	1,39
29	Stavropol Territory	1 195 740	12 448	1,04
30	Khabarovsk Territory	653 997	8 733	1,34
31	Amur Region	399 704	4 708	1,18
32	Arkhangelsk Region	575 014	5 522	0,96
33	Astrakhan Region	432 603	5 107	1,18
34	Belgorod Region	899 973	10 209	1,13
35	Bryansk Region	699 848	6 922	0,99
36	Vladimir Region	638 010	8 484	1,33
37	Volgograd Region	1 278 416	12 696	0,99
38	Vologda Region	608 595	6 596	1,08
39	Voronezh Region	1 304 344	13 073	1,00
40	Ivanovo Region	519 239	5 338	1,03
41	Irkutsk Region	1 072 723	12 186	1,14
42	Kaliningrad Region	457 483	5 712	1,25

№ item	Subject of the Russian Federation	Number of voters who participated in voting	Ballots shall be considered invalid	
			Number	%
43	Kaluga Region	506 933	6 327	1,25
44	Kemerovo Region	1 642 580	16 002	0,97
45	Kirov Region	690 185	7 864	1,14
46	Kostroma Region	348 589	3 076	0,88
47	Kurgan Region	482 391	4 314	0,89
48	Kursk Region	606 717	6 350	1,05
49	Leningrad Region	810 757	10 664	1,32
50	Lipetsk Region	626 535	7 751	1,24
51	Magadan Region	69 686	769	1,10
52	Moscow Region	3 545 368	61 332	1,73
53	Murmansk Region	407 311	4 752	1,17
54	Nizhni Novgorod Region	1 857 953	17 366	0,93
55	Novgorod Region	309 970	3 556	1,15
56	Novosibirsk Region	1 352 726	16 410	1,21
57	Omsk Region	974 829	12 644	1,30
58	Orenburg Region	1 014 937	10 212	1,01
59	Orel Region	450 151	5 102	1,13
60	Penza Region	765 541	9 688	1,27
61	Pskov Region	353 966	3 880	1,10
62	Rostov Region	2 113 180	21 742	1,03
63	Ryazan Region	620 967	6 508	1,05
64	Samara Region	1 557 667	20 828	1,34
65	Saratov Region	1 323 161	12 400	0,94
66	Sakhalin Region	228 350	2 846	1,25
67	Sverdlovsk Region	2 073 983	25 560	1,23
68	Smolensk Region	481 949	5 843	1,21
69	Tambov Region	620 091	5 570	0,90
70	Tver Region	667 496	7 076	1,06
71	Tomsk Region	458 311	5 194	1,13
72	Tula Region	867 569	8 862	1,02
73	Tyumen Region	836 179	6 915	0,83
74	Ulyanovsk Region	666 159	6 926	1,04
75	Chelyabinsk Region	1 729 399	25 366	1,47
76	Yaroslavl Region	670 972	7 569	1,13
77	Moscow City	4 247 438	87 698	2,06
78	Saint-Petersburg City	2 388 567	33 331	1,40
79	Jewish Autonomous Region	79 413	1 208	1,52
80	Nenets Autonomous area	23 392	304	1,30
81	Khanty – Mansi Autonomous area - Yugra	707 504	8 829	1,25
82	Chukot Autonomous area	29 337	428	1,46
83	Yamalo-Nenetski Autonomous area	334 962	2 669	0,80
Total		71 249 127	830 668	1,17

Appendix 3 to the Chapter 12

**Results of voting in the election
of the President of the Russian Federation, March 4, 2012
on the Territorial election commissions**

№ item	Territorial election commission s	Number of voters on the voter lists	Votes for the candidates, %				
			Zhirinovskiy V.V.	Zyuganov G.A.	Mironov S.M.	Prokhorov M.D.	Putin V.V.
1	2	3	4	5	6	7	8
Adygei Republic							
1	Adygeyskaya	12021	1,76	25,36	1,48	4,5	65,68
2	Giaginskaya	25507	7,08	21,5	2,99	4,75	62,24
3	Koshekhabskaya	23159	3,26	23,66	2,2	5,01	64,83
4	Krasnogvardeyskaya	21790	6,08	18,33	2,25	4,94	66,35
5	Maikopskaya raionnaya	47209	7,27	21,64	4,09	5,6	59,91
6	Maikopskaya gorodskaya	135388	5,24	19,62	3,45	6,35	64,05
7	Tahtamukayskaya	50984	4,65	22,06	2,85	8,82	60,09
8	Teuchezhskaya	13856	1,38	14,37	1,06	1,73	80,87
9	Shovgenovskaya	12820	2,79	21,16	1,59	2,89	70,78
Total		342734	5,06	20,55	3,01	5,96	64,07
Altai Republic							
1	Gorno-Altayskaya gorodskaya	42824	6,59	19,78	4,3	9,57	58,22
2	Kosh-Agachskaya	13590	1,26	9,54	2,42	2,15	84,06
3	Mayminskaya	21422	8,85	19,89	4,17	7,48	58,59
4	Ongudaiskaya	10995	1,79	12,05	2,83	4,03	78,05
5	Turochanskaya	9562	7,4	21,71	3,37	7,03	59,61
6	Ulaganskaya	7887	3,15	15,64	3,7	3,87	72,86
7	Ust-Kanskaya	9846	3,95	13,74	1,79	2,85	76,97
8	Ust-Koksinskaya	11485	6,39	17,36	2,83	5,11	66,73
9	Chemalskaya	7523	5,49	13,85	2,61	6,11	70,92
10	Choyskaya	6111	8,63	18,86	2,89	5	63,54
11	Shebalinskaya	10217	3,9	15,1	2,54	4,13	73,69
Total		151462	5,6	16,92	3,34	6,15	66,87
Bashkortostan Republic							
1	Abzelilovskaya	30202	1,36	13,23	2,23	2,77	79,19
2	Agidel'skaya gorodskaya	13041	3,6	20,7	3,58	5,6	65,55
3	Alsheevskaya	31619	1,77	6,01	1,17	1,37	89,19
4	Arkhangelskaya	15009	1,65	6,74	0,91	1,29	88,83
5	Askinskaya	15706	2,55	12,41	1,45	1,74	81,32
6	Aurgazinskaya	28659	1,89	14,27	1,34	1,44	80,54
7	Baimak'skaya	38967	0,97	5,18	1,14	0,96	91,3
8	Bakalinskaya	22517	1,64	8,08	1,2	1,35	87,34
9	Baltachevskaya	15820	1,18	3,26	0,62	0,52	94,25
10	Belebeievskaya	76212	2,25	11,3	1,54	1,51	83
11	Belokatayskaya	15595	1,58	5,94	1,11	1,16	89,88
12	Beloretskaya	76835	3,97	13,72	2,78	4,12	74,51
13	Bizhbulyak'skaya	18952	3,27	12,57	2,45	3,14	77,86
14	Blagovarskaya	19522	1,74	11,51	1,26	2,28	82,71
15	Blagoveshchenskaya	36458	7,06	10,48	2,29	2,78	76,6
16	Buzdyak'skaya	23546	3,51	14,65	2,52	2,96	75,47

1	2	3	4	5	6	7	8
17	Buraevskaya	19793	1,78	12,73	1,26	1,41	82,34
18	Burzyanskaya	10624	1,07	8,18	0,99	1,21	88,12
19	Gafuriyskaya	24512	2,2	13,07	1	1,14	82,03
20	Davlekanovskaya	31095	3,82	15,74	2,38	2,93	74,32
21	Duvanskaya	21246	3,86	14,93	2,14	2,57	75,76
22	Dyurtyulinskaya	48546	2,68	10,27	2	2,07	82,04
23	Ermekeevskaya	11854	2,04	10,59	1,31	1,52	83,96
24	Zianchurinskaya	21890	1,36	11,99	1,58	1,07	83,35
25	Zilairskaya	12219	1,3	6,8	0,73	0,69	90,22
26	Iglinskaya	25924	3,25	8,89	1,5	1,93	83,75
27	Ilishevskaya	24216	0,96	5,84	0,89	1,4	90,73
28	Ishimbayskaya	69601	4,02	20,51	2,49	3,07	69,15
29	Kaltasinskaya	20070	3,77	22,93	1,98	2,33	68,09
30	Karaidelskaya	19133	2,49	7,5	2,14	2,16	85,2
31	Karmaskalinskaya	36338	1,24	5,65	0,65	0,92	91,38
32	Kiginskaya	13884	0,82	12,8	0,93	0,87	83,83
33	Krasnokamskaya	20750	5,05	24,86	2,94	3,72	62,2
34	Kugarchinskaya	22802	2,06	14,67	1,65	1,79	79,43
35	Kumertauskaya gorodskaya	52875	5,87	25,12	3,69	4,05	60,25
36	Kushnarenkovskaya	22554	3,78	15,33	2,27	3	74,78
37	Mechetlinskaya	16046	1,44	10,58	1,33	2,02	83,9
38	Mishkinskaya	16683	3,98	13,94	1,83	2,26	77,36
39	Miyakinskaya	21805	2,66	20,59	2,42	2,84	69,65
40	Neftekamskaya gorodskaya	103554	5,19	18,96	3,78	4,95	66,12
41	Nurimanovskaya	14406	3,61	7,87	1,42	1,8	84,64
42	Oktyabrskaya	79359	3,57	18,32	2,57	3,43	71,41
43	Salavatskaya gorodskaya	114650	2,76	18,67	2,97	2,55	72,35
44	Salavatskaya	19189	1,27	8,85	1,46	1,79	86,14
45	Sibaiskaya gorodskaya	46065	2,55	14,55	2,21	2,87	77,27
46	Sterlibashevskaya	16376	1,6	14,86	3,13	1,93	77,84
47	Sterlibashevskaya gorodskaya	207922	4,1	17,15	3,24	2,64	72,3
48	Sterlitamaskaya	28812	3,74	16,92	1,8	2,67	73,96
49	Tatyshlinskaya	19451	1,42	5,61	1,04	0,83	90,71
50	Ufa, Demskaya	45649	7,3	18,46	4,27	6,62	62,33
51	Ufa, Kalininskaya	146612	6,59	15,12	3,77	6,27	67,32
52	Ufa, Kirovskaya	109571	4,93	18,27	4,14	10,65	60,76
53	Ufa, Leninskaya	53103	6,42	18,42	3,93	9,47	60,42
54	Ufa, Oktyabrskaya	181858	6,18	18,64	3,74	6,86	63,55
55	Ufa, Ordjonikidzevskaya	129327	6,81	15,67	4,34	7,38	64,74
56	Ufa, Sovetskaya	136153	4,62	13,91	3,34	7,12	70,15
57	Ufinskaya	49727	6,03	17,55	3,3	5,94	66,06
58	Uchalinskaya	57399	1,26	13,16	1,35	1,88	81,14
59	Fedorovskaya	13635	1,58	6,07	1	1,2	89,82
60	Khaybullinskaya	24211	0,64	4,82	0,71	0,7	93
61	Chekmugashevskaya	23927	1,93	11,22	1,3	1,56	83,44
62	Chishminskaya	38023	2,91	13,22	1,78	2,58	78,68
63	Sharanskaya	16807	3,5	17,71	2,09	2,43	73,34
64	Yanaulskaya	37821	2,2	15,53	1,32	1,69	78,77
65	Birskaya	46305	4,39	17,52	2,88	4	70,51
66	Kuyurgazinskaya	18746	2,12	6,01	1,43	1,64	88,54

1	2	3	4	5	6	7	8
67	Mezhgorevskaya gorodskaya	12923	4,99	21,32	4,98	7,54	60,19
68	Meleuzovskaya	64336	2,01	9,63	1,23	1,58	85,03
69	Tuimazinskaya	95039	2,56	9,61	1,87	1,97	83,31
Total		3014076	3,64	14,18	2,49	3,64	75,28
Buriat Republic							
1	Barguzinskaya	16952	4,64	15,08	2,26	3,43	73,35
2	Bauntovskaya	6850	6,51	13,94	3,34	4,5	70,52
3	Bichurskaya	17891	6,75	23,61	2,55	3,03	63,24
4	Dzhidzhinskaya	18200	3,69	18,73	2,4	2,87	71,29
5	Yeravninskaya	9843	3	13,77	1,93	2,83	77,66
6	Zaigraevskaya	33920	6,39	18,83	3,02	4,25	65,11
7	Zakamenskaya	17327	2,14	11,23	1,43	2,12	82,21
8	Ivolginskaya	19739	3,86	18,26	3,09	6,04	67,61
9	Kabanskaya	44962	8,04	18,07	5,59	5,26	61,46
10	Kizhinginskaya	10771	2,3	10,24	2,04	2,73	81,87
11	Kurumkanskaya	10446	1,9	12,02	2,24	2,39	80,74
12	Kyakhtinskaya	26689	5,97	15,05	2,51	3,53	71,91
13	Muyskaya	10761	6,77	13,79	3,32	6,33	68,6
14	Mukhorshibirskaya	18013	5,73	15,54	3,14	3,03	71,62
15	Okinskaya	3094	1,7	14,83	2,04	6,39	74,42
16	Pribaikalskaya	18924	7,47	15,52	4,95	4,1	67,04
17	Severo-Baikalskaya	10884	6,94	17,67	3,03	5,2	66,07
18	Severobaikalskaya gorodskaya	17856	7,43	20,23	3,38	6,91	60,84
19	Selenginskaya	27343	4,57	14,53	2,79	3,71	73,44
20	Tarbagatajskaya	11000	6,75	17,09	2,45	4,06	68,51
21	Tunkinskaya	14663	2,59	13,91	1,89	3,74	76,09
22	Ulan-Ude, Zheleznodorozhnaya	98554	5,89	21,31	3,92	8,1	59,55
23	Ulan-Ude, Oktyabrskaya	105031	5,19	21,14	4,01	8,96	59,55
24	Ulan-Ude, Sovetskaya	47378	5,11	19,65	3,55	8,42	62,26
25	Khorinskaya	11918	3,74	11,97	2,1	3,16	78,2
Total		629009	5,34	18,04	3,36	5,87	66,2
Daghestan Republic							
1	Agulskaya	5777	0,02	3,92	0,68	0,78	93,63
2	Akushinskaya	28357	0	4,05	0,51	0,31	95,07
3	Akhvakhskaya	12586	0,19	9,59	0,31	0,98	88,33
4	Akhtinskaya	18532	0,12	6,6	0,21	0,28	92,06
5	Babayurtovskaya	26482	0,13	3,61	0,16	0,36	95,1
6	Bezhtinskaya	5382	0,21	2,97	1,41	0	95,4
7	Botlikhskaya	25277	0,08	3,08	0,26	0,47	95,79
8	Buynakskaya	44712	0	4,71	0,01	0,03	95,18
9	Буйнакская gorodskaya	39792	0,07	8,57	0,66	1	89,39
10	Gergebilskaya	12207	0,1	2,99	0,19	0,57	95,35
11	Gumbetovskaya	10761	0,02	3,12	0,73	0,38	95,73
12	Gunibskaya	14974	0,57	14,61	0,51	1,82	81,76
13	Dagogninskaya gorodskaya	20514	0,08	3,06	0,07	0,11	96,4
14	Dakhadaevskaya	25127	0,05	1,43	0,1	0,44	97,52
15	Derbentskaya	57972	0,01	4,8	0,01	0,08	95,1
16	Derbentskaya gorodskaya	66403	0,04	3,26	0,15	0,36	96,08
17	Dokuzparinskaya	9415	0,02	2,26	0,35	0,09	97,08
18	Izberbashskaya gorodskaya	26704	0,23	5,59	0,25	0,55	92,93

1	2	3	4	5	6	7	8
19	Kazbekovskaya	28246	0,02	3,91	0,14	0,16	95,11
20	Kaytagskaya	19978	0,13	3,44	0,1	0,16	95,83
21	Karabudahkenskaya	44693	0,01	3,63	0,23	0,33	95,29
22	Kaspiyskaya gorodskaya	50192	0,27	8,78	0,41	1	88,38
23	Kayakentskaya	32924	0,27	17,51	0,32	0,7	80,82
24	Kizilyurtovskaya	42645	0	4	0	0	96
25	Kizilyurtovskaya gorodskaya	26588	0,11	7,1	0,26	0,4	91,83
26	Kizlyarskaya	41720	0,02	4,25	0,18	0,42	94,81
27	Kizlyarskaya gorodskaya	25037	0,77	11,4	0,63	1,44	84,92
28	Kulinskaya	7411	0,01	3,36	0,14	0,2	96,04
29	Kumtorkalinskaya	14113	0,03	2,09	1,59	0,17	95,77
30	Kurakhskaya	10638	0,1	2,39	0,03	0,19	96,75
31	Lakskaya	7693	0,1	5,15	0,12	0,26	94,08
32	Levashinskaya	45729	0,03	4,75	0,08	0,07	94,43
33	Magaramkentskaya	38469	0,07	2,63	0,04	0,16	97,01
34	Makhachkala, Kirovskaya	86235	0,08	8,76	0,25	0,4	90,31
35	Makhachkala, Leninskaya	77365	0,1	7,35	0,23	0,31	91,88
36	Makhachkala, Sovetskaya	92669	0,24	9,2	0,24	0,57	89,48
37	Novolakskaya	19366	0,06	5,89	0,2	0,47	93,11
38	Nogaiskaya	15562	0,33	19,88	0,59	1,16	77,41
39	Rutul'skaya	14728	0,27	6,79	0,17	0,69	91,62
40	Sergokalinskaya	19952	0,21	4	0,5	0,25	95,04
41	Suleiman Stalinskaya	35973	0,06	3,94	0,02	0,08	95,56
42	Tabasaranskaya	32679	0,46	12,77	1,39	0,57	82,46
43	Tarumovskaya	19376	0,1	6,43	0,16	0,27	92,59
44	Tlyaratinskaya	14730	0,02	4,71	0,11	0,2	94,85
45	Untsukolskiaya	14349	0,11	6,83	0,24	1,03	91,36
46	Khasavyurtovskaya	87376	0	4,85	0,03	0,04	95,07
47	Khasavyurtovskaya gorodskaya	61656	0,08	4,83	1,53	2,04	90,85
48	Khivskaya	13947	0,11	4,72	0,05	0,14	94,8
49	Khunzakhskaya	19677	0	2,94	0	0	96,51
50	Tsumandinskaya	13207	0,1	4,94	0,47	0,33	93,58
51	Tsuntinskaya	6675	0,05	6,74	0,03	0,05	92,64
52	Charodinskaya	7639	0,01	4,95	0,03	0,03	94,96
53	Shamil'skaya	17356	0	3,8	0,11	0,95	95,02
54	Yuzhno-Sukhokumskaya gorodskaya	6083	0,24	7,68	0,22	0,75	91
Total		1563650	0,11	5,94	0,29	0,45	92,84
Ingush Republic							
1	Dzheyrahskaia	2505	0,49	2,5	0,78	0,99	95,07
2	Karabulakskaya gorodskaya	12684	1,48	3,86	1,08	1,38	91,16
3	Magasskaya gorodskaya	1022	0,4	1,68	0,4	0,49	96,74
4	Malgobekskaya	28772	2,16	3,91	1,27	0,63	92,01
5	Malgobekskaya gorodskaya	21426	1,97	3,32	0,67	1,09	92,51
6	Nazranovskaya	48561	0,56	5,17	1,58	1,53	91,09
7	Nazranovskaya gorodskaya	40467	1,78	3,26	0,83	1,75	91,96
8	Sunzhenskaya	37430	0,1	6,23	0,67	0,42	92,44
Total		192867	1,17	4,45	1,06	1,16	91,91
Kabardino-Balkarian Republic							
1	Baksanskaya	38042	3,13	15,97	3,71	2,69	74,5
2	Baksanskaya gorodskaya	28663	3,33	14,01	2,97	1,92	77,73

1	2	3	4	5	6	7	8
3	Zolskaya	29008	3	14,72	2,88	2,21	77,17
4	Leskenskaya	18584	3,35	14,85	3,05	2,62	76,09
5	Mayskaya	26625	3,31	14,39	2,49	1,37	77,45
6	Nalchikskaya gorodskaya	157405	2,77	13,36	2,88	1,94	79,02
7	Prokhladnenskaya	32801	3,59	13,23	2,51	2,73	77,91
8	Prokhladnenskaya gorodskaya	40679	3,41	13,46	3,47	1,75	77,55
9	Terskaya	35025	3,06	13,19	3,83	1,52	78,39
10	Urvanskaya	43480	3,38	12,92	3,1	3,33	77,2
11	Chegemskaya	39504	3,1	12,44	3,9	4,88	75,69
12	Cherekskaya	17373	2,45	16,18	2,01	1,85	77,32
13	Elbruskaya	20958	3,24	15,59	2,09	1,38	77,63
Total		528147	3,08	13,81	3,05	2,32	77,64
Kalmyk Republic							
1	Gorodovikovskaya	13733	4,41	26,59	2,45	3,8	61,7
2	Iki-Burulskaya	7616	1,29	13,62	2,26	3,76	78,36
3	Laganskaya	14603	1,4	10,3	1,39	2,89	83,39
4	Ketchenerovskaya	7407	0,39	10,35	0,81	3,26	84,52
5	Maloderbetovskaya	7891	2,99	24,48	3,48	6,47	61,61
6	Oktyabrskaya	6167	1,48	14,04	1,16	2,81	79,91
7	Priyutnenskaya	8519	2,9	18,85	2,37	2,5	73,07
8	Sarpinskaya	9886	4,05	17,79	2,39	3,8	71,31
9	Tselinnaya	14569	2,95	19,2	2,58	6,1	68,18
10	Chernozemelskaya	8268	0,86	7,38	1,01	1,96	88,35
11	Elistinskaya	86616	2,72	20,03	3,95	9,89	62,23
12	Yustinskaya	7461	0,77	16,29	2,59	5,83	73,02
13	Yashaltinskaya	11794	6,2	21,23	2,12	4,69	64,43
14	Yashkulskaya	9967	0,56	10,32	1,18	2,57	84,89
Total		214497	2,54	17,51	2,68	6,04	70,3
Karachaevo-Cherkess Republic							
1	Adyghe-Hablskaya	9416	0,1	1,42	0,21	0,28	97,78
2	Zelenchukskaya	38357	1,19	11,37	0,74	1,25	85,2
3	Karachaevskaya	19402	0,38	3	1,31	0,21	95,09
4	Karachaevskaya gorodskaya	19650	0,25	11,01	0,89	0,69	87,08
5	Malokarachaevsky	27518	0,77	4,04	0,5	0,64	93,94
6	Prikubanskaya	21957	1,41	2,71	0,23	0,56	95
7	Urupskaya	13976	1,79	6,05	0,85	0,85	90,06
8	Ust-Dzhegutinskaya	35615	0,93	4,74	0,44	0,48	93,33
9	Khabezskaya	19345	0,01	0,63	0,03	0,18	99,13
10	Cherkesskaya	92940	1,5	4,93	1,19	1,65	90,32
11	Abazinskaya	10747	0,25	13,09	0,26	0,24	86
12	Nogaikskaya	10550	0,57	9,45	0,79	0,73	88,2
Total		319473	0,98	5,81	0,74	0,9	91,36
Karelian Republic							
1	Belomorskaya	17059	8,28	12,98	5,51	8,61	63,22
2	Kalevalskaya	7380	10,44	12,44	4,55	8,24	63,11
3	Kemskaya	15489	7,85	15,63	5,21	7,72	61,99
4	Kondopozhskaya	35826	10,49	15,09	6,36	11,16	55,43
5	Kondopozhskaya gorodskaya	25102	7,71	13,7	7,81	10,73	58,81
6	Lahdenpohskaya	12589	7,28	17,89	5,82	9,16	58,81
7	Louhskaya	14081	8,39	19,55	5,84	9,08	56,03

1	2	3	4	5	6	7	8
8	Medvezegorskaya	28056	8,67	15,8	6,35	9,17	59
9	Muezerskaya	11312	8,57	15,7	5,8	7,38	61,42
10	Olonetskaya	20938	8,5	12,58	5,33	9,59	62,93
11	Petrozavodskaya gorodskaya № 1	111290	8,46	16,74	5,84	15,76	51,94
12	Petrozavodskaya gorodskaya № 2	107733	7,98	18,64	5,95	16	50,22
13	Pitkyarantskaya	18806	7,98	18	6,56	9,65	56,44
14	Prionezhskaya	20038	9,82	13,79	4,92	9,9	60,23
15	Pryazhinskaya	13630	8,84	12,17	6,11	10,21	61,2
16	Pudozhskaya	20180	8,95	18,11	4,82	5,93	61,34
17	Segezhszkaya	34246	8,87	16,46	7,32	9,55	56,36
18	Sortavalskaya gorodskaya	27180	8,6	17,5	7,59	13,56	51,69
19	Suoyarvskaya	17248	9,39	17,97	5,78	8,7	57,11
20	Petrozavodskaya gorodskaya № 3 (sudovaya)	591	18,17	13,76	10,58	13,93	41,45
Total		558774	8,59	16,47	6,1	12,22	55,38
Komi Republic							
1	Vorkutinskaya gorodskaya	79683	10,45	15,06	4,26	8,42	60,24
2	Vuktylskaya gorodskaya	12492	6,04	11,38	2,66	3,69	74,84
3	Izhemskaya	15385	7,8	16,14	5,45	5,86	63,81
4	Intinskaya gorodskaya	34993	6,94	10,68	3,13	5,73	72,1
5	Knyazhpogistskaya	20094	7,22	13,92	3,68	6,4	67,78
6	Koygorodskaya	7413	5,42	7,73	3,42	4,09	78,3
7	Kortkerosskaya	18095	6,83	12,45	4,34	6,57	68,45
8	Pechorskaya gorodskaya	50747	7,8	14,15	4,87	7,42	64,33
9	Priluzskaya	18352	6,33	8,68	3,52	5,26	75,42
10	Sosnogorskaya gorodskaya	44924	6,74	13,47	3,86	6	68,85
11	Syktyvdinskaya	18222	7,71	12,63	4,97	8,79	64,85
12	Syktyvdinskaya gorodskaya	153385	7,09	14,85	4,59	13,68	58,2
13	Sysolskaya	11902	7,77	10,74	5,58	7,21	67,58
14	Troitso-Pecherskaya	12432	8,48	12,8	6,01	6,92	64,56
15	Udorskaya	14777	8,5	18,47	4,7	6,96	60,37
16	Ustinskaya gorodskaya	37814	7,67	11,52	3,55	6,77	68,74
17	Ust-Vymskaya	26308	8,62	12,4	4,01	6,15	67,81
18	Ust -Kulomskaya	22016	6,08	11,89	4,59	4,92	71,44
19	Ust -Tsilemskaya	11261	9,39	11,31	4,28	6,73	67,61
20	Ukhtinskaya gorodskaya	99934	7,55	12,86	4,6	6,83	66,99
21	Syktyvkar, Ezhvinskaya	40432	8,73	13,98	4,26	10,82	60,69
Total		750661	7,67	13,34	4,32	8,32	65,02
Mari El Republic							
1	Volzhskaya gorodskaya	46027	6,35	23,38	4,07	6,3	58,72
2	Zvenigovskaya rayonnaya	32509	5,9	26,1	3,25	4,2	59,28
3	Yoshkar-Olinskaya gorodskaya № 1	108618	7,74	24,35	5,33	10,14	51,19
4	Kilemarskaya rayonnaya	9683	7,61	10,77	3,72	4,06	72,99
5	Kozmodemyanskaya gorodskaya	16939	6,65	19,33	4,97	6,47	61,55
6	Kuzhenerskaya rayonnaya	10973	5,39	24,62	2,44	2,44	63,96
7	Mari-Turekskaya rayonnaya	17557	3,67	27,31	1,91	2,45	64,09
8	Medvedevskaya rayonnaya	47309	7,98	19,41	4,25	6,67	60,71
9	Morkinskaya rayonnaya	24275	4,95	22,54	2,2	2,42	66,92
10	Novotoryalskaya rayonnaya	11830	5,25	19,3	2,99	3,52	68,27
11	Orshanskaya rayonnaya	11175	6,14	16,01	3,52	4,09	69,15

1	2	3	4	5	6	7	8
12	Paranginskaya rayonnaya	12038	3,54	21,32	1,72	2,93	69,8
13	Sernurskaya rayonnaya	18050	3,69	20,12	1,94	2,32	71,5
14	Sovetskaya rayonnaya	23826	5,46	19,18	2,17	3,06	69,52
15	Yurinskaya rayonnaya	6373	6,57	20,49	3,6	4,9	63,91
16	Volzhskaya rayonnaya	17404	4,49	19,89	1,95	2,51	69,9
17	Gornomariyskaya rayonnaya	17698	6,22	16,17	4,03	3,61	69,03
18	Yoshkar-Olinskaya gorodskaya № 2	105648	7,85	23,73	5,45	10,04	51,72
Total		537932	6,53	22,09	3,98	6,37	59,98
Mordovian Republic							
1	Ardatovskaya	22711	0,77	3,39	0,42	0,43	94,8
2	Atyuryevskaya	9128	0,67	1,6	0,23	0,2	97,19
3	Atyashevskaya	16597	0,64	1,62	0,26	0,27	97,03
4	Bolshebereznikovskaya	10729	2,08	6,77	1,14	0,98	88,44
5	Bolsheignatovskaya	6743	1,2	3,99	0,35	0,76	93,46
6	Dubenskaya	11063	0,47	3,12	0,18	0,24	95,91
7	Elnikovskaya	9149	1,43	4	0,59	0,51	93,03
8	Zubova Polyanskaya	32629	1,14	2,41	0,51	0,54	95,21
9	Insarskaya	11496	0,76	3,72	0,27	0,51	94,43
10	Ichalkovskaya	15385	3,36	7,04	1,22	1,8	85,84
11	Kadoshkinskaya	6879	0,32	0,99	0,09	0,06	98,5
12	Kovylkinskaya	33037	1,31	3,35	0,64	0,68	93,87
13	Kochkurovskaya	8476	2,08	9,33	0,96	0,58	86,75
14	Krasnoslobodskaya	20604	1,69	5,32	0,69	0,51	91,45
15	Lyambirskaya	25328	0,85	2,1	0,49	0,5	95,7
16	Romodanovskaya	15021	2,91	7,61	0,86	1,05	86,72
17	Ruzaevskaya	51940	4,43	13,75	1,87	2,51	75,93
18	Leninskaya	85113	3,21	11,71	1,92	3,34	79,04
19	Oktyabrskaya	105281	3,38	10,41	1,54	2,56	80,98
20	Proletarskaya	77522	3,62	10,36	1,67	2,51	80,86
21	Staroshaygovsky	10959	0,66	1,97	0,45	0,53	96
22	Temnikovskaya	13328	1,46	5,97	0,89	0,92	90,48
23	Tengushevskaya	8635	0,85	2,28	0,49	0,49	95,71
24	Torbeevskaya	16311	0,31	0,95	0,11	0,16	98,4
25	Chamzinskaya	25291	1,85	4,58	0,9	0,86	91,4
Total		649355	2,34	7,23	1,11	1,61	87,06
Yakutian (Sakha) Republic							
1	Abyiskaya	2700	2,52	9,11	4,44	4,8	78,18
2	Aldanskaya	29960	8,76	16,45	3,47	5,09	64,91
3	Allaikhovskaya	1836	4,12	18,83	2,89	7,08	66,32
4	Amginskaya	9222	1,66	10,99	4,11	3,99	78,55
5	Anabarskaya	2522	4,02	11,25	4,27	5,69	73,78
6	Bulunskaya	5263	4,87	11,43	2,66	4,56	75,49
7	Verkhnevilyuiskaya	10659	1,65	13,87	5,47	4,52	74
8	Verkhnekolymskaya	3170	6,42	12,84	3,84	5,56	70,53
9	Verkhoyanskaya	8252	2,29	11,65	4,06	3,78	77,86
10	Viluisкая	17120	2,03	12,37	6,01	4,21	74,92
11	Gornaya	6322	1	12,27	4,39	3,91	77,74
12	Zhiganskaya	2980	2,7	12,32	4,12	4,65	75,53
13	Kobjajskaya	8086	3	12,17	3,34	2,94	78,1
14	Lenskaya	29771	8,09	14,09	3,13	6,1	67,7

1	2	3	4	5	6	7	8
15	Megino-Kangalasskaya	21066	1,29	16,48	3,75	3,43	74,51
16	Mirnyinskaya	53230	6,35	11,13	2,98	7,22	70,97
17	Momskaya	2772	1,84	14,69	5,92	6,14	70,89
18	Namskaya	13028	0,98	13,55	5,5	5,14	74,46
19	Neryungrinskaya	58263	8,56	16,17	3,71	7,15	62,96
20	Nizhnekolymskaya	2996	3,55	9,6	2,94	5,96	77,26
21	Nyurbinskaya	16930	1,8	13,02	5,52	3,82	75,22
22	Oymyakonskaya	6936	7,42	13,69	3,22	5,67	69,11
23	Olekminskaya	17420	4,25	13,57	2,82	4,3	74,19
24	Olenetskaya	2239	1,05	21,77	3,83	2,2	70,67
25	Srednekolymskaya	5623	2,11	7,4	4,8	3,71	81,52
26	Suntarskaya	14947	0,98	16,88	5,88	4,33	71,5
27	Tattinskaya	9575	0,79	13,89	5,52	7,36	71,97
28	Tomponskaya	9250	5,39	13,44	4,32	5,57	70,58
29	Ust- Aldanskaya	12159	0,92	16,72	3,3	2,85	75,72
30	Ust-Mayskaya	5925	7,43	16,73	4,16	5,05	65,49
31	Ust- Yanskaya	4872	3,49	13,27	3,2	4,92	74,08
32	Khangalasskaya	21780	3,58	17,09	5,35	5,2	67,97
33	Churapchinskaya	13130	0,88	8,97	3,3	2,74	83,86
34	Even-Bytantayskaya	1675	1,47	12,66	3,31	4,64	77,48
35	Yakutskaya gorodskaya	182672	4,35	15,53	5,3	9,76	64,16
Total		614351	4,37	14,39	4,41	6,49	69,46
North Ossetian Republic – Alania							
1	TEC Alagirsky region	26282	1,21	23,93	3,27	1,37	69,39
2	TEC Ardon region	23274	4,39	9,78	10,78	1,1	73,55
3	TEC Left Bank of the city of Vladikavkaz	130641	4,19	21,91	2,5	0,79	69,95
4	TEC Right Bank of the city of Vladikavkaz	106406	3,43	21,76	2,04	1,96	69,6
5	TEC Digorsky region	14377	1,05	25,51	0,65	1,67	70,3
6	TEC Iraf region	12896	1,96	25,37	7,93	5,12	57,37
7	TEC Kirov region	19073	1,58	20,39	0,89	0,77	75,62
8	TEC Mozdok region	64719	4,28	22,25	2,9	4,22	64,38
9	TEC Right Bank region	42323	3,01	24,01	1,88	1,33	69,01
10	TEC Prigorodny region	72254	1,54	17,68	4,2	1,6	74,11
Total		512245	3,16	21,05	3,11	1,66	70,06
Tatarstan Republic							
1	Agryzskaya	25995	1,1	2,71	0,95	1,45	93,61
2	Aznakaevskaya	23458	1,53	10,47	1,33	1,84	84,18
3	Aznakaevskaya gorodskaya	28226	1,44	21,91	2,03	2,9	70,27
4	Aksubayevskaya	22836	0,52	1,51	0,46	0,32	96,84
5	Aktanyshskaya	23221	0,53	4,84	0,59	0,71	93,07
6	Alekseyevskaya	19905	0,92	2,61	0,59	0,67	95,08
7	Alkeyevskaya	15193	0,23	1,34	0,21	0,17	97,9
8	Almetyevskaya	36953	1,44	4,98	0,9	0,92	91,31
9	Almetyevskaya gorodskaya	109500	2,11	11,81	1,56	2,22	81,31
10	Apastovskaya	15850	0,18	0,91	0,11	0,29	98,3
11	Arskskaya	38756	0,39	2,29	0,39	0,4	96,43
12	Atninskaya	10488	0,15	0,98	0,16	0,39	97,9
13	Bavlinskaya	10882	1,77	3,88	0,83	0,87	92,25
14	Bavlinskaya gorodskaya	17505	2,97	10,7	2,9	3,34	79,38

1	2	3	4	5	6	7	8
15	Baltasinskaya	25666	1,22	4,39	1,07	1,53	91,53
16	Bugulminskaya	16139	2,21	7,06	1,35	1,43	87,65
17	Bugulminskaya gorodskaya	66258	3,36	14,48	1,88	1,83	77,64
18	Buinskaya	18801	0,22	2,14	0,22	0,13	97,19
19	Buinskaya gorodskaya	15807	0,35	4,3	0,35	0,2	94,64
20	Verkhneuslonskaya	14058	3,15	4,3	1,52	2,32	88,08
21	Vysokogorskaya	32889	0,43	2,41	0,25	0,45	96,26
22	Drozhzhanovskaya	18882	0,7	3,03	0,38	0,61	94,95
23	Yelabuzhskaya	8128	0,53	3,43	0,38	0,54	94,99
24	Yelabuzhskaya gorodskaya	52592	2,3	11,78	1,53	1,55	82,25
25	Zainskaya	11608	0,24	1,19	0,13	0,16	98,21
26	Zainskaya gorodskaya	31905	0,82	5,35	0,39	0,86	92,44
27	Zelenodolskaya	47195	1,51	6,01	0,54	1,04	90,58
28	Zelenodolskaya gorodskaya	77972	2,04	10,4	1,1	2,64	83,18
29	Kazan, Aviastroitelnaya	91436	2,86	13,37	2,3	3,9	76,74
30	Kazan, Vakhitovskaya	67566	4,12	10,86	3,82	5,66	74,4
31	Kazan, Kirovskaya	81890	3,43	11,96	2,67	6,02	74,64
32	Kazan, Moskovskaya	101177	4,77	17,57	3,92	10,82	61,38
33	Kazan, Novo Savinovskaya	168712	2,72	13,24	2,17	5,29	75,47
34	Kazan, privolzhskaya	181939	3,72	11,74	3,7	4,27	75,75
35	Kazan, Sovetskaya	220330	3,66	8,97	2,99	6,7	76,69
36	Kaybitskaya	10609	0,86	4,01	0,52	1,04	93,26
37	Kama-Ustinskaya	13607	0,68	4,92	0,59	0,59	92,99
38	Kukmorskaya	39603	0,51	3,34	0,35	0,7	94,97
39	Laishevskaya	27392	0,68	1,78	0,43	0,54	96,3
40	Leninogorskaya	17367	0,87	2,76	0,66	0,99	94,61
41	Leninogorskaya gorodskaya	49832	2,65	8,65	1,47	1,74	84,91
42	Mamadyshskaya	33361	0,99	2,3	0,67	0,69	95,11
43	Mendeleevskaya	21191	0,73	6,14	0,51	0,78	91,5
44	Menzelinskaya	21991	1,04	1,65	0,56	0,64	96,06
45	Muslyumovskaya	16945	0,73	1,3	0,47	0,3	97,13
46	Naberezhnye Chelny, Avtozavodskaya	115663	2,85	15,11	2	3,1	75,77
47	Naberezhnye Chelny, Komsomolskaya	89645	2,4	18,12	1,48	2,4	73,89
48	Naberezhnye Chelny, Tsentralnaya	138175	2,87	17,01	2,19	4,34	72,53
49	Nizhnekamskaya	29328	1,88	9,84	1,25	1,48	85,03
50	Nizhnekamskaya gorodskaya	172863	4,24	18,36	4,33	5,44	66,43
51	Novosheshminskaya	11613	0,76	1,17	0,32	0,26	97,35
52	Nurlatskaya	18364	0,2	0,45	0,09	0,05	99,19
53	Nurlatskaya gorodskaya	25890	0,15	0,61	0,14	0,22	98,88
54	Pestrechinskaya	21841	0,61	2,62	0,53	0,54	95,61
55	Rybnoslobodskaya	22167	0,97	1,69	0,59	0,68	95,73
56	Sabinskaya	24329	0,73	2,23	0,56	0,83	95,5
57	Sarmanovskaya	27944	0,78	2	0,47	0,9	95,34
58	Spasskaya	15998	0,27	1,27	1,19	0,29	96,84
59	Tetyushskaya	18952	0,97	6,85	0,68	0,65	90,32
60	Tukaevskaya	26814	0,88	6,63	0,64	1,08	90,43
61	Tyulyachinskaya	10822	0,32	0,57	0,22	0,33	98,46
62	Cheremshanskaya	12883	0,56	2,64	0,4	0,66	95,58

1	2	3	4	5	6	7	8
63	Chistopolskaya	14618	1,86	7,71	0,82	1,23	87,92
64	Chistopolskaya gorodskaya	49263	2,86	14,39	1,81	2,86	77,32
65	Yutazinskaya	17519	0,45	2,41	0,56	0,26	96,03
Total		2866307	2,23	9,66	1,76	2,93	82,7
Tyva Republic							
1	Ak-Dovurakskaya	6474	0,51	3,02	0,69	1,93	92,81
2	Bai-Taiginskaya	5648	0,14	1,24	0,29	0,5	97,3
3	Barun-Khemchikskaya	7019	0,47	2,04	0,59	0,95	94,87
4	Dzun-Khemchikskaya	10306	0,32	1,6	0,44	0,58	96,51
5	Kaa-Khemskaya	7438	2,77	4,86	1,46	2,68	87,45
6	Kyzylskaya gorodskaya	54296	2,93	6,78	2,08	3,09	84,71
7	Kyzylskaya	13399	2,39	5,6	1,91	2,32	87,11
8	Mongun- Taiginskaya	3126	0,16	2,59	0,29	0,75	95,91
9	Ovyurskaya	3722	0,34	2,04	0,51	0,85	95,47
10	Pii- Khemchikskaya	6321	3,03	6,42	1,87	2,62	85,36
11	Sut-Kholskaya	4680	0,28	1,13	0,39	0,61	97,32
12	Tandynskaya	6806	1,89	4,11	1,51	1,89	89,74
13	Tere-Kholskaya	1125	2,01	1,82	0,38	1,53	93,59
14	Tes-Khemskaya	4442	0,16	0,47	0,11	0,38	98,8
15	Todzhinskaya	3372	2,53	4,14	1,37	2,2	88,69
16	Ulug- Khemskaya	9341	0,84	3,05	1,33	1,65	92,6
17	Chaa- Kholskaya	3451	0,51	1,65	0,36	0,39	96,16
18	Chedi - Kholskaya	4200	0,83	1,98	2,41	1,53	92,72
19	Erzinskaya	4175	0,64	3,27	0,51	0,79	94,26
Total		159341	1,74	4,32	1,37	1,98	90
Udmurt Republic							
1	Alnashskaya	16644	3,55	12,2	2,25	3,51	77,39
2	Balezinskaya	28561	4,77	10,15	2,28	4,49	77,44
3	Vavozhskaya	13258	4,4	11,71	2,18	3,37	77,5
4	Votkinskaya	18329	5,62	13,23	2,68	6,05	71,43
5	Votkinskaya gorodskaya	75984	5,46	12,94	2,91	6,86	70,6
6	Glazovskaya	15272	6,96	12,39	2,64	4,57	72,28
7	Glazovskaya gorodskaya	75434	6,36	23,3	3,99	9,76	55,08
8	Hrahouskaya	8102	6,1	13,79	2,45	3,99	72,9
9	Debesskaya	10776	5,14	15,02	2,56	4,34	72,36
10	Zaviyalovskaya	48143	7,38	13,19	3,3	7,65	67,35
11	Igrinskaya	32829	6,43	12,01	2,74	5,11	72,83
12	Izhevsk, Industrialnaya	89792	6,84	15,31	3,88	12,13	60,49
13	Izhevsk, Leninskaya	97479	7,37	17,6	3,73	9,95	60,14
14	Izhevsk, Oktyabrskaya	110063	5,82	16,32	4,28	14,41	57,79
15	Izhevsk, PervoMayskaya	101036	6,68	16,95	4,04	13,58	57,6
16	Izhevsk, Ustinovskaya	105703	6,85	15,97	4,26	11,54	60,05
17	Kambarkaskaya	15707	7,43	15,11	4,04	6,85	65,46
18	Karakulinskaya	10445	6,24	13,65	2,21	4,27	72,58
19	Kezskaya	18881	5,19	11,43	3,14	4,44	75,01
20	Kiznerskaya	18343	5,79	10,99	2,48	4	75,95
21	Kiyasovskaya	9043	5,9	12,92	2,6	3,81	73,86
22	Krasnogorskaya	9230	5,48	10,19	2,08	3,84	77,65
23	Malopurginskaya	25013	4,79	13,75	3,68	4,16	72,46
24	Mozhginskaya	21514	6,57	10,66	2,55	5,2	74

1	2	3	4	5	6	7	8
25	Mozhginskaya gorodskaya	36267	8,26	17,1	3,63	9,06	60,65
26	Sarapulskaya	19235	5,63	10,85	2,48	4,72	75,62
27	Sarapulskaya gorodskaya	78280	6,78	15,52	3,44	7,7	65,46
28	Seltinskaya	10436	5,92	9,14	2,39	4,04	77,72
29	Syumsinskaya	11621	5,15	13,15	2,53	4,45	73,83
30	Uvinskaya	30880	5,95	13,27	2,91	4,93	72,19
31	Sharkanskaya	16252	4,58	7,55	2,26	4,41	80,42
32	Yukamenskaya	8945	4,71	7,79	2,03	2,8	81,48
33	Yakshur-Bodyinskaya	17632	5,17	12,16	2,98	4,25	74,36
34	Iarskaya	13122	5,98	9,33	2,33	4,08	77,11
Total		1218251	6,27	14,82	3,42	8,59	65,75
Khakass Republic							
1	Abakanskaya gorodskaya	120072	8,78	20,66	4,02	11,63	53,62
2	Altaiskaya	16319	8,61	18,83	2,35	5,96	63,16
3	Askizskaya	29213	5,21	19,41	2,72	5,12	66,44
4	Beyskaya	13266	8,32	20,68	2,85	5,18	62,23
5	Bogradskaya	11066	8,58	22,23	2,54	4,07	61,58
6	Ordjonikidzevskaya	10193	8,6	16,2	3,66	6,36	64,23
7	Sayanogorskaya gorodskaya	50651	9,7	24,11	4,48	7,52	52,84
8	Tashtypskaya	10945	5,75	15,39	2,51	4,26	70,57
9	Ust-Abakanskaya	28336	8,45	18,41	2,96	6,15	63,16
10	Chernogorskaya gorodskaya	51766	8,84	20,81	3,75	7,33	58,27
11	Shirinskaya	21223	9,51	20,12	3,48	5,69	60,26
12	Abazinskaya gorodskaya	12048	8,69	24,42	3,82	7,94	53,98
13	Sorskaya gorodskaya	7480	7,98	17,7	3,73	4,06	65,62
Total		382578	8,48	20,56	3,59	7,84	58,4
Chechen Republic							
1	Argunskaya	15383	0,03	0,02	0,05	0,03	99,74
2	Achkhoy-Martanovskaya	34904	0,01	0,02	0,02	0,01	99,84
3	Vedenskaya	17375	0,01	0,03	0,03	0,03	99,86
4	Groznenskaya	60149	0,01	0,01	0,02	0,01	99,6
5	Gudermesskaya	69566	0,01	0,01	0,02	0,01	99,88
6	Itum-Kalinskaya	4105	0,05	0,05	0,1	0,07	98,95
7	Kurchaloevskaya	40743	0	0,01	0,01	0,01	99,86
8	Nadterechnaya	35904	0,02	0,01	0,01	0,02	99,68
9	Naurskaya	28742	0,01	0,02	0,02	0,02	99,89
10	Nozhai-Yurtovskaya	25792	0,02	0,02	0,03	0,01	99,88
11	Sunzhenskaya	10374	0,03	0,06	0,01	0,03	99,01
12	Urus-Martanovskaya	57400	0,01	0,01	0,02	0,01	99,77
13	Shalinskaya	48034	0,05	0,07	0,04	0,02	99,79
14	Sharoykskaya	1858	0,11	0,16	0,11	0,11	99,03
15	Shatoyskaya	10632	0,03	0,05	0,06	0,04	99,69
16	Shelkovskaya	30262	0,02	0,03	0,05	0,03	99,69
17	Grozny, Zavodskaya	28840	0,11	0,13	0,06	0,1	99,56
18	Grozny, Leninskaya	28200	0,03	0,06	0,04	0,02	99,77
19	Grozny, Oktyabrskaya	36196	0,03	0,02	0,02	0,01	99,82
20	Grozny, Staropromyslovskaya	30982	0,01	0,01	0,03	0,02	99,88
Total		615441	0,02	0,03	0,03	0,02	99,76

1	2	3	4	5	6	7	8
Chuvash Republic							
1	Alatyrskaya	13434	4,52	14,52	2,78	2,28	74,87
2	Alatyrskaya gorodskaya	29377	5,36	18,39	3,75	4,16	66,79
3	Alikovskaya	13820	5,03	24,37	3,51	2,61	62,78
4	Batyrevskaya	26466	3,43	19,16	2,21	2,19	71,53
5	Vurnarskaya	22903	5,44	17,09	4,46	3,63	67,54
6	Ibresinskaya	16758	5,07	18,91	2,76	3,06	68,69
7	Kanashskaya	26712	4,98	16,56	3,04	3,12	70,78
8	Kanashskaya gorodskaya	33461	5,82	21,05	5,06	4,51	61,81
9	Kozlovskaya	14670	6,03	20,35	5,4	4,8	61,94
10	Komsomolskaya	19812	3,96	24,72	3,4	2,75	63,4
11	Krasnoarmeyskaya	11187	4,95	18,88	3,13	3,13	68,28
12	Krasnochetayskaya	14243	5,04	24,1	3,11	3,3	62,3
13	Marposadskaya	18220	5,22	18,25	3,79	3,69	67,41
14	Morgaushskaya	24585	6,77	19,04	3,37	3,74	65,78
15	Novocheboksarskaya gorodskaya	101414	6,95	22,61	6,49	7,22	55,64
16	Poretskaya	9682	5,28	16,54	4,11	2,7	69,98
17	Urmarskaya	20080	4,79	19,72	2,78	3,09	68,36
18	Tsivilskaya	25509	6,94	18,11	3,39	3,78	66,31
19	Cheboksarskaya	41972	6,02	20,36	3,53	4,81	63,42
20	Cheboksary, Kalininskaya	120687	6,56	22,75	5,32	7,3	56,51
21	Cheboksary, Leninskaya	106154	6,31	22,56	5,34	7,83	56,34
22	Cheboksary, Moskovskaya	148584	5,71	21,9	5,09	9,28	56,87
23	Shemurshinskaya	10748	2,62	16,08	2,17	2,32	75,02
24	Shumerlinskaya	8747	4,02	20	3,13	2,68	67,92
25	Shumerlinskaya gorodskaya	25093	5,61	26,07	4,96	3,93	57,77
26	Yadrinskaya	24858	5,78	16,43	4,93	4,69	66,69
27	Yalchikskaya	14738	3,13	14,36	3,65	2,22	75,13
28	Yantikovskaya	10658	2,33	13,12	2,4	1,61	78,93
Total		954572	5,65	20,58	4,44	5,52	62,32
Altai Territory							
1	Aleiskaya	14137	8,73	22,24	2,97	4,15	61,11
2	Aleiskaya gorodskaya	23838	9,46	21,84	3,33	5,89	58,55
3	Altaiskaya	20362	7,29	19,02	3,45	5,45	63,95
4	Baevskaya	9638	8,59	25,17	2,58	4,12	59,06
5	Barnaul, Zheleznodorozhnaya	87767	8,38	22,06	5,29	11,48	51,67
6	Barnaul, Industrialnaya	146012	7,98	21,43	4,46	11,97	53,06
7	Barnaul, Leninskaya	111087	8,3	22,86	4,73	9,35	53,38
8	Barnaul, Oktyabrskaya	79364	8,27	21,27	5,15	10,57	53,52
9	Barnaul, Tsentralnaya	101355	8,1	21,49	4,61	12,7	51,53
10	Belokurikhinskaya gorodskaya	13108	7,31	21,74	4,15	9,76	55,88
11	Bijsk, Vostochnaya	88321	8,86	23,23	4,56	7,33	54,76
12	Bijsk, Priobskaya	89511	8,36	24,04	4,93	7,77	53,75
13	Bijskaya	28710	7,52	20,23	3,41	4,6	63,37
14	Blagoveshchenskaya	25649	6,89	28,52	3,02	4,29	56,4
15	Burlinskaya	9963	7,69	22,17	4,34	3,23	61,6
16	Bystroistokskaya	8627	9,56	21,75	3,7	4,32	60,1
17	Volchihinskaya	16363	9,15	21,56	3,15	5,21	60,28
18	Egoryevskaya	11882	8,1	23,23	2,91	5,13	60,12
19	Eltsovskaya	5482	6,28	21,38	3,07	5,73	62,63

1	2	3	4	5	6	7	8
20	Zaviyalovskaya	16944	7,92	25,11	3,06	4,56	58,48
21	Zalesovskaya	12714	7,95	24,31	2,62	5,03	59,46
22	Zarinskaya	15451	8,97	16,66	3	4,26	66,24
23	Zarinskaya gorodskaya	39253	8,97	20,01	4,89	6,38	58,77
24	Zmeinogorskaya	18124	9,25	20,23	3,58	5,17	60,98
25	Zonalnaya	15854	8,44	20,7	3	4,16	62,89
26	Kalmanskaya	12144	9,03	19,22	3,2	4,98	62,5
27	Kamenskaya	11039	7,06	21,14	3,02	3,22	64,46
28	Kamenskaya gorodskaya	33222	8,05	27,94	4,33	5,81	52,83
29	Kluchevskaya	15210	7,25	17,65	2,62	3,72	68,23
30	Kosikhinskaya	15418	8,9	19,23	3,83	6,64	60,71
31	Krasnogorskaya	13226	8,46	19,74	3,53	4,53	62,41
32	Krasnoshekovskaya	15941	7,86	24,64	3,02	4,56	59,32
33	Krutihinskaya	9342	7,76	19,83	2,77	5,62	63,17
34	Kulundinskaya	18822	6,51	18,4	2,42	3,51	68,46
35	Kuryinskaya	9641	6,5	23,07	2,45	4,18	63,2
36	Kytmanovskaya	11964	9,05	24,04	3,49	4,42	58,3
37	Loktevskaya	23716	8,33	19,47	3,62	4,17	63,42
38	Mamontovskaya	20096	6,49	27,04	3,76	4,92	56,78
39	Mikhaylovskaya	17607	8,04	21,43	3,39	4,36	62,04
40	Nemetskaya	13617	7,18	13,19	3,38	5,72	69,81
41	Novichihinskaya	8586	8,99	28,19	3,1	4,31	54,62
42	Novoaltaiskaya gorodskaya	58314	9,41	22,29	3,63	7,7	55,76
43	Pavlovskaya	33994	8,79	22,38	2,96	5,93	58,74
44	Pankrushikhinsky	11354	8,72	22,8	2,4	4,19	61
45	Pervomayskaya	39877	9,22	19,96	3,81	6,62	59,36
46	Petropavlovskaya	10402	7,69	23,42	2,74	4,18	61,02
47	Pospelihinskaya	20934	7,8	26,12	2,4	4,18	58,87
48	Rebrihinskaya	20908	7,85	25,14	2,84	4,49	59,18
49	Rodinskaya	18375	8,55	22,68	3,39	4,57	60,24
50	Romanovskaya	11733	8,74	30,45	3,04	4,65	52,31
51	Rubtsovskaya	20352	8,85	15,45	2,61	4,03	68,14
52	Rubtsovskaya gorodskaya	112102	8,66	25,9	4,17	6,88	53,44
53	Sibirskaya	8884	9,46	10,92	2,5	6,88	69,32
54	Slavgorodskaya gorodskaya	33491	8,48	22,05	2,72	6,15	59,66
55	Smolenskaya	20621	8,49	19,85	4,25	5	61,41
56	Sovetskaya	13644	9,19	20,63	3,89	5,77	59,71
57	Soloneshenskaya	8473	7,86	23,1	2,87	3,58	61,7
58	Soltovskaya	7406	6,87	28,85	2,68	4,3	56,33
59	Suetskaya	4254	7,14	23,04	3,59	2,8	62,49
60	Tabunskaya	7828	9,45	19,36	3,87	4,53	62,18
61	Talmenskaya	36633	9,05	21,68	3,39	5,47	59,3
62	Togulskaya	7322	6,64	26,08	2,83	3,86	59,74
63	Topchikhinskaya	20431	9,43	20,31	3,32	5,27	60,85
64	Tretyakovskaya	11972	8,71	18,91	3,14	4,7	63,39
65	Troitskaya	21670	8,71	19,92	4,42	5,46	60,74
66	Tyumentsevskaya	12359	7,99	22,42	3,26	5	60,71
67	Uglovskaya	11345	8,59	21,67	2,87	4,71	61,64
68	Ust - Kalmanskaya	13499	8,39	23,11	3,93	5,19	58,57
69	Ust - Pristanskaya	12184	8,5	20,58	5,03	5,02	60,17

1	2	3	4	5	6	7	8
70	Khabarskaya	14249	8,05	23,88	2,32	3,53	61,51
71	Tselinnaya	14100	7,65	24,8	2,82	5,41	58,25
72	Charyshskaya	10688	8,89	24,24	4,92	4,79	56,18
73	Shelabolikhinskaya	11921	8,18	22,44	2,64	5,03	60,5
74	Shipunovskaya	26100	8,22	23,49	3,58	4,27	59,63
75	Yarovskaya gorodskaya	14802	7,65	22,71	3,3	7,85	57,3
Total		1961328	8,33	22,26	3,9	7,13	57,35
Zabaykalsky Territory							
1	Aginskaya	10954	3,8	9,5	2,66	6,26	77,22
2	Aginskaya gorodskaya	10085	3,45	7,97	4,33	11,19	72,3
3	Akshinskaya	8997	9,6	16,73	1,87	2,6	68,13
4	Aleksandrovo -Zavodskaya	7312	10,88	14,87	1,72	2,21	69,41
5	Baleyskaya	16449	10,11	12,3	2,43	2,83	71,29
6	Borzinskaya	39595	11,41	12,5	2,54	3,64	68,77
7	Gazimuro -Zavodskaya	7363	10,87	10,58	2,39	4,71	70,38
8	Duldurginskaya	10362	4,21	19,73	1,82	3,95	69,76
9	Zabaikalskaya	15464	10,51	12,85	2,69	4,82	67,84
10	ZATO t. Gorniy	6268	15,22	12,17	3,27	8,14	59,78
11	Kalarskaya	6815	9,43	15,41	3,22	7,14	63,62
12	Kalganskaya	6929	10,99	15,87	1,71	3,16	67,27
13	Карымская	26056	11,02	16,65	2,44	4,16	64,74
14	Krasnokamenskaya	49604	10,4	14,21	3,56	5,69	64,76
15	Krasnochikoiskaya	15437	12,18	19,09	2,53	3,76	61,63
16	Kyrinskaya	11193	9,94	18,06	2,68	2,96	65,47
17	Mogoytuyskaya	18311	4,48	8,33	2,42	5,31	78,93
18	Mogochinskaya	19653	11,55	12,51	3,62	4,55	66,46
19	Nerchinskaya	19475	8,92	13,99	2,93	3,51	69,84
20	Nerchinsko -Zavodskaya	8505	9,89	16,6	2,61	3,77	66,21
21	Olovyanninskaya	27766	9,17	12,56	2,55	4,05	70,35
22	Ononskaya	9164	6,02	13,49	1,9	3,01	74,89
23	Petrovsk-Zabaikalskaya	14449	9,2	14,77	3,19	4,4	67,43
24	Petrovsk -Zabaikalskaya gorodskaya	14140	9,91	22,02	3,24	5,49	58,16
25	Priargunskaya	17178	9,52	18,16	2,18	3,38	65
26	Sretenskaya	17529	9,57	13,67	2,99	4,07	68,64
27	Tungiro-Olekminskaya	1033	7,8	4,9	0,89	3,23	82,63
28	Tungokochenskaya	10212	11,22	18,91	3,1	3,23	62,4
29	Uletovskaya	16063	9,66	16,83	2,47	3,96	66,18
30	Kyilokskaya	23424	12,82	12,98	2,67	5,07	65,42
31	Chernishevskaya	26062	9,79	13,77	2,44	3,31	69,65
32	Chita, Zheleznodorozhnaya	38517	11,97	14,17	3,49	7,76	61,56
33	Chita, Ingodinskaya	53642	11,83	14,18	3,51	9	60,48
34	Chita, Tsentralnaya	95113	9,01	15,02	3,92	11,13	59,91
35	Chita, Chernovskaya	61747	11,06	13,68	3,51	6,61	64,14
36	Chitinskaya	50074	11,17	14,32	2,51	5,29	65,42
37	Shelopuginskaya	6715	8,48	21,87	2,63	2,51	63,93
38	Shilkinskaya	34057	9,2	14,98	2,9	4,14	67,6
Total		831712	9,95	14,37	3,01	5,91	65,69
Kamchatka Territory							
1	Aleutskaya	500	10,13	3,9	1,56	11,43	71,17
2	Bystrinskaya	2264	11,39	11,52	3,64	7,16	65,52

1	2	3	4	5	6	7	8
3	Vilyuchinskaya	17909	11,68	14,48	2,98	9,08	59,96
4	Elizovskaya	50142	11,21	18,02	3,57	8,51	57,44
5	Milkovskaya	7637	8,78	14,2	3,57	5,63	66,57
6	Petropavlovsk-Kamchatskaya gorodskaya	142467	10,19	17,04	3,48	10,12	57,92
7	Petropavlovsk-Kamchatskaya gorodskaya (sudovaya)	5537	14	8,71	4,68	6,71	65,26
8	Sobolevskaya	2086	13,55	16,36	4,28	7,35	57,51
9	Ust- Bolsheretskaya	5918	10,02	15,67	3,9	6,65	62,92
10	Ust - Kamchatskaya	9005	11,38	13,89	3,23	6,64	63,37
11	Karaginskaya	3181	9,02	11,47	4,07	5,59	68,73
12	Olutorskaya	3237	6,57	9,03	2,41	4,65	76,77
13	Penzhinskaya	1517	7,45	7,05	1,68	4,25	79,01
14	Tigil'skaya	5122	8,36	9,03	2,57	6,46	72,26
Total		256522	10,54	15,97	3,47	8,95	59,84
Krasnodar Territory							
1	Abinskaya	66989	7,9	21,97	3,94	6,62	58,12
2	Anapskaya	117611	4,29	9,3	1,67	3,59	80,36
3	Apsheonskaya	62188	6,44	17,15	3,08	5	67,11
4	Armavirskaya	126075	5,75	15,01	3,08	5,57	69,13
5	Beloglinskaya	23285	5,92	21,16	3,71	4,72	63,55
6	Belorechenskaya	72565	6,71	19,29	3,39	5,3	64,35
7	Bryukhovetskaya	43515	8,66	22,15	4,32	5,56	58,08
8	Vyselkovskaya	46532	8	21,2	3,23	4,42	62,14
9	Gelendzhikskaya	69505	4,04	12,38	2,39	7,04	73,29
10	Goryacheklyuchevskaya	43423	5,78	15,58	3,4	5,33	68,59
11	Gulkevichskaya	72972	8,1	21,23	3,89	5,61	59,85
12	Dinskaya	96289	7,54	19,63	3,38	7,08	61,08
13	Eyskaya rayonnaya	33030	8,52	21,79	3,9	6,25	58,39
14	Eyskaya gorodskaya	73437	7,67	25,23	4,46	9,53	51,73
15	Kavkazskaya	34572	6,06	15,03	2,65	3,87	71,15
16	Kalininskaya	36851	8,12	23,22	3,5	5,73	57,61
17	Kanevskaya	70506	4,87	13,73	4,3	3,95	72,08
18	Korenovskaya	63853	6,66	18,66	3,59	4,19	65,17
19	Krasnoarmeyskaya	79338	5,79	17,17	2,65	4,95	68,3
20	Krasnodar, Zapadnaya	123371	6,07	20,59	4,02	12,72	55,28
21	Krasnodar, Karasunskaya	177270	6,07	20,46	3,6	10,45	58,23
22	Krasnodar, Prikubanskaya	208868	6,18	19,99	3,87	10,6	58,1
23	Krasnodar, Tsentralnaya	120520	6	19,8	3,75	10,76	58,41
24	Kropotkinskaya	58488	5,06	15,44	3,6	4,81	70,32
25	Krylovskaya	25168	10,21	21,84	3,28	5,33	58,39
26	Krimskaya	92845	7,1	21,56	3,34	6,01	60,7
27	Kurganinskaya	68272	5,73	18,67	2,62	3,31	68,5
28	Kushevskaya	52347	9,6	24,55	3,63	5,23	55,86
29	Labinskaya	75054	6,69	20,86	3,14	6,34	61,86
30	Leningradskaya	48588	8,94	22,01	3,88	5,23	58,74
31	Mostovskaya	50269	6,09	17,76	3,18	4,3	67,11
32	Novokubanskaya	65853	6,1	15,51	2,53	4,47	70,33
33	Novopokrovskaya	34454	6,25	18,63	2,47	3,51	68,35
34	Novorossiysk, Vostochnaya	23016	5,84	11,98	2,21	3,78	75,47
35	Novorossiysk, Primorskaya	42663	5,15	12,22	2,93	5,44	73,32

1	2	3	4	5	6	7	8
36	Novorossiysk, Sudovaya	57	12,28	14,04	8,77	14,04	45,61
37	Novorossiysk, Tsentralnaya	46679	5,74	13,68	3,19	5,53	70,6
38	Otradnenskaya	45854	7,34	17,89	2,45	4,56	66,69
39	Pavlovskaya	53107	7,02	22,86	3,65	4,84	60,49
40	Primorsko- Akhtarskaya	43432	7,22	21,46	3,58	6,23	60,49
41	Severskaya	83628	6,44	18,69	3,38	6,34	63,96
42	Slavianskaya	94616	5,62	18,71	3,1	4,65	67
43	Sochi, Adlerskaya	90930	7,87	14,44	2,87	9,95	63,05
44	Sochi, Lazarevskaya	61112	5,79	17,07	3,17	9,8	62,81
45	Sochi, Khostinskaya	56148	6,99	16,26	3,44	12,59	59,1
46	Sochi, Tsentralnaya	101292	6,22	15,42	3,55	14	58,96
47	Starominskaya	31769	9,28	27,81	3,76	6,36	51,62
48	Tbilisskaya	37268	7,42	19,7	2,92	5,06	63,72
49	Temryukskaya	84707	7,87	20,81	3,71	7,27	58,79
50	Timashevskaya	75853	8,43	22,3	3,74	6,35	57,96
51	Tikhoretskaya rayonnaya	42916	6,84	18,16	2,22	3,2	68,78
52	Tikhoretskaya gorodskaya	49086	6,86	19,23	1,91	2,75	68,08
53	Tuapsinskaya rayonnaya	41425	5,28	18,77	3,28	6,31	65,08
54	Tuapsinskaya gorodskaya	47440	7,58	20,93	4,57	10,68	54,53
55	Uspenskaja	29708	6,27	18,89	2,84	4,95	65,91
56	Ust- Labinskaya	82589	7,58	23,06	3,51	6,33	58,32
57	Shcherbinovskaya	29440	8,23	24,27	4,2	6,16	55,79
58	Novorossiysk, Yuzhnaya	40095	5,57	15,45	3,24	5,67	69,21
59	Novorossiysk, Prigorodnaya	34574	6,36	12,52	2,39	4,57	73,28
Total		3803307	6,54	18,46	3,31	6,75	63,72
Krasnoyarsk Territory							
1	Abanskaya	17462	9,88	20,64	2,66	3,84	62,13
2	Achinskaya	13250	11,52	17,62	2,8	5,24	61,85
3	Achinskaya gorodskaya	86873	10,71	21,35	3,81	7,68	55,11
4	Balahtinskaya	16383	7,03	14,59	2,67	4,3	70,17
5	Beryezovskaya	29513	11,26	17,15	3,13	7,08	60,21
6	Birilyusskaya	8284	7,48	21,61	2,66	4,88	62,63
7	Bogotolskaya	7501	11,11	15,1	2,14	4,09	66,46
8	Bogotolskaya gorodskaya	18254	8,41	23,08	2,99	5,66	58,94
9	Boguchanskaya	33711	7,71	17,38	3,07	6,16	64,93
10	Bolshehurtinskaya	15624	7,52	19,2	2,61	4,61	65,3
11	Bolsheulyskaya	6397	8,01	20,02	5,71	5,38	60,03
12	Borodinskaya gorodskaya	14937	7,91	26,56	3,83	6,79	53,51
13	Dzerzhinskaya	11886	8,7	17,23	2,17	3,44	67,48
14	Divnogorskaya gorodskaya	25691	8,31	19,04	3,57	9,01	58,81
15	Emelyanovskaya	33051	9,2	19,5	3,14	7,62	59,46
16	Eniseyskaya	20498	7,89	20,17	3,03	6,2	61,6
17	Eniseyskaya gorodskaya	15251	6,81	20,74	2,97	7,61	60,78
18	Ermakovskaya	17155	8,99	19,64	2,51	4,8	63,16
19	Zheleznogorskaya gorodskaya	79787	7,94	16,27	3,96	10,53	60
20	Zelenogorskaya gorodskaya	54009	8,8	21,47	4,23	13,73	50,2
21	Idrinskaya	10482	7,83	18,3	1,73	3,6	68,07
22	Ilanskaya	19414	11,6	17,95	2,61	3,86	62,73
23	Irbeyskaya	12968	9,33	21,3	2,86	3,19	62,54
24	Kazachinskaya	9361	6,51	18,95	2,48	4,4	66,8

1	2	3	4	5	6	7	8
25	Kanskaya	18810	9,92	18,2	2,5	4,5	63,92
26	Kanskaya gorodskaya	72010	9,18	18,2	3,47	7,35	60,69
27	Karatuzskaya	13453	6,71	18	2,2	4	67,97
28	Kedrovaya poselkovaya	3282	8,39	16,28	3,51	8,85	61,24
29	Kezhemskaya	15707	6,65	16,41	2,64	6,2	67,07
30	Kozulskaya	12882	10,66	16,43	2,46	4,67	64,91
31	Krasnoturanskaya	12203	5,94	20,32	2,79	4,47	65,77
32	Krasnoyarsk, Zheleznodorozhnaya	70138	7,65	19,07	4,39	13,74	53,9
33	Krasnoyarsk, Kirovskaya	86727	8,17	19,33	3,97	10,01	57,34
34	Krasnoyarsk, Leninskaya	106728	9,59	19,81	4,21	9,02	55,4
35	Krasnoyarsk, Oktyabrskaya	120035	7,14	18,86	4,32	14,08	54,37
36	Krasnoyarsk, Sverdlovskaya	99792	8,44	19,19	4,24	10,89	56,04
37	Krasnoyarsk, Sovetskaya	205974	8,01	17,46	4,3	13,18	55,7
38	Krasnoyarsk, Tsentralnaya	44997	6,6	19,25	4,76	15,5	52,66
39	Kuraginskaya	37381	8,56	18,72	2,99	6,18	60,12
40	Lesosibirskaya gorodskaya	53222	8,31	18,08	2,89	6,82	62,89
41	Manskaya	14104	9,34	16,49	2,3	5,42	65,18
42	Minusinskaya	20853	8,45	18,89	2,31	4,33	64,76
43	Minusinskaya gorodskaya	59444	9,71	22,01	3,7	7,07	56,35
44	Motyginskaya	12675	7,93	13,38	3,51	5,33	68,97
45	Nazarovskaya	16737	8,65	15,09	2,17	3,54	69,47
46	Nazarovskaya gorodskaya	41142	6,95	20,59	4,32	6,19	60,58
47	Nizhneingashskaya	22925	8,98	18,43	3,07	4,6	63,71
48	Novoselovskaya	11418	9,2	18,05	2,58	4,27	64,9
49	Norilskaya gorodskaya	138237	10,43	10,46	2,87	6,02	68,88
50	Partizanskaya	8715	9,57	16,69	3,45	4,55	64,58
51	Pirovskaya	6442	7,15	17,87	2,56	3,1	68,46
52	Rybinskaya	26247	9,94	18,96	2,79	5,19	62,04
53	Sayanskaya	10011	7,61	17,84	2,26	4,16	67,29
54	Severo-Eniseyskaya	10015	10,45	10,16	3,7	6,71	68,2
55	Solnechnaya poselkovaya	7744	10,95	15,05	2,16	6,89	63,73
56	Sosnovoborskaya gorodskaya	26268	7,62	19,24	3,9	8,94	59,07
57	Sukhobuzimskaya	16738	8,5	14,65	2,45	4,47	68,9
58	Taseevskaya	10852	7,54	19,84	2,57	4,55	64,48
59	Turukhanskaya	16803	10,14	13,71	4,06	7,87	62,86
60	Tyukhtetskaya	6959	9,41	19,88	2,04	3,59	64,15
61	Uzhurskaya	25486	9,9	21,35	1,97	4,21	61,56
62	Uyarskaya	17966	7,82	18,25	3,03	4,56	65,17
63	Sharipovskaya	12178	7,6	14,87	1,91	3,7	71,09
64	Sharipovskaya gorodskaya	33196	7,98	18,87	4,01	6,01	61,95
65	Shushenskaya	28459	7,44	19,01	3,58	6,04	62,91
66	Taimyr Dolgan-Nenetskaya № 1	22410	8,78	9,98	2,85	5,73	71,7
67	Taimyr Dolgan-Nenetskaya № 2	4392	4,11	6,15	2,01	5,45	81,85
68	Baikitskaya	4200	8,22	10,78	4,62	9,61	65,21
69	Ilimpiyskaya	5814	5,09	8,42	2,34	9,47	73,76
70	Tungusko-Chunskaya	2808	6,91	13,08	3,65	9,03	66
Total		2192321	8,61	18,03	3,54	8,42	60,16

1	2	3	4	5	6	7	8
Perm Territory							
1	Aleksandrovskaya	26361	5,58	18,9	4,86	7,59	61,56
2	Bardymskaya	21494	2	14,67	2,9	5,26	74,4
3	Bereznikovskaya gorodskaya	125419	4,39	11,7	4,61	9,39	68,51
4	Beryezovskaya	13736	4,54	18	5,14	6,67	64,81
5	Bolshesosnovskaya	11280	5,81	15,44	3,38	4,41	69,77
6	Vereshchaginskaya	33133	4,72	13,95	3,84	7,08	69,15
7	Gornozavodskaya	21942	4,93	14,89	5,34	7,68	65,76
8	Gremyachinskaya	12686	4,42	11,87	4,3	4,69	73,52
9	Gubahinskaya	30287	4,92	14,95	4,88	6,6	67,36
10	Dobryanskaya	47752	5,11	16,35	3,69	10,1	63,28
11	Elovskaya	9542	5,6	12,61	2,89	7,61	70,45
12	Ilinskaya	15891	5,13	14,47	3,4	7,11	69,09
13	Karagaiskaya	18515	5,84	15,21	3,41	6,7	67,94
14	Kizelovskaya	23701	5,21	15,76	4,28	5,14	68,14
15	Kishertskaaya	11164	5,41	16,03	3,98	5,64	68,06
16	Krasnovisherskaya	19223	4,96	16,35	4,5	5,17	67,67
17	Krasnokamskaya	56845	5,13	18,31	4,3	10,33	60,54
18	Kuedinskaya	22747	4,43	19,08	3,66	5,79	65,87
19	Kungurskaya gorodskaya	50675	5,27	15,98	6,49	9,94	61,09
20	Lysvenskaya	65623	4,29	15,31	4,05	9,57	65,75
21	Nyvenskaya	37087	4,85	15,62	3,82	8,33	66,38
22	Oktyabrskaya	25276	3,97	17,31	3,42	4,73	69,51
23	Ordinskaya	12916	6,01	19,06	4,21	5,76	64,08
24	Osinskaya	24444	4,76	13,47	4,61	7,34	68,7
25	Okhanskaya	12752	4,59	13,49	3,04	5,72	72,37
26	Ocherskaya	19208	4,3	11,7	4,91	7,46	70,53
27	Permskaya	79620	5,23	15,16	4,17	9,23	64,8
28	Perm, Dzerzhinskaya	122670	4,04	16,11	4,85	16,74	56,66
29	Perm, Industrialnaya	127827	3,94	16,3	4,6	15,67	57,39
30	Perm, Kirovskaya	101622	4,75	19,12	5,24	13,76	55,43
31	Perm, Leninskaya	42928	3,71	15,85	4,77	21,89	52,11
32	Perm, Motovilikhinskaya	142946	3,94	16,31	4,67	16,05	57,38
33	Perm, Ordjonikidzevskaya	87918	4,6	16,02	4,17	11,99	61,58
34	Perm, Sverdlovskaya	166660	3,92	17,2	4,61	16,37	56,18
35	Sivinskaya	12471	4,52	12,15	2,59	5,11	74,92
36	Solikamskaya gorodskaya	73555	5,54	17,7	5,27	9,52	60,19
37	Suksunskaya	16669	5,08	17,39	4,24	5,39	66,42
38	Uinskaya	9827	4,86	17,96	4,14	4,91	67,36
39	Usolskaya	11667	3,73	9,53	4,59	5,37	75,84
40	Chajkovskaya	85063	5,36	17,64	4,27	11,46	60,05
41	Chastinskaya	10647	5,91	14,85	5,26	6,17	67,05
42	Cherdynskaya	17796	5,99	10,91	3,73	6,15	72,35
43	Chernushinskaya	40791	4,6	18,68	2,96	5,03	67,63
44	Chusovskaya	55831	4,46	12,69	4,04	7,45	70,26
45	Zvezdnaya gorodskaya	6922	4,41	12,14	2,53	9,87	69,86
46	Kungurskaya rayonnaya	35596	4,96	15,16	4,52	6,61	67,88
47	Suksunskaya rayonnaya	11212	5,54	11,5	2,79	5,37	73,11
48	Gainskaya	11549	4,27	12,36	3,58	5,32	73,32
49	Kosinskaya	6233	4,3	14,37	3,57	4,33	71,8

1	2	3	4	5	6	7	8
50	Kochevskaya	9289	6,26	10,83	2,76	4,76	74,58
51	Kudymkarskaya	19818	4,96	10,63	3,22	4,01	76,15
52	Kudymkarskaya gorodskaya	23117	5,15	15,23	4,79	9,65	63,76
53	Yurlinskaya	7920	6,28	11,99	2,79	4,43	73,58
54	Yusvinskaya	16201	5,9	13,5	4,47	6,61	68,41
Total		2124064	4,6	15,78	4,4	10,86	62,94
Primorski Territory							
1	Anuchinskaya	11572	8,98	20,29	3,9	5,25	60,4
2	Arsenyevskaya	48112	7,67	21,71	4,98	8,73	55,95
3	Artemovskaya	83760	6,01	15,05	2,87	5,1	69,74
4	Bolshekamenskaya	30615	10,03	22,85	5,71	9,53	50,24
5	Vladivostok, Leninskaya	117872	9,75	24,81	5,71	14,03	44,12
6	Vladivostok, Pervomayskaya	116392	10,65	23,2	5,72	11,37	47,77
7	Vladivostok, Pervorechenskaya	104316	9,4	25,28	6,03	13,73	44,24
8	Vladivostok, Sovetskaya	87721	8,99	22,73	5,49	11,21	50,2
9	Vladivostok, Frunzenskaya	56375	8,67	20,27	5,32	13	51,25
10	Dalnegorskaya	40492	9,11	30,47	5,33	6,97	46,79
11	Dalnerechenskaya	8797	11,23	21,68	3,18	3,93	58,83
12	Dalnerechenskaya gorodskaya	24213	9,51	22,95	4,31	5,92	55,87
13	Kavalerovskaya	22874	8,37	31,58	4,5	6,84	47,57
14	Kirovskaya	18803	13,79	22,14	4,96	6,81	50,76
15	Krasnoarmeyskaya	15376	10,87	25,57	4,12	7,29	50,34
16	Lazovskaya	12195	7,91	19,07	3,43	6,41	61,66
17	Lesozavodskaya	37833	10,25	25,68	4,82	7,08	50,9
18	Mikhailovskaya	27337	9,18	17,33	3,55	5,19	63,2
19	Nadezhdinskaya	30301	10,42	21,82	4,16	6,03	56,09
20	Nakhodkinskaya	125576	9,28	17,66	4,42	7,7	59,27
21	Oktyabrskaya	23958	7,36	14,66	3,01	5,05	68,23
22	Olginskaya	8571	7,82	28,68	2,91	4,84	54,12
23	Partizanskaya	21569	9,34	16,78	3,8	7	61,05
24	Partizanskaya gorodskaya	40675	8,68	28,4	4,15	6,2	51,06
25	Pogranichnaya	18087	9,5	18,31	2,65	5,58	62,28
26	Pozharskaya	24782	8,96	23,65	4,96	7,69	52,82
27	Spasskaya	22561	9,9	19,1	3,87	4,85	60,63
28	Spasskaya gorodskaya	35187	9,63	25,9	4,88	6,21	51,9
29	Terneiskaya	10170	8,28	25,69	4,09	7,03	53,18
30	Ussuriyskaya	140992	4,71	11,21	2,38	4,14	76,57
31	Fokinskaya	22826	10,06	21,28	4,29	7,16	55,34
32	Khankayskaya	18668	9,64	17,19	3,26	4,1	64,38
33	Khasanskaya	29027	10,6	20,32	4,12	6,7	56,8
34	Khorolskaya	24631	8,01	19,45	4,61	4,27	62,46
35	Chernigovskaya	29670	9,7	18,14	4,32	5,52	60,87
36	Chuguevskaya	19034	6,73	13,3	2,7	3,72	72,76
37	Yakovlevskaya	13481	10,39	22,86	3,58	5,68	56,07
38	Shkotovskaya	18476	8,49	19,52	3,49	5,13	61,94
Total		1542897	8,63	20,36	4,36	7,95	57,31
Stavropol Territory							
1	Aleksandrovskaya	37132	7,33	19,18	3,2	5,01	64,45
2	Andropovskaya	24431	8,3	23,56	2,54	4,13	60,27
3	Apanasenkovskaya	26349	9,92	24,64	3,79	6,08	54,45

1	2	3	4	5	6	7	8
4	Arzgirsкая	19746	7,74	21,93	3,58	4,5	61,36
5	Blagodarnenskaya	46341	8,49	20,98	3,23	4,4	61,7
6	Budennovskaya	37588	8,05	19,51	2,99	4,13	64,34
7	Georgievskaya	67712	8,23	18,8	3,2	4,91	63,77
8	Grachevskaya	27454	7,74	16,4	3,2	4,39	67,27
9	Essentukskaya gorodskaya	68192	6,46	19,56	4,04	7,73	61,15
10	Zheleznovodskaya gorodskaya	39211	6,11	19,85	3,1	7,52	62,42
11	Izobilnenskaya	76030	7,81	19,7	3,42	5,49	62,53
12	Ipatovskaya	49511	8,7	19,57	3,02	4,48	63,12
13	Kirovskaya	48829	7,29	20,78	3,39	4,64	63
14	Kislovodskaya gorodskaya	77776	4,27	16,06	2,83	6,94	68,96
15	Kochubeevskaya	58509	8,08	17,17	3,01	5,14	65,58
16	Krasnogvardeyskaya	31149	8,01	20,9	4,04	4,05	62,04
17	Kurskaya	35448	5,09	21,96	2,7	4,31	64,68
18	Levokumskaya	29098	7,24	18,94	3,01	4,4	65,46
19	Lermontovskaya gorodskaya	18890	9,68	22,5	7,05	10,98	48,74
20	Mineralnevodskaya	99585	7,24	21,75	3,92	6,26	59,71
21	Nevinnomysskaya gorodskaya	95581	7,08	14,19	3,87	5,9	67,88
22	Neftekumskaya	45274	4,91	19,71	2,57	3,9	67,89
23	Novoaleksandrovskaya	48404	8,63	17,16	2,91	4,76	65,6
24	Novoselitskaya	18529	6,36	19,28	2,83	3,42	67,09
25	Petrovskaya	59330	8,14	20,24	3,77	5	61,82
26	Predgornaya	80757	7,71	21,1	2,81	6,28	60,77
27	Pyatigorskaya gorodskaya	139678	5,78	19,78	3,21	8,59	61,25
28	Sovetskaya	51864	8,01	18,56	3,21	4,5	64,86
29	Stavropol, Leninskaya	80720	6,06	12,86	2,14	8,18	70,09
30	Stavropol, Oktyabrskaya	59831	5,93	12,79	2,14	8,1	70,03
31	Stavropol, Promyshlennaya	144504	6,36	15,06	2,4	9,28	66,03
32	Stepnovskaya	15466	7,09	18,66	2,97	5,57	64,78
33	Trunovskaya	27354	6,88	17,45	2,69	4,1	67,86
34	Turkmenskaya	20316	6,36	19,82	3,03	5,17	64,47
35	Shpakovskaya	82792	7,1	15,61	2,58	5,98	67,85
36	Budennovskaya gorodskaya	46002	6,65	16,17	3,57	6,17	66,36
37	Georgievskaya gorodskaya	48571	8,1	18,96	5	7,58	58,57
Total		1983954	6,99	18,03	3,14	6,33	64,47
Khabarovsk Territory							
1	Amurskaya	48872	10,08	18,31	4,71	7,06	58,67
2	Ayano-Mayskaya	2579	16,49	12,26	5,33	6,57	57,46
3	Bikinskaya	19082	11,69	13,21	3,72	6,23	63,78
4	Vaninskaya	29920	11,79	17,81	4,89	9,26	54,44
5	Verkhnebureinskaya	23370	12,02	14,32	4,72	8,6	59,06
6	Vyazemskaya	19154	10,99	16,45	4,66	6,21	60,34
7	Lazovskaya	36365	12,13	17,62	4,61	6,86	57,49
8	Osipenkovskaya	4264	12,18	14,35	4,14	6,17	61,75
9	Komsomolskaya gorodskaya	206590	10,63	20,12	5	7,85	54,83
10	Komsomolskaya	19986	9,52	10,47	2,71	5,9	69,83
11	Nanaiskaya	13491	9,46	14,34	4,46	7,46	63,01
12	Nikolayevskaya	28993	9,57	14,43	6	6,76	61,99
13	Okhotskaya	7179	11,09	12,28	3,64	7,76	63,85
14	Sovetskaya Gavanskaya	33046	10,14	19,65	4,77	7,74	56,36

1	2	3	4	5	6	7	8
15	Solnechnaya	25678	10,94	15,51	3,75	7,03	60,97
16	Tuguro-Chumikanskaya	1907	4,53	7,53	3,08	3,68	80,24
17	Ultchaya	14665	9,52	13,3	3,83	6,74	65,52
18	Khabarovsk, Zheleznodorozhnaya	112221	10,24	18,79	5,5	11,65	52,55
19	Khabarovsk, Industrialnaya	159797	10,61	18,32	5,31	10,5	54,2
20	Khabarovsk, Kirovskaya	42659	9,27	18,87	5,55	12,88	52,12
21	Khabarovsk, Krasnoflotskaya	68533	10,29	18,2	4,93	11,98	53,33
22	Khabarovsk, Tsentralnaya	71990	8,1	17,62	5,29	15,82	51,94
23	Khabarovskaya	65784	12,45	14,62	3,74	8,09	59,77
Total		1056125	10,47	17,65	4,88	9,5	56,15
Amur Region							
1	Arkharinskaya	14096	9,5	14,04	3,19	3,84	68,37
2	Belogorskaya	15381	9,36	16,3	2,29	3,38	67,22
3	Belogorskaya gorodskaya	53389	10,22	16,67	3,61	5,14	63,35
4	Blagoveshchenskaya	15501	9,71	13,78	3,14	6,19	66,17
5	Blagoveshchenskaya gorodskaya	177461	10,63	18,64	3,91	9,14	56,44
6	Bureyskaya	20233	10,61	18,43	3,72	5,02	60,92
7	Zavitinskaya	13740	8,18	21,36	3,39	3,73	62,11
8	Zeyskaya	15321	11,94	14,93	3	3,38	65,58
9	Zeyskaya gorodskaya	20260	10,04	18,86	4,49	5,7	59,73
10	Ivanovskaya	20206	9,16	16,9	2,52	3,31	67,09
11	Kostyantynivskaya	10857	6,85	14,45	2,68	4,72	70,05
12	Magdagachinskaya	19320	10,87	16,16	3,49	3,99	64,15
13	Mazanovskaya	10802	7,9	13,37	3,26	3,67	70,31
14	Mikhailovskaya	11900	8,62	21,46	2,23	3,53	63,1
15	Oktyabrskaya	16439	9,37	14,16	2,64	3,41	69,61
16	Raichikhinskaya gorodskaya	18319	11,65	24,49	4,4	5,65	52,6
17	Romnenskaya	7981	8,16	12,95	2,76	3,35	71,64
18	Svobodnenskaya	10127	7,53	13,7	2,83	3,89	71,01
19	Svobodnenskaya gorodskaya	43550	8,87	18,07	3,76	5,93	62,26
20	Selemdzhinskaya	10562	11,93	13,12	3,79	5,35	63,83
21	Serishevskaya	19965	10,87	16,3	2,8	3,93	65,19
22	Skovorodinskaya	22638	11,92	15,33	3,19	3,92	64,49
23	Tambovskaya	18702	8,91	14,93	2,38	3,13	69,46
24	Tyndinskaya	12099	9,03	9,7	2,44	4,36	73,71
25	Tyndinskaya gorodskaya	27531	8,81	15,03	2,93	6,91	65,32
26	Uglegorskaya poselkovaya	3253	10,43	9,93	3,07	6,7	67,66
27	Shimanovskaya	4912	7,97	10,11	2,89	3,07	73,96
28	Shimanovskaya gorodskaya	15669	9,66	15,39	4,14	5,09	64,61
29	(urban village) Progress	12106	10,44	23,03	2,94	4,4	57,7
Total		662320	9,94	16,87	3,4	5,77	62,84
Arkhangelsk Region							
1	Arkhangelsk, Isakogorskaya	28916	9,27	12,61	5,36	9,73	61,96
2	Arkhangelsk, Lomonosovskaya	58708	8,18	17,51	6,07	16,89	50,31
3	Arkhangelsk, Oktyabrskaya	72516	7,58	17,99	6,11	16,8	50,5
4	Arkhangelsk, Solombalskaya	68622	9,19	14,43	5,9	12,13	57,27
5	Arkhangelsk, Yuzhnaya	63253	10,09	16,46	5,72	12,78	53,95
6	Velskaya	45228	8,88	14,88	6,81	7,84	60,75
7	Verkhnetoemskaya	15739	10,34	13,63	6,18	7,06	62,04
8	Vilegodskaya	9959	11,22	14,68	6,2	8,27	58,92

1	2	3	4	5	6	7	8
9	Vinogradovskaya	15025	8,25	14,76	5,15	6,39	64,8
10	Kargopolskaya	16025	8,08	13,2	4,7	6,56	66,85
11	Konoshskaya	21173	9,05	11,84	4,38	6,41	67,64
12	Koryazhenskaya	31644	12,26	13,41	5,33	10,21	57,54
13	Kotlasskaya gorodskaya	59912	9,79	17,37	5,95	11	54,84
14	Kotlasskaya	17441	8,96	13,91	5,09	7,4	63,86
15	Krasnoborskaya	12307	9,85	14,66	6,67	6,6	61,54
16	Lenskaya	11616	9,37	11,73	6,47	7,08	64,55
17	Leshukonskaya	7749	9,82	13,6	6,23	4,78	65,4
18	Mezenskaya	9846	8,97	17,7	8,45	6,92	57,34
19	Mirnyinskaya	22647	6,02	12,23	2,91	6,58	70,91
20	Novodvinskaya	32754	12,55	13,09	5,2	11,65	56,48
21	Novozemelskaya	2001	7	1,85	0,85	2	88,31
22	Nyandomskaya	25275	8,21	11,86	4,5	7,18	67,41
23	Onezhskaya	28429	9,03	15,72	5,68	7,41	61,36
24	Pinezhskaya	23687	8,55	12,45	10,07	6,23	62,05
25	Plesetskaya	38543	7,35	16,48	4,85	6,59	64,01
26	Primorskaya	22829	9,69	11,92	6,95	9,87	60,42
27	Severodvinskaya	164692	8,18	20,73	5,73	11,54	52,67
28	Solovetskaya poselkovaya	689	8,68	10,53	4,21	11,32	63,42
29	Ustyanskaya	26280	7,34	14,7	5,84	5,74	65,77
30	Kholmogorskaya	21752	9,29	15,76	6,07	7,27	60,77
31	Shenkurskaya	13421	9,17	10,96	5,79	7,56	66,05
Total		988678	8,9	15,94	5,78	10,45	57,97
Astrakhan Region							
1	Astrakhan, Kirovskaya	87409	5,39	10,51	5,04	6,5	71,45
2	Astrakhan, Leninskaya	111516	4,98	14,32	5,79	6,59	66,63
3	Astrakhan, Sovetskaya	108989	4,42	11,92	5,13	5,92	71,55
4	Astrakhan, Trusovskaya	83313	5,35	12,7	5,04	5,09	70,92
5	Akhtubinskaya	57470	7,17	29,55	3,68	5,13	53,36
6	Volodarskaya	35283	2,37	14,18	2,58	2,48	77,08
7	Enotaevskaya	20474	6,6	24,18	3,31	4,41	60,4
8	Znamenskaya gorodskaya	23300	9,94	19,1	4,76	6,95	58,12
9	Ikryaninskaya	36749	5,81	17,09	4,26	3,77	67,88
10	Kamyzyakskaya	37381	3,82	15,55	3,01	3,11	73,22
11	Krasnoyarskaya	26443	3,9	23,02	4,29	5,08	62,16
12	Limanskaya	24827	5,43	18,66	4,09	3,9	67,06
13	Narimanovskaya	35518	4,43	15,69	2,62	3,77	72,43
14	Privolzhskaya	33066	1,87	6,43	1,87	2,37	86,51
15	Kharabalinskaya	33035	4,9	17,56	2,7	4,06	69,65
16	Chernoyarskaya	14835	7,02	27,93	3,1	4,17	56,89
Total		769608	5,07	15,64	4,3	5,06	68,76
Belgorod Region							
1	Alekseyevskaya	51607	6,56	19,73	3,75	3,91	65,08
2	Belgorodskaya rayonnaya	89280	6,69	20,45	4,26	6,41	60,95
3	Belgorodskaya gorodskaya	286578	6,68	24,22	5	8,35	54,56
4	Borisovskaya	21051	5,73	17,12	3,24	3,65	68,99
5	Valuyskaya	54413	7,88	24,35	3,75	4,08	58,77
6	Veydelevskaya	17767	4,96	23,14	3,11	2,75	65,19
7	Volokonovskaya	27110	8	24,34	3,12	3,07	60,47

1	2	3	4	5	6	7	8
8	Graivoronskaya	22609	6,95	16,42	3,39	4,4	67,82
9	Gubkinskaya	82146	7,39	29,56	3,94	4,7	53,26
10	Ivnyanskaya	19265	3,37	11,31	2,14	2,28	80,12
11	Korochanskaya	30998	5,83	22,56	3,1	3,64	63,85
12	Krasnenskaya	10609	5,13	14,42	2,23	2,11	75,27
13	Krasnogvardeyskaya	32283	6,53	22,32	3,55	3,14	63,67
14	Krasnoyaruzhskaya	11377	5,2	16,14	2,9	2,92	71,81
15	Novooskolskaya	34417	6,16	18,81	3,48	2,76	67,94
16	Prokhorovskaya	22865	5,27	15,32	2,68	2,65	73,17
17	Rakityanskaya	27173	5,98	19,01	2,89	3,66	66,99
18	Rovenskaya	18649	5,46	25,97	2,64	2,78	62,43
19	Starooskolskaya	205156	7,01	28,68	4,2	7,02	51,76
20	Chernyanskaya	25457	7,73	19,52	3,14	3,82	64,66
21	Shebeknskaya	73990	6,55	29,83	3,99	4,98	53,59
22	Yakovlevskaya	45790	6,37	17,38	3,57	4,9	66,64
Total		1210590	6,62	23,45	3,96	5,53	59,3
Bryansk Region							
1	Brasovskaya	16534	5,3	23,65	3,21	3,05	63,81
2	Bryansk, Bezhitskaya	134502	6,87	23,4	4,02	6,99	57,79
3	Bryansk, Volodarskaya	62648	7,17	22,41	3,77	6,06	58,78
4	Bryansk, Sovetskaya	102543	5,76	23,07	3,79	8,43	57,81
5	Bryansk, Fokinskaya	69068	6,61	23	3,54	5,73	60,16
6	Bryanskaya	45991	7,13	19,72	2,84	4,8	64,58
7	Vygonichskaya	16168	8,05	21,84	3,43	4,4	61,2
8	Gordeyevskaya	8616	1,31	4,95	1,13	0,67	91,68
9	Dubrovskaya	15553	7,08	20,36	3,31	3,33	65,37
10	Dyatkovskaya	61623	6,57	22,29	2,82	3,78	63,41
11	Zhiryatinskaya	5444	4,72	16,2	2,77	2,3	73
12	Zhukovskaya	30225	6,09	22,78	4,11	3,44	62,58
13	Zlynkovskaya	9434	3,21	11,05	2,35	2,35	80,28
14	Karachevskaya	29335	7,37	27,01	3,76	3,84	57,15
15	Kletnyansky	16060	4,36	14,72	2,02	1,48	76,83
16	Klimovskaya	25073	7,37	17,47	3,39	3,57	67,33
17	Klintsovskaya	15342	4,06	11,85	1,97	1,67	79,54
18	Klintsovskaya gorodskaya	54177	4,26	18,45	3,04	3,57	69,7
19	Komarichskaya	13887	5,42	19,01	3,49	2,55	68,78
20	Krasnogorskaya	10975	2,08	4,97	1,39	0,45	90,78
21	Mglinskaya	15233	5,06	16,16	2,32	2,21	73,36
22	Navlinskaya	22432	6,72	21,18	2,6	3,23	65,44
23	Novozybkovskaya	9277	4,57	17,77	3,23	3,11	70,57
24	Novozybkovskaya gorodskaya	34125	5,17	20,05	4,02	5,11	64,61
25	Pogarskaya	24628	6,46	15,36	3,82	2,6	70,83
26	Pochepskaya	33651	6,48	21,26	2,96	3,08	65,36
27	Rognedinskaya	5762	6,34	18,79	3,16	1,81	69,22
28	Sevskaya	13122	5,61	19,93	2,76	2,94	67,94
29	Seltsovskaya gorodskaya	15125	6,79	21,91	4,03	5,14	61,27
30	Starodubskaya	30858	5,79	20,5	2,54	2,96	67,49
31	Suzemskaya	14466	6,41	22,4	4,33	2,95	62,38
32	Surazhskaya	20161	6,45	19,48	2,83	2,46	67,95
33	Trubchevskaya	28562	5,91	24,82	4,04	2,97	61,37

1	2	3	4	5	6	7	8
34	Unechskaya	34483	7,24	25,29	3,17	3,12	60,2
Total		1045083	6,14	20,91	3,35	4,59	64,02
Vladimir Region							
1	Vladimir, Leninskaya	103545	8,07	21,31	6,54	14,24	48,58
2	Vladimir, Oktyabrskaya	89870	7,91	20,74	6,92	14,45	48,63
3	Vladimir, Frunzenskaya	95641	8,29	21,39	7,09	12,97	49,06
4	Gus-Khristalnaya gorodskaya	55904	8,32	19,88	7,15	8,4	54,75
5	Kovrovskaya gorodskaya	123171	8,07	20,92	8,3	9,45	52,04
6	Murom okrug	107859	8,6	22,4	7,42	8,31	52,04
7	Raduzhnaya gorodskaya	14615	6,88	22,41	7,72	11,31	50,17
8	Aleksandrovskaya	93589	7,83	21,91	5,31	8,45	54,66
9	Vyaznikovskaya	70714	8,34	19,37	6,67	6,2	58,29
10	Gorokhovetskaya	18924	8,54	25,99	5,89	6,87	51,71
11	Gus-Khristalnaya	36505	9,52	20,54	4,95	5,89	58,06
12	Kameshkovskaya	25760	8,91	17,9	6,57	7,56	58,09
13	Kirzhachskaya	34658	7,42	24,26	6,47	7,41	53,15
14	Kovrovskaya	24746	9,45	17,32	5,08	6,44	60,57
15	Kolchuginskaya	47044	9,92	22,32	5,74	8,42	52,46
16	Melenkovskaya	30698	8,25	16,32	5,25	5,22	63,84
17	Muromskaya	12641	7,27	19,85	4,98	6,16	60,48
18	Petushinskaya	54495	7,58	17,79	5,5	8,01	58,16
19	Selvanovskaya	16807	9,2	19,57	7,43	6,8	56,19
20	Sobinskaya	49371	9,47	17,13	5,87	8,51	57,79
21	Sudogodskaya	32510	9,64	23,86	6,47	7,46	51,57
22	Suzdalskaya	34437	8,51	18,25	6,47	9,92	55,54
23	Yuriev-Polskaya	28670	9,69	21,85	4,48	6,58	56,19
Total		1202174	8,4	20,75	6,57	9,45	53,49
Volgograd Region							
1	Alekseyevskaya	13528	3,22	6,13	2,58	2,37	85
2	Bykovskaya	21293	6,58	17,77	3,84	4,05	66,95
3	Volgograd, Voroshilovskaya	62400	7,33	21,5	5,32	10,23	54,46
4	Volgograd, Dzerzhinskaya	145646	3,51	15,36	2,86	4,17	73,03
5	Volgograd, Kirovskaya	76275	7,78	18,79	5,83	6,69	59,77
6	Volgograd, Krasnoarmeyskaya	133377	6,66	17,47	4,83	5,03	64,96
7	Volgograd, Krasnooktyabrskaya	123367	7,08	18,14	4,48	6,03	63,29
8	Volgograd, Sovetskaya	83978	5,7	16,39	4,3	6,24	66,17
9	Volgograd, Traktorzavodskaya	105463	8,83	21,41	5,35	7,96	55,2
10	Volgograd, Tsentralnaya	65469	5,81	20,41	4,56	10,57	57,39
11	Volzhskaya gorodskaya	228765	7,08	19,58	3,89	7,53	60,88
12	Gorodishchenskaya	48691	9,03	19,16	3,74	5,7	61,19
13	Danilovskaya	14723	7,04	22,35	3,81	3,02	62,79
14	Dubovskaya	22450	7,73	20,79	5,55	4,13	60,71
15	Elanskaya	26151	7,03	18,37	2,89	3,15	68,1
16	Zhirnovskaya	35251	7,47	16,61	4,04	4,86	66,2
17	Ilovinskaya	24321	8,63	18,33	4,37	5,26	62,51
18	Kalachevskaya	46885	8,45	18,87	5,11	5,09	61,5
19	Kamyshinskaya	32631	6,9	16,51	4,31	4,62	66,86
20	Kamyshinskaya gorodskaya	90346	7,16	16,67	7	6,6	61,78
21	Kikvidzenskaya	13388	6,59	16,49	3,93	2,51	69,74
22	Kletskaya	13814	7,22	19,31	4,31	4,06	64,43

1	2	3	4	5	6	7	8
23	Kotel'nikovskaya	26906	6,86	15,78	3,59	3,73	69,05
24	Kotovskaya	29422	7,27	30,38	5,26	5,37	50,6
25	Kumylzhenskaya	16407	6,47	18,46	3,22	3,15	68,05
26	Leninskaya	23210	8,01	18,6	3,27	4,1	65,07
27	Mikhailovskaya	19645	7,58	21,03	4,44	3,65	62,68
28	Mikhailovskaya gorodskaya	46097	9,39	29,45	8	6,43	45,98
29	Nehaevskaya	12897	8,12	20,55	5,17	3,63	61,74
30	Nikolayevskaya	25474	6,41	16,48	3,74	3,29	69,1
31	Novoanninskaya	29549	6,74	18,94	4,13	3,43	65,77
32	Novonikolayevskaya	18785	5,42	17,27	3,19	3,6	69,73
33	Oktyabrskaya	18242	7,27	19,6	3,61	4,05	64,67
34	Olkhovskaya	13853	6,11	22,12	3,76	3,47	63,4
35	Pallasovskaya	31502	4,31	20,28	3,4	3,57	67,55
36	Rudnyanskaya	14291	5,45	15,96	3,98	3,79	69,98
37	Svetloyarskaya	30773	8,05	21,07	3,24	4,43	61,82
38	Serafimovichevskaya	19384	8,59	21,41	4,39	5,02	59,75
39	Sredneaktubinskaya	42811	7,41	18,24	2,74	5,19	65,63
40	Staropoltavskaya	16565	5,5	18,28	2,91	3,48	68,89
41	Surovikinskaya	27595	8,66	23,43	4,1	4,34	58,65
42	Uryupinskaya	22373	6,39	16,9	3,52	2,75	69,48
43	Uryupinskaya gorodskaya	32516	5,15	18,89	3,44	2,8	68,82
44	Frolovskaya	12051	6,75	17,78	3,22	2,65	68,25
45	Frolovskaya gorodskaya	31245	5,96	18,03	3,3	3,51	68,34
46	Chernishkovskaya	13650	8,68	19,84	3,77	3,78	63,21
Total		2003455	6,86	18,85	4,33	5,56	63,41
Vologda Region							
1	Babaevskaya	18938	7,59	13,1	6,64	6	65,74
2	Babushkinskaya	11520	8,07	15,77	4,5	5,33	65,56
3	Belozerskaya	15313	7,92	15,89	7,09	6,02	62,3
4	Vashkinskaya	7293	7,64	17,35	6,79	6,56	60,78
5	Vekikoustyugskaya	48416	7,07	13,09	7,83	7,23	63,87
6	Verhovazhskaya	12004	7,62	11,66	5	7,96	67,08
7	Vozhegodskaya	13059	9,09	18,49	6,71	6,43	58,66
8	Vologodskaya gorodskaya	250707	7,38	16,77	7,04	12,52	54,97
9	Vologodskaya	39705	8,29	13,92	6,32	7,38	62,99
10	Vytegorskaya	22173	8,2	16,53	6,56	7,2	60,62
11	Gryazovetskaya	28835	7,77	15,61	6,84	5,98	62,87
12	Kaduyskaya	14459	7,89	22,24	6,65	7,48	54,7
13	Kirillovskaya	13388	6,94	19,64	4,97	6,16	61,34
14	Kichmengsko-Gorodetskaya	15585	7,11	16,26	4,65	4,21	66,95
15	Mezhdurechenskaya	5665	7,4	16,45	4,17	5,04	65,83
16	Nikolskaya	19189	8,07	16,88	5,99	5,07	63,33
17	Nyuksenskaya	9229	8,07	10,02	4,74	5,85	70,16
18	Sokolskaya	43162	7,64	15,55	7,97	7,2	60,54
19	Syamzhenskaya	7952	8,55	14,08	6,12	6,02	64,78
20	Tarnogskaya	11086	7,53	12,83	5,67	6,75	66,56
21	Totemskaya	20066	8,99	17,78	6,86	6,89	58,64
22	Ust-Cubanskaya	6980	7,39	11,99	5,61	6,11	68,09
23	Ustyuzhenskaya	14655	8,33	18,4	5,64	5,94	60,76
24	Kharovskaya	14648	8,82	16,06	9,1	7,18	57,81

1	2	3	4	5	6	7	8
25	Chagodoshchenskaya	11482	6,64	19,77	5,81	6,47	60,37
26	Cherepovetskaya gorodskaya	255212	9,29	13,98	6,41	11,51	57,62
27	Cherepovetskaya	31864	8,6	12,82	6,51	7,11	63,92
28	Sheksninskaya	24989	8,5	13,94	6,41	6,25	64,16
Total		987574	8,13	15,35	6,62	9,38	59,44
Voronezh Region							
1	Anninskaya	38351	2,84	10,05	1,63	1,61	83,6
2	Bobrovskaya	39928	4,13	11,64	2,08	1,92	79,66
3	Bogucharskaya	28409	7,59	20,8	4,49	3,49	62,98
4	Borisoglebskaya	62739	7,26	23,05	5,59	5,6	57,54
5	Buturlinovskaya	40721	8	25,77	4,12	4,33	56,81
6	Verhnamamonskaya	16363	4,33	13,3	2,7	1,95	77,19
7	Verhnehavskaya	19889	7,43	23,32	3,08	3,37	61,93
8	Vorobevskaya	14779	7,03	23,12	4,25	2,64	62,28
9	Voronezh, Zheleznodorozhnaya	110069	6,58	25,98	4,11	7,26	54,92
10	Voronezh, Kominternovskaya	232955	6,22	28,04	4,31	9,29	50,95
11	Voronezh, Levoberezhnaya	161791	6,81	28,27	4,18	7,14	52,42
12	Voronezh, Leningradskaya	97406	6,28	26,73	4,23	9,38	52,16
13	Voronezh, Sovetskaya	161418	6,42	26,54	4,21	8,04	53,59
14	Voronezh, Tsentralnaya	70814	6,42	27,23	4,56	11,9	48,52
15	Gribanovskaya	28560	5,8	23,03	3,8	2,94	63,51
16	Kalacheevskaya	45589	7,85	29,18	5,06	3,88	53,07
17	Kamenskaya	15625	7,79	30,49	4,37	2,88	53,48
18	Kantemirovskaya	29432	7,86	28,1	4,59	3,3	55,35
19	Kashirskaya	20568	7,67	22,21	2,86	3,57	62,71
20	Liskinskaya	84005	5,71	15,17	3,06	3,27	71,84
21	Nizhnedevitskaya	17446	6,28	23,51	2,11	2,49	64,76
22	Novovoronezhskaya gorodskaya	31523	7,54	22,63	4,19	6,26	58,15
23	Novousmanskaya	55048	6,01	18,22	2,5	3,65	68,5
24	Novokhop'yorskaya	32502	2,17	6,98	1,62	1,4	87,45
25	Olhovatskaya	19217	6,96	17,36	3,6	3,2	68,1
26	Ostrogzhskaya	47070	5,4	18,17	2,89	2,61	69,64
27	Pavlovskaya	44233	8,01	25,89	3,41	4,26	57,48
28	Paninskaya	22181	6,75	17,2	2,89	2,72	69,87
29	Petropavlovskaya	16308	5,98	22,48	3,96	2,59	64,14
30	Povorinskaya	25866	6,17	17,47	3,53	3,28	68,19
31	Podgorenskaya	20854	4,13	16,01	2,27	1,45	75,48
32	Ramonskaya	27166	4,87	19,46	2,45	3,47	68,66
33	Repyevsky	13567	5,07	19,56	2,26	1,77	70,65
34	Rossoshanskaya	73036	7,56	23,4	4,73	4,82	58,44
35	Semilukskaya	53733	3,88	8,99	1,63	1,61	83,18
36	Talovskaya	33639	5,74	19,05	3,12	3,07	68,29
37	Ternovskaya	17889	6,92	20,6	3,34	2,78	65,05
38	Hoholskaya	25460	5,77	20,68	2,87	3,12	66,78
39	Ertil'skaya	22375	7,27	21,73	3,66	3,21	63,29
Total		1918524	6,22	22,42	3,68	5,35	61,34
Ivanovo Region							
1	Verhnelandehovskaya	3641	4,86	15,36	3,06	3,03	73,25
2	Vichugskaya	15701	6,38	19,61	4,84	5,06	63,19
3	Vichugskaya gorodskaya	28556	6,84	15,41	4,25	4,44	68,28

1	2	3	4	5	6	7	8
4	Gavrilovo Posadskaya	14241	7,95	16,43	4,63	5,68	64,57
5	Zavolzhskaya	15415	8,44	20,2	4,82	4,65	61,18
6	Ivanovo, Leninskaya	125233	6,83	18,53	5,03	9,94	58,34
7	Ivanovo, Oktyabrskaya	73132	7,43	18,25	5,19	10,46	57,5
8	Ivanovo, Sovetskaya	51873	8,09	18,27	4,67	8,33	59,62
9	Ivanovo, Frunzenskaya	90688	7,22	18,01	4,96	10,13	58,49
10	Ivanovskaya	29131	5,69	12,37	3,58	5,75	71,47
11	Ilinskaya	7601	8,44	17,95	4,24	4,52	64,02
12	Kineshemskaya	18862	7,06	16,46	3,67	4,61	67,45
13	Kineshemskaya gorodskaya	71924	6,84	22,65	4,22	6,64	58,81
14	Komsomolskaya	16766	5,15	16,66	2,38	2,89	71,97
15	Kokhomskaya gorodskaya	21738	7,44	16,52	3,74	7,95	63,15
16	Lezhnevskaya	15659	7,7	16,29	4,72	5,7	64,47
17	Lukhsкая	6302	8,21	20,75	4,81	3,99	61,11
18	Palekhskaya	9337	6,75	23,73	5	6,01	57,77
19	Pestyakovskaya	5740	7,92	17,31	5,36	4,34	64,44
20	Privolzhskaya	21357	6,72	16,95	3,94	4,56	67,1
21	Puchezhskaya	12045	6,35	20,91	3,8	3,97	64,19
22	Rodnikovskaya	29799	7,84	15,83	3,96	4,82	66,9
23	Savinskaya	10482	8,8	17,63	5,05	4,28	63,71
24	Teykovskaya	10419	8,34	15,42	3,92	4,31	67,3
25	Teykovskaya gorodskaya	30231	9,45	15,87	3,84	6,53	63,01
26	Furmanovskaya	36600	7,03	19,96	3,94	4,88	63,1
27	Shuyskaya	15838	7,19	18,34	4,02	5,05	64,72
28	Shuyskaya gorodskaya	47373	7,42	23,13	4,11	6,53	57,67
29	Yuzhsкая	17532	7,59	15,95	4,2	5,56	65,78
30	Yuryevetskaya	13258	8,07	18,96	4,69	5,02	62,47
Total		866474	7,25	18,3	4,44	7,13	61,85
Irkutsk Region							
1	Angarskaya	195566	8,97	27,79	4,69	11,43	45,73
2	Balaganskaya	7168	8,99	15,02	3,17	4,29	67,43
3	Bodaibinskaya	19800	8,93	17,88	4,22	8,1	59,24
4	Bratskaya	44726	8,37	22,17	3,11	5,1	60,1
5	Bratskaya gorodskaya	191358	8,73	22,6	4,23	8,85	54,47
6	Zhigalovskaya	7362	7,92	15,33	3,38	5,87	66,78
7	Zalarinskaya	22432	9,38	23,77	2,6	4	59,32
8	Ziminskaya	10443	9,97	19,13	2,07	3,39	64,6
9	Ziminskaya gorodskaya	24978	10,96	24,46	3,21	5,44	54,57
10	Irkutskaya	57863	8,1	18,85	3,31	9,51	59,08
11	Irkutsk, Leninskaya	113057	8,26	23,4	4,04	10,27	53,03
12	Irkutsk, Oktyabrskaya	113631	6,04	23,61	4,68	16,25	48,37
13	Irkutsk, Pravoberezhnaya	85346	7,58	22,14	4,38	14,25	50,65
14	Irkutsk, Sverdlovskaya	158313	6,64	22,91	4,89	14,97	49,39
15	Kazachinsko-Lenskaya	14808	8,15	18,34	2,4	5,34	64,89
16	Katangnskaya	3381	12,09	16,94	4,19	5,79	59,71
17	Kachugskaya	13949	8,14	16,45	2,72	4,98	66,75
18	Kirenskaya	17576	10,42	15,03	4,71	8,22	60,59
19	Kuitunskaya	26119	9,07	23,58	2,5	4,3	59,51
20	Mamsko-Chyiskaya	4779	8,23	17,28	5,23	5,79	62,53
21	Nizhneilimskaya	45810	9,14	22,75	3,84	5,74	57,22

1	2	3	4	5	6	7	8
22	Nizhneudinskaya	55888	8,8	15,28	3,03	5,13	66,74
23	Olkhonskaya	6722	3,06	13,09	3,29	5,31	74,72
24	Sayanskaya	33641	7,38	24,43	3,32	6,96	56,74
25	Slyudyanskaya	34379	11,47	22,25	4,51	6,89	53,58
26	Tayshetskaya	58325	9,1	21,9	2,89	5,55	59,45
27	Svirskaya	11568	9,44	16,08	3,48	4,98	64,94
28	Tulunskaya	21034	7,76	20,24	2,39	3,45	65,23
29	Tulunskaya gorodskaya	35907	7,14	25,36	3,24	4,98	58,22
30	Usolskaya	37887	7,02	26,57	2,18	4,56	58,4
31	Usolie-Sibirskaya gorodskaya	68311	8,02	26,67	3,52	7,38	53,23
32	Ust-ilimskaya	15763	8,88	23,99	3,45	5,37	57,31
33	Ust - ilimskaya gorodskaya	69984	8,79	24,76	4,27	7,89	52,86
34	Ust -Kutskaya	40154	9,33	19,8	3,85	6,9	59,01
35	Ust -Udinskaya	11494	9,97	16,18	2,88	4,17	65,99
36	Cheremkhovskaya	22935	10,66	17,62	3,25	3,99	63,02
37	Cheremkhovskaya gorodskaya	41568	11,06	18,53	3,58	5,84	59,95
38	Chunskaya	28554	8,23	22,18	3,07	5,45	60,15
39	Shelekhovskaya	48360	9,66	24,15	4,36	8,39	52,15
40	Alarskaya	19873	6,48	19,32	1,99	3,13	68,27
41	Bayandaevskaya	8548	3,35	17,45	2,09	4,54	71,88
42	Bochanskaya	17561	6,34	19,32	2,52	4,01	67,09
43	Nukutskaya	11391	5,13	13,54	2,83	5,37	72,32
44	Osinskaya	14041	4,49	21,68	2,11	5,45	65,47
45	Ekhhirit-Bulagatskaya	22826	4,31	22,9	3,61	5,76	62,77
Total		1915179	8,24	22,57	3,84	8,76	55,45
Kaliningrad Region							
1	Bagrationovskaya	24773	8,42	18,17	2,73	8,35	61,23
2	Baltiyskaya	28677	9,97	18,56	3,39	10,94	55,74
3	Gvardeyskaya	24530	8,34	21,16	2,82	8,31	58,18
4	Gurievskaya	41669	8,4	18,61	2,93	13,77	55,16
5	Gusevskaya	28028	8,91	20,18	3,74	8,65	57,35
6	Zelenogradskaya	25739	8,04	18,67	3,03	11,6	57,2
7	Kaliningrad, Leningradskaya	138228	6,75	23,06	3,67	19,08	46,29
8	Kaliningrad, Moskovskaya	126924	7,63	23,18	3,92	15,27	48,69
9	Kaliningrad, Tsentralnaya	101376	6,91	22,7	3,74	19,09	46,16
10	Krasnoznamenskaya	9887	8,36	20,45	3,08	6,76	60,06
11	Nemanskaya	16706	8,21	16,8	3,24	5,86	64,35
12	Nesterovskaya	12466	11,12	16,52	3,29	7,74	60,21
13	Ozerskaya	12143	9,7	16,41	3,34	5,93	63,66
14	Pionerskaya gorodskaya	9680	7,32	22,67	3,97	13,36	51,44
15	Poleskaya	14111	8,66	20,21	3,34	8,51	58,3
16	Pravdinskaya	15740	10,1	19,31	2,41	7,95	59,24
17	Svetlogorskaya	13211	7,01	21,77	3,84	13,77	52,18
18	Svetlovskaya	22808	8,74	22,33	3,64	12,42	51,52
19	Slavskaya	14898	8,47	16,53	4,49	6,48	62,91
20	Sovetskaya	31554	5,63	17,83	2,85	7,28	65,09
21	Chernyakhovskaya	43815	8,32	23,37	3,72	7,44	56,08
22	Yantarninskaya	4898	7,37	23,86	3,32	11,41	52,65
23	Ladushkinskaya	3242	9,49	17,15	2,8	10,04	59,13
24	Mamonovskaya	6450	9,29	24,03	3,63	8,71	52,99
Total		771553	7,79	21,33	3,53	13,56	52,55

1	2	3	4	5	6	7	8
Kaluga Region							
1	Babyninskaya	16941	7,42	16,19	3,75	6	65,32
2	Baryatinskaya	4032	6,49	16,08	3,45	3,68	69,65
3	Borovskaya	41952	9,37	17,64	4,01	7,43	60,21
4	Dzerzhinskaya	44750	7,54	18	3,91	5,76	63,59
5	Duminichskaya	10979	7,07	19,6	3,27	4,15	64,61
6	Zhizdrinskaya	7606	7,63	22,18	2,52	4,07	62,92
7	Zhukovskaya	35636	7,19	19,01	3,84	8,47	59,91
8	Iznoskovskaya	4368	8,16	16,5	3,66	4,24	66,43
9	Kaluga, Leninskaya	104864	6,74	20,46	5,2	10,49	55,92
10	Kaluga, Moskovskaya	89170	7,17	21,45	5,11	9,7	55,31
11	Kaluga, Oktyabrskaya	93451	7,43	21,93	4,85	8,65	55,93
12	Kirovskaya	31642	7,78	22,43	3,57	4,47	60,54
13	Kozelskaya	33027	7,55	20,29	3,89	5,09	61,98
14	Kuibyshevskaya	6001	4,87	24,63	1,97	3,37	64,39
15	Lyudinovskaya	34607	7,73	23,26	3,96	5,78	57,98
16	Maloyaroslavetskaya	44869	9,27	18,98	3,5	7,92	58,95
17	Medynskaya	9032	8,29	14,96	3,19	4,54	67,77
18	Meshchovskaya	8418	6,82	18,09	2,8	3,64	67,79
19	Mosalskaya	6660	7,35	16,56	3,07	4,42	67,46
20	Obninskaya gorodskaya	88323	6,6	21,64	4,99	15,09	50,13
21	Peremyshlskaya	9957	8,87	16,32	3,08	4,34	66,46
22	Spas-Demenskaya	6931	5,91	16,53	3,23	3,39	69,65
23	Sukhinichskaya	19258	6,31	16,91	3,01	4,12	68,69
24	Taruskaya	11101	6,82	19,9	3,72	7,78	60,5
25	Ulyanovskaya	5723	5,75	16,35	2,44	3,5	70,77
26	Ferzikovskaya	11234	7,94	14,7	3,24	4,33	69,02
27	Hvastovichskaya	7786	6,73	21,82	2,38	2,69	65,41
28	Yukhnovskaya	9878	9,45	18,86	4,48	5,64	60,51
Total		798196	7,42	20,01	4,23	8,07	59,02
Kemerovo Region							
1	Anzhero Sudzhenskaya gorodskaya	66233	7,4	8,65	2,5	4,18	76,1
2	Belovskaya	24125	6,35	6,86	1,75	3,28	80,75
3	Belovskaya gorodskaya	97547	5,62	9,17	1,77	2,93	79,75
4	Beryozovskaya gorodskaya	38054	6,65	8,72	1,88	2,82	79,23
5	Gurievskaya	15087	7,05	10,42	2,02	3,48	75,99
6	Gurievskaya gorodskaya	19942	8,51	8,91	1,85	3,45	76,49
7	Izhmorskaya	11600	3,95	5,51	1,37	2,32	86,04
8	Kaltanskaya gorodskaya	26193	7,07	6,63	1,78	3,47	80,23
9	Kemerovo, Zavodskaya	108966	7,4	12,36	3,4	8,86	66,76
10	Kemerovo, Kedrovskaya	16706	5,35	7,03	1,44	2,66	82,84
11	Kemerovo, Kirovskaya	42401	6,27	9,03	2,43	4,15	77,32
12	Kemerovo, Leninskaya	101978	6,56	12,32	3,56	9,06	67,16
13	Kemerovo, Rudnichnaya	44568	7,12	9,84	2,61	6,73	72,84
14	Kemerovo, Tsentralnaya	76236	5,29	11,97	3,39	8,22	70,03
15	Kemerovskaya	32319	5,09	5,46	1,49	2,08	85,25
16	Kiselevskaya gorodskaya	79398	5,42	7,47	2,16	2,67	81,63
17	Krapivinskaya	19006	3,7	5,51	0,95	1,06	88,13
18	Krasnobrodskaya gorodskaya	11576	5,89	7,71	1,92	2,48	81,19
19	Leninsk Kuznetskaya	19752	6,4	4,82	1,14	1,83	85,27

1	2	3	4	5	6	7	8
20	Leninsk Kuznetskaya gorodskaya	80952	7,45	6,2	1,55	2,63	81,49
21	Mariinskaya gorodskaya	40376	5,61	8,19	1,3	1,77	82,18
22	Mezhdurechenskaya gorodskaya	72314	9,28	6,75	2,64	4,64	75,52
23	Myskovskaya gorodskaya	32409	6,18	9,58	2,52	3,25	77,19
24	Novokuznetsk, Zavodskaya	72947	12,02	6,72	2,99	5,52	71,61
25	Novokuznetsk, Kuznetskaya	36045	9,54	8,18	3,25	7,75	70,02
26	Novokuznetsk, Kuibyshevskaya	61481	9,56	7,95	3,03	7,89	70,21
27	Novokuznetsk, NovoIlinskaya	57944	9,79	7,77	3,49	8,08	69,73
28	Novokuznetsk, Ordjonikidzevskaya	61617	11,01	4,48	1,89	3,14	78,73
29	Novokuznetsk, Tsentralnaya	131574	8,89	10,79	3,99	12,03	62,54
30	Novokuznetskaya	36578	10,6	7,43	2,2	4,91	73,47
31	Osinnikovskaya gorodskaya	40746	6,23	8,03	1,61	2,47	81,05
32	Polysaevskaya gorodskaya	22613	3,73	3,88	0,85	1,43	89,87
33	Prokopevsk, Zenkovskaya	52762	5,19	5,1	1,63	2,46	84,6
34	Prokopevsk, Rudnichnaya	51069	4,88	5,84	2,21	2,72	83,54
35	Prokopevsk, Tsentralnaya	53201	4,69	4,88	1,79	2,19	85,75
36	Prokopevskaya	23460	3,1	5,62	1,05	1,36	88,2
37	Promyshlennovskaya	35576	6,11	8,74	1,29	2,34	80,69
38	Taiginskaya gorodskaya	16892	10,23	9,79	2,57	6,05	70,11
39	Tashtagolskaya	39451	3,2	4,77	1,32	1,75	88,48
40	Tisulskaya	18756	7,07	11,6	2,32	3,69	74,37
41	Topkinskaya gorodskaya	37315	4,85	11,81	1,78	2,41	78,01
42	Tyazhinskaya	20983	5,87	7,59	1,61	2,79	81,26
43	Chebulinskaya	11362	7,42	6,04	1,6	2,78	81,41
44	Yurginskaya	16124	6	5,71	1,39	2,86	83,09
45	Yurginskaya gorodskaya	64183	4,67	7,05	1,54	3,09	82,91
46	Yayskaya	15030	5,18	6,76	1,03	1,55	84,54
47	Yashkinsky	21226	6,05	8,69	1,78	2,69	79,3
Total		2076673	6,82	8,14	2,28	4,6	77,19
Kirov Region							
1	Arbazhskaya	6562	6,76	20,42	10,98	4,83	56,37
2	Afanasyevskaya	11457	10,36	11,2	5,98	7,42	64,06
3	Beloholunitskaya	16892	8,76	14,03	5,54	6,05	64,77
4	Bogorodskaya	4501	7,57	19,5	6,05	5,01	61,22
5	Verkhnekamskaya	23984	8,14	18,43	5,4	7,57	58,96
6	Verhoshizhenskaya	7965	6,58	14,32	3,9	6,51	67,86
7	Vyatskopolyanskaya	26270	5,73	23,24	3,56	4,92	61,74
8	Vyatskopolyanskaya gorodskaya	30277	6,79	27,04	4,61	7,58	52,54
9	Darovskaya	10239	9,31	19,68	5,4	6,14	58,72
10	Zuyevskaya	20082	7,08	18,89	5,42	5,83	61,9
11	Kiknurskaya	8776	7,69	26,8	6,34	5	53,47
12	Kilmezhskaya	11140	6,96	26,55	4,88	5,98	55,06
13	Kirov, Leninskaya	176000	7,33	17,84	4,93	13,67	54,86
14	Kirov, Novovyatskaya	39174	7,86	17,45	4,4	10,68	58,43
15	Kirov B, Oktyabrskaya	133463	8,01	17,19	4,95	13,03	55,41
16	Kirov, Pervomayskaya	66513	6,97	17,21	5,05	14,42	55,06
17	Kirov-Chepetskaya	19012	7,25	13,42	4,31	6,81	67,1
18	Kirov-Chepetskaya gorodskaya	68125	7,83	18,37	6,6	10,47	55,41
19	Kotelnichskaya	14432	8,09	16,58	5,48	5,95	62,88

1	2	3	4	5	6	7	8
20	Kotelnichskaya gorodskaya	21498	8,39	20,7	5,62	7,58	56,69
21	Kumenskaya	15386	7,71	15,74	5,44	6,88	63,09
22	Lebyazhskaya	7720	9,51	24,69	5,27	5,68	54,16
23	Luzskaya	15180	8,01	14,3	6,34	6,38	64,07
24	Malmyzhskaya	22591	6,69	26,42	4,7	5,43	55,9
25	Murashinskaya	11287	7,88	15,59	6,25	7,29	61,85
26	Nagorskaya	9074	7,99	20,65	7,47	6,18	56,95
27	Nemskaya	7122	8,22	17,65	5,41	5,61	62,36
28	Nolinskaya	17629	8,94	19,33	4,57	6,89	59,33
29	Omutninskaya	34377	8,16	18,11	5,26	6,17	61,14
30	Oparinskaya	9179	8,91	15,93	6,28	8,2	59,82
31	Orichevskaya	25165	8,9	14,89	4,46	7,93	62,67
32	Orlovskaya	11503	8,23	20,9	4,48	6,31	59,15
33	ZATO Pervomaiskiy	4221	11,53	7,58	2,88	6,15	70,73
34	Pizhanskaya	8912	7,16	20,86	7,72	5,4	58,34
35	Podosinovetskaya	14088	8,44	18,8	5,21	6,22	60,49
36	Sanchurskaya	8714	7,68	17,42	5,55	6,12	62,44
37	Svechinskaya	7135	8,27	18,63	7,88	7,88	56,28
38	Slobodskaya	25507	8,99	17	4,55	7,46	60,87
39	Slobodskaya gorodskaya	29154	10,87	18,98	4,67	8,85	55,55
40	Sovetskaya	22775	6,85	18,09	4,55	7,31	62,22
41	Sunskaya	6107	9,72	17,69	5,94	5,94	59,91
42	Tuzhinskaya	6637	7,88	19,68	6,82	6,43	58,04
43	Uninskaya	7951	7,38	19,66	5,36	5,46	61,2
44	Urzhumskaya	21452	8,06	22,1	5,25	5,42	58,34
45	Falenskaya	10251	7,29	22,37	4,94	6,1	58,53
46	Shabalinskaya	9452	8,11	16,86	5,33	6,43	62,68
47	Jurjanskaya	16373	8,85	15,71	4,36	7,31	62,54
48	Yaranskaya	24490	10,19	24,69	6,58	6,09	51,51
Total		1125794	7,9	18,54	5,22	9,27	57,93
Kostroma Region							
1	Antropovskaya	6228	8,85	28,58	4,77	4,99	52,31
2	Buiskaya	9632	8,44	22,33	4,42	5,21	59,02
3	Buiskaya gorodskaya	20685	8,47	24,45	6,04	6,81	53,3
4	Volgorechenskaya gorodskaya	15158	7,99	23,22	5,12	7,99	54,47
5	Vokhomsкая	9464	10,21	29,22	4,85	4,63	50,4
6	Galichskaya	7756	8,07	22,97	3,15	4,63	60,76
7	Galichskaya gorodskaya	14375	6,8	23,81	3,83	6,06	58,55
8	Kadyyskaya	7384	6,97	21,52	4,11	4,15	62,46
9	Kologrivsky	5930	7,37	29,33	4,19	5,98	52,26
10	Kostromskaya	34291	8,9	24,33	4,42	7,79	53,74
11	Kostromskaya gorodskaya	229050	7,83	26,28	4,72	9,99	50,21
12	Krasnoselskaya	16272	9,21	22,2	4,21	6,65	56,62
13	Makarevskaya	14157	6,25	31,78	4	4,28	53,09
14	Manturovskaya	4217	6,37	29,77	3,56	3,34	56,13
15	Manturovskaya gorodskaya	14975	6,23	32,16	4,06	4,3	52,58
16	Mezhevskaya	4088	8,24	32,51	5,15	6,1	47,45
17	Neyskaya	12840	8,2	27,22	4,36	6,92	52,45
18	Nerekhtskaya	30900	8,04	26,61	5,22	5,7	53,56
19	Oktyabrskaya	4254	7,86	23,21	5,6	6,65	55,8

1	2	3	4	5	6	7	8
20	Ostrovskaya	10068	7,77	22,94	4,01	4,68	59,99
21	Pavinskaya	4332	10,27	28,8	4,58	3,92	52,13
22	Parfenevskaya	5506	9,12	23,31	5,42	5,77	55,42
23	Ponazyrevskaya	6148	9,85	27,08	3,93	6,15	51,74
24	Pyschugskaya	4314	8,61	25,18	4,11	7,29	54,07
25	Soligalichskaya	8751	10,55	22,21	5,34	6,7	54,17
26	Sudislavskaya	11788	8,81	26,64	4,45	5,79	53,74
27	Susaninskaya	6749	8,73	25,3	4,15	4,88	56,33
28	Chuhlomsкая	9540	7,8	28,38	3,27	5,4	54,27
29	Sharyinskaya	8451	9,04	20,01	3,97	4,69	61,54
30	Sharyinskaya gorodskaya	30169	8,21	29,04	4,96	7,33	49,51
Total		567472	8,09	26,02	4,62	7,61	52,78
Kurgan Region							
1	Almenevskaya	9488	3,75	20,34	2,49	3,2	69,36
2	Belozerskaya	13840	9,2	17,25	2,86	4,22	65,62
3	Vargashinskaya	16398	10,77	16,94	3,96	3,52	63,87
4	Dalmatovskaya	24679	8	17,1	3,97	4,39	65,29
5	Zverinogolovskaya	8013	7,75	18,95	2,67	4,1	65,53
6	Kargapolskaya	24181	8,45	15,1	3,97	3,72	67,97
7	Katayskaya	20164	7,03	14,46	4,36	5,09	68,26
8	Ketovskaya	41360	10,56	15,16	3,42	5,64	64,23
9	Kurgan, Vostochnaya	139142	9,17	19,8	5,14	8,55	56,4
10	Kurgan, Zapadnaya	140590	9,88	19,42	5,13	8,46	56,19
11	Kurtamyshskaya	26460	8,23	19,23	2,99	3,21	65,65
12	Lebyazhievskaya	13939	9,46	15,79	2,59	3,94	67,42
13	Makushinskaya	15495	8,26	14,48	2,54	3,44	70,61
14	Mishkinskaya	15269	7,88	18,28	3,35	3,89	65,77
15	Mokrousovskaya	9931	9,21	12,69	3,5	4,32	69,65
16	Petuhovskaya	17803	8,17	13,62	3,1	4,48	69,98
17	Polovinskaya	10900	8,3	16,71	2,74	2,83	68,79
18	Pritobolnaya	12754	9,16	22,21	3,41	3,52	60,65
19	Safakulevskaya	10819	2,08	19,94	2,3	2,74	71,8
20	Tselinnaya	14891	8,07	24,94	3,29	3,24	59,59
21	Chastoozerskaya	4838	5,87	13,58	2,42	3,43	74,16
22	Shadrinskaya	23848	7,16	12,39	2,64	3,61	73,6
23	Shadrinskaya gorodskaya	60248	7,41	14,25	4,84	6,78	65,73
24	Shatrovskaya	15594	8,31	18,42	2,99	2,85	66,54
25	Shumikhinskaya	24492	6,75	15,82	2,94	4,59	69,01
26	Shchuchanskaya	19487	7,61	14,99	3,36	4,37	68,6
27	Yurgamyshskaya	17280	9,51	14,72	3,12	3,8	68,04
Total		751903	8,57	17,4	4	5,75	63,39
Kursk Region							
1	Belovskaya	15803	6,96	20,24	2,32	4,17	65,4
2	Bolshesoldatskaya	10086	6,81	17,04	3,52	3,92	67,64
3	Glushkovskaya	19418	9,31	25,01	3,1	5,37	56,3
4	Gorshechenskaya	14480	6,44	20,84	2,29	3,28	66,36
5	Dmitrievskaya	14280	6,81	21,51	2,36	3,08	65,28
6	Zheleznogorskaya gorodskaya	81911	10,18	21,77	4,37	6,63	55,89
7	Zolotukhinskaya	17762	6,77	14,33	2,82	4,61	70,43
8	Kastorenskaya	16515	8,7	20,62	3,14	2,92	63,5

1	2	3	4	5	6	7	8
9	Konyshevskaya	9220	7,75	18,35	2,37	3,5	67,21
10	Korenevskaya	14924	10,12	18,26	3,1	4,88	62,52
11	Kursk, Zheleznodorozhnaya	56740	8,68	21,96	5,69	8,3	54,31
12	Kursk, Seymskaya	122754	8,8	21,67	4,39	7,01	56,99
13	Kursk, Tsentralnaya	172984	7,98	21,62	4,87	10,18	54,25
14	Kurskaya	43663	8,02	16,1	3,42	5,24	66,3
15	Kurchatovskaya	13975	7,91	21,01	2,99	4,22	62,78
16	Lgovskaya	12614	7,33	17,02	2,6	2,83	69,21
17	Manturovskaya	10842	6,43	21,29	2,12	2,66	66,46
18	Medvenskaya	14072	7,69	18,05	3,45	5,26	64,75
19	Oboyanskaya	26533	6,76	18,45	3,63	4,64	65,61
20	Oktyabrskaya	18536	8,15	16,51	2,52	3,93	67,96
21	Ponyrovskaya	9020	7,15	12,99	3,23	4,9	70,74
22	Pristenskaya	14207	7,36	16,47	2,77	3,64	68,67
23	Rylskaya	29104	9,11	18,84	3,57	5,34	62
24	Sovetskaya	16686	6,98	19,53	2,5	2,95	67,18
25	Solntsevskaya	13033	6,69	17,28	2,47	2,89	69,82
26	Sudzhanskaya	23338	7,9	20,35	3,47	5,65	61,49
27	Timskaya	10034	6,82	24,68	2,88	3,77	60,82
28	Fatezhskaya	14921	8,79	17,88	2,72	4,55	64,98
29	Khomutovskaya	9974	8,2	21,15	4,14	5,08	60,51
30	Cheremisinovskaya	8661	10,01	21,34	2,93	3,95	60,78
31	Schigrovskaya	9770	7,94	18,56	2,93	3,91	65,71
32	Zheleznogorskaya	14084	8,98	20,11	2,91	4,06	62,9
33	Kurchatovskaya gorodskaya	36204	7,85	18,65	3,74	8,75	59,85
34	Lgovskaya gorodskaya	16308	8,32	20,19	4,22	5,65	60,64
35	Schigrovskaya gorodskaya	15309	6,86	26,05	3,54	4,7	57,87
Total		947765	8,2	20,24	3,81	6,26	60,45
Leningrad Region							
1	Boksitogorskaya	41822	6,17	13,07	5,42	5,41	68,98
2	Volosovskaya	31623	6,71	12,18	4,4	7,04	68,77
3	Volkhovskaya	66196	7,43	13,75	5,81	8,24	63,54
4	Vsevolozhskaya	191805	5,95	13,36	4,97	11,9	62,41
5	Viborgskaya	155067	6,56	12,62	5,85	11,26	62,32
6	Gatchinskaya	164216	6,61	15,57	6,31	11,79	58,48
7	Kingiseppskaya	67157	6,98	13,61	6,87	9,4	61,93
8	Kirishskaya	50802	7,36	16,28	6,22	8,68	59,97
9	Kirovskaya	75414	7,04	13,64	6,92	10,52	60,58
10	Lodeynopolskaya	22768	6,93	13,76	6,5	8,68	63,05
11	Lomonosovskaya	54170	6,46	11,47	4,57	8,62	66,06
12	Luzhskaya	59830	7,01	17,63	5,03	8,49	60,83
13	Podporozhskaya	24544	6,87	13,62	6,53	8,28	63,45
14	Priozerskaya	45608	7,62	13,6	5,39	10,04	62
15	Slantsevskaya	34642	8,68	16,76	6,14	7,61	59,58
16	Sosnovoborskaya gorodskaya	54483	5,45	16,05	6,42	12,47	58,28
17	Tikhvinskaya	57658	6,94	15,65	6,48	6,56	63,6
18	Tosnenskaya	84142	7,87	14,13	6,25	9,93	60,57
Total		1281947	6,77	14,18	5,86	9,98	61,9
Lipetsk Region							
1	Volovskaya	12141	5,63	21,87	2,59	3,04	65,85

1	2	3	4	5	6	7	8
2	Griazinskaya	59986	6,62	14,58	3,04	3,78	71,15
3	Dankovskaya	30609	8,03	21,56	3,7	4,78	60,53
4	Dobrinskaya	29811	5,94	17,35	2,43	2,74	70,4
5	Dobrovskaya	20065	6,54	15,97	2,78	3,64	69,98
6	Dolgorukovskaya	15471	6,74	22,19	2,65	3,02	64,6
7	Eletskaya	23015	6,45	15,4	2,4	2,96	71,76
8	Eletskaya gorodskaya	88971	7,38	23,51	4,43	5,87	57,27
9	Zadonskaya	27795	6,38	20,06	2,82	3,36	66,04
10	Izmalkovskaya	13671	7,48	24,75	2,97	3,88	59,8
11	Krasninskaya	11475	7,51	22,18	2,87	3,15	63,28
12	Lebedyanskaya	35885	7,7	24,83	3,96	4,73	57,61
13	Lev Tolstovskaya	13189	7,35	15,71	3,25	3,52	69,24
14	Lipetsk, Levoberezhnaya	41344	9,58	20,45	5,09	6,45	56,95
15	Lipetsk, Oktyabrskaya	172524	7,94	23,65	5,16	8,03	53,95
16	Lipetsk, Pravoberezhnaya	67002	7,13	23,27	4,95	7,89	55,42
17	Lipetsk, Sovetskaya	135883	7,4	24,23	5,04	8,48	53,43
18	Lipetskaya	41063	7,59	19,38	3,67	4,77	63,33
19	Stanovlyanskaya	15218	7,13	20,1	3,6	2,98	64,96
20	Terbunskaya	18000	6,56	19,74	2,47	2,47	67,98
21	Usmanskaya	38788	5,08	16,69	2,4	2,98	71,75
22	Khlevenskaya	16855	3,78	20,52	1,33	2,02	71,13
23	Chaplyginskaya	25934	5,91	18,32	3,32	3,52	67,78
Total		954695	7,13	21,13	3,95	5,55	61
Magadan Region							
1	Magadanskaya gorodskaya	76681	8,79	22,1	3,91	11,26	52,91
2	Olskaya	6107	11,04	15,32	3,61	6,51	62,6
3	Omsukchanskaya	4504	13,05	16,14	3,82	8,72	56,79
4	Severo-Evenskaya	2146	5,03	12,07	2	4,85	75,44
5	Srednekanskaya	2576	10,72	16,81	3,73	7,65	59,64
6	Susumanskaya	6134	9,35	14,39	3,28	8,21	63,18
7	Tenkinskaya	3999	12,68	18,39	4,17	7,81	55,51
8	Khasynskaya	6139	8,04	19,79	3,22	5,57	62,13
9	Yagodinskaya	7769	9,35	16,05	3,94	7,34	62,07
10	Armanskaya	2129	7,91	18,43	1,96	5,73	65,31
Total		118184	9,18	20,01	3,74	9,71	56,25
Moscow Region							
1	Balashihinskaya	179872	6,48	17,14	3,65	11,55	59,45
2	Bronnitskaya gorodskaya	16192	6,52	22,15	4,07	10,45	55,27
3	Vlasiinskaya poselkovaya	18493	6,65	19,5	4,32	15,45	52,57
4	Volokolamskaya	41542	9,37	20,39	3,93	8,42	55,72
5	Voskresenskaya	128447	8,1	22,63	5,29	8,66	53,26
6	Voskhodnenskaya poselkovaya	1609	8,86	12,71	4,03	9,04	64,28
7	Dzerzhinskaya gorodskaya	36881	7,84	18,6	4,93	14,8	51,93
8	Dmitrovskaya	123400	5,58	16,15	3,41	6,92	66,52
9	Dolgoprudnenskaya gorodskaya	72082	5,95	17,47	4,15	15,73	54,79
10	Domodedovskaya	114443	8,03	18,68	4,41	11,05	56,29
11	Dubnenskaya gorodskaya	56617	5,88	23,59	5,81	15,87	47,11
12	Egoryevskaya	81930	7,84	19,34	4,11	7,28	59,77
13	Zheleznodorozhnaya gorodskaya	108233	3,37	15,01	2,52	9,71	67,88
14	Zhukovskaya gorodskaya	82354	6,08	25,21	5,53	16,68	44,62

1	2	3	4	5	6	7	8
15	Zarayskaya	33695	7,22	23,36	3,48	5,39	59,04
16	Zvezdnyy gorodok poselkovaya	5609	5,81	27,37	5,19	17,7	42,33
17	Zvenigorodskaya gorodskaya	15969	6,01	19,84	3,57	11,47	57,3
18	Ivanteevskaya gorodskaya	45672	7,17	19,4	4,25	12,99	54,52
19	Istrinskaya	98916	6,39	19,64	3,89	10,98	57,44
20	Kashirskaya	59521	8,04	19,38	4,4	6,09	60,55
21	Klimovskaya gorodskaya	47605	7,09	21,8	5,02	11,65	52,04
22	Klinskaya	106511	7,34	19,44	3,99	7,77	60,16
23	Kolomenskaya	35044	7,29	19,65	4,43	7,38	59,84
24	Kolomenskaya gorodskaya	123527	6,75	22,12	5,72	10,19	53,57
25	Korolevskaya gorodskaya	141553	5,15	20,91	4,26	16,34	51,63
26	Kotelnikovskaya gorodskaya	20161	7,2	16,88	3,79	13,17	57,26
27	Krasnoarmeyskaya gorodskaya	21384	6,77	23,57	4,33	13,33	49,79
28	Krasnogorskaya	146990	6,1	20,21	4,75	17,13	50,16
29	Krasnoznamenskaya gorodskaya	31184	4,97	17,55	3,13	14,31	58,54
30	Leninskaya	139920	6,83	16,96	3,8	13,16	57,31
31	Lobnenskaya gorodskaya	56968	6,88	17,36	4,52	13,15	56,25
32	Losino-Petrovskaya gorodskaya	16472	10,22	21,94	4,11	10,13	51,15
33	Lotoshinskaya	14865	7,37	22,09	3,75	6,46	58,75
34	Lukhovitskaya	51232	7,78	23,64	4,64	7,37	54,87
35	Lytkarinskaya gorodskaya	41240	5,99	15,91	4,38	9,91	61,47
36	Lyuberetskaya	218101	5,73	16,05	3,73	10,05	62,98
37	Mozhayskaya	55256	7,57	22,62	4,07	7,71	56,33
38	Molodezhnaya poselkovaya	2303	8,07	22,14	3,39	10,35	54,49
39	Mytischinskaya	172112	6,18	19,7	4,4	15,97	52,05
40	Naro-Fominskaya	158278	7,74	18,34	3,77	10,4	57,93
41	Noginskaya	175080	7,3	18,78	4,43	8,61	58,65
42	Odintsovskaya	242272	6,79	19,54	4,47	14,26	52,95
43	Ozerskaya	30522	7,56	24,18	4,22	6,92	55,54
44	Orekhovo-Zuyevskaya gorodskaya	99900	7,61	21	4,2	9,07	56,2
45	Orekhovo -Zuyevskaya	96526	8,2	21,01	4,2	7,13	57,58
46	Pavlovo-Posadskaya	67774	7,39	19,44	4,18	8,28	58,78
47	Podolskaya gorodskaya	166009	5,52	15,88	3,45	9,02	64,59
48	Podolskaya	69428	7,91	17,78	4,16	10,13	57,99
49	Protvinskaya gorodskaya	31037	5,68	26,27	4,72	14,52	47,16
50	Pushkinskaya	139201	6,91	18,94	4,46	13,02	54,92
51	Puschinskaya gorodskaya	17148	6,35	26,13	5,28	14,14	46,18
52	Ramenskaya	171713	7,02	19,79	5,03	11,1	55,3
53	Reutovskaya gorodskaya	70020	5,01	17,53	3,56	11,7	60,75
54	Roshalskaya gorodskaya	17313	8,08	18,5	3,82	7,64	60,67
55	Ruzskaya	56812	7,64	20,6	4,16	8,89	57,25
56	Sergievo-Posadskaya	205661	6,26	21,75	4,31	11,44	54,37
57	Sergievo -Prudskaya	19785	5,13	19,04	2,44	4,01	68,05
58	Serpukhovskaya gorodskaya	107698	7,29	23,79	4,53	9,3	53,46
59	Serpukhovskaya	33673	7,43	21,66	4,05	8,89	56,39
60	Solnechnogorskaya	118059	6,75	18,12	3,72	10,23	59,26
61	Stupinskaya	91216	7,33	18,13	4,68	7,6	60,83
62	Taldomskaya	38704	7,87	22,13	5,16	9,18	54,06
63	Troitskaya gorodskaya	32356	5,2	19,91	4,33	19,72	48,75
64	Friyazinskaya gorodskaya	45961	5,78	22,86	4,62	14,05	51,04

1	2	3	4	5	6	7	8
65	Khimkinskaya gorodskaya	159565	4,64	12,26	3,61	10,36	67,64
66	Chernogolovskaya gorodskaya	18530	5,17	25,85	4,97	20,11	41,88
67	Chekhovskaya	99853	7,31	17,42	3,55	9,15	61
68	Shaturskaya	56250	6,86	21,43	3,63	6,22	60,62
69	Shahovskaya	19806	10,3	17,74	5	8,53	57,12
70	Shchelkovskaya	165075	7,34	23,04	4,45	13,4	50,04
71	Sherbinskaya gorodskaya	26613	6,79	19,32	4,3	13,06	54,38
72	Electrogorskaya gorodskaya	18347	8,46	25,7	4,61	7,97	51,04
73	Elektrostalskaya gorodskaya	121974	7,42	19,41	5,08	11,83	54,44
74	Yubileynaya gorodskaya	27431	5,12	25,37	4,95	19,3	43,53
Total		5779495	6,66	19,36	4,23	11,18	56,85
Murmansk Region							
1	Apatitskaya	53167	8,88	14,32	5,27	10,92	59,48
2	Vidyaevskaya	3754	7,61	11,24	2,97	6,33	70,8
3	Zaozerskaya	8002	8,55	10,44	2,7	7,14	69,97
4	Kandalakshskaya	43164	7,4	20,41	6,07	8,92	56,01
5	Kirovskaya	28155	7,81	14,68	6,43	10,13	59,65
6	Kovdorskaya	18687	8,16	16,35	4,51	9,79	59,65
7	Kolskaya	34992	9,13	15,96	5,06	9,09	59,31
8	Lovozerskaya	8862	7,92	20,32	6,12	7,57	56,96
9	Monchegorskaya	41542	9,4	14,96	5,64	7,64	61
10	Murmanskaya	264393	7,2	16,75	5,16	10,96	58,96
11	Olenegorskaya	24678	7,66	16,28	4,72	7,58	62,62
12	Ostrovnskaya	1537	5,8	9,66	3,36	6,1	74,06
13	Pechengskaya	32777	9,82	11,83	4,35	6,49	66,05
14	Polyarnozorinskaya	14824	6,23	13,71	5,23	8,47	65,08
15	Severomorskaya	56194	9,6	17,2	3,93	9,68	58,35
16	Aleksandrovskaya	33655	9,04	13,58	4,16	8	63,81
17	Terskaya	5603	6,89	20,45	7,62	9,2	54,79
Total		673986	8,09	16	5,05	9,65	60,05
Nizhni Novgorod Region							
1	Ardatovskaya	22010	5,76	25,26	2,89	3,23	61,99
2	Arzamasskaya	34424	6,47	23,5	2,57	3,09	63,38
3	Arzamasskaya gorodskaya	88164	4,17	18,28	2,1	4,22	70,39
4	Balakhninskaya	66750	5,57	18,14	3,02	5,28	67,1
5	Bogorodskaya	54345	5,94	15,06	2,91	4,46	70,87
6	Bolsheboldinskaya	9415	5,59	15,28	1,98	2,18	74,57
7	Bolshemurashkinskaya	9749	6,49	17,49	3,44	3,33	68,74
8	Borskaya	99477	5,61	15,2	2,6	4,79	70,93
9	Buturlinskaya	11879	5,77	22,03	2,27	3,02	66,04
10	Vadskaya	11337	5,81	20,93	2,3	3,52	66,8
11	Varnavinskaya	8717	5,2	13,24	2,27	2,61	76,07
12	Vachskaya	16471	4,42	16,32	2,72	3,03	72,94
13	Vetluzhskaya	12844	4,96	15	2,62	3,97	72,91
14	Voznesenskaya	13929	5,04	20,89	1,78	2,15	69,45
15	Volodarskaya	47467	8,18	16,95	3,46	6,43	63,8
16	Vorotynskaya	14312	6,1	25,78	2,98	4,06	60,25
17	Voskresenskaya	16766	6,52	23,37	3,02	4,18	62,28
18	Vyksunskaya	70741	6,24	18,57	3,34	5,86	64,98
19	Gaginskaya	10689	3,71	20,84	1,69	2,04	71,39

1	2	3	4	5	6	7	8
20	Gorodetskaya	76149	8,23	22,65	3,92	6,39	57,74
21	Dalnekostyantynivskaya	17387	6,3	19,75	2,83	3,69	66,6
22	Dzerzhinskaya, Kalininskaya	99814	7,65	22,17	4,42	9,3	55,24
23	Dzerzhinskaya, Sverdlovskaya	105855	8,03	22,32	4,53	9,74	54,18
24	Diveevskaya	13416	5,09	20,34	2,47	3,16	67,8
25	Knyagininskaya	10095	4,32	14,28	4,33	2,64	73,97
26	Koverninskaya	16041	6,47	15,32	2,61	3,49	71,59
27	Krasnobakovskaya	15785	7,07	18,13	2,87	4,43	66,9
28	Krasnooktyabrskaya	9722	3,61	35,06	1,69	2,17	56,35
29	Kstovskaya	91349	7,69	24,51	4,03	6,56	55,96
30	Kulebaskaya	42964	6,09	18,41	2,98	3,23	68,61
31	Lukoyanovskaya	22906	2,6	11,1	1,55	1,69	82,72
32	Lyskovskaya	33010	5,86	26,83	3,06	4,17	59,29
33	Navashinskaya	20255	5,54	18,64	3,69	3,86	67,59
34	Nizhni Novgorod, Avtozavodskaya severnaya	126359	5,95	16,81	3,46	7,67	65,19
35	Nizhni Novgorod, Avtozavodskaya Yuzhnaya	127068	6,09	16,1	3,53	6,65	66,76
36	Nizhni Novgorod, Kanavinskaya	146791	5,86	18,15	3,39	8,93	62,62
37	Nizhni Novgorod, Leninskaya	120070	6,44	22,48	4,32	9,42	56,38
38	Nizhni Novgorod, Moskovskaya	106584	5,92	22,5	3,89	8,85	57,9
39	Nizhni Novgorod, Nizhegorodskaya	124642	4,22	17,65	3,74	13,8	59,49
40	Nizhni Novgorod, Priokskaya	87635	5,41	20,12	3,96	10,55	58,78
41	Nizhni Novgorod, Sovetskaya	130018	5,57	19,6	4,86	13,09	55,41
42	Nizhni Novgorod, Sormovskaya	142415	6,24	20,77	3,75	8,65	59,77
43	Pavlovskaya	83742	5,67	18,1	3,52	4,74	67,01
44	Pervomayskaya	16881	5,02	18,86	3,28	2,19	69,9
45	Perevozskaya	13107	5,81	19,3	2,54	3,81	67,85
46	Pilninskaya	17623	5,49	25,77	2,38	2,91	62,66
47	Pochinkovskaya	24022	3,38	7,48	1,85	1,67	85,33
48	Sarovskaya gorodskaya	76986	6,17	18,85	3,89	7,53	62,51
49	Semyonovskaya	38323	6,14	15,48	3,13	4,28	70,36
50	Sergachskaya	26157	4,99	23,93	2,33	2,11	65,71
51	Sechenovskaya	12773	4,94	20,64	1,77	1,92	70,08
52	Sokolskaya	11259	4,93	8,63	2,38	2,5	80,97
53	Sosnovskaya	15945	5,36	15,67	2,46	2,68	73,14
54	Spasskaya	9486	4,66	13,39	3,01	2,27	75,74
55	Tonkinskaya	6631	6,12	16,75	1,91	3,27	71,67
56	Tonshaevskaya	11226	6,2	12,67	3,9	4,9	71,51
57	Urenskaya	23132	7,59	19,42	2,65	3,52	66,15
58	Tchkalovskaya	19981	7,5	21,26	4,09	5,48	60,46
59	Sharangskaya	9926	3,44	4,5	1,34	2,07	88,14
60	Shatkovskaya	21270	5,59	22,68	2,18	2,97	65,65
61	Shahunskaya	33480	8,97	18,58	4,06	6,04	61,65
Total		2777766	5,96	19,05	3,4	6,75	63,9

1	2	3	4	5	6	7	8
Novgorod Region							
1	Batetskaya	4975	8,22	12,53	7,21	7,08	63,63
2	Borovichskaya	58641	8,11	17,83	7,3	7,56	58,2
3	Valdaiskaya	21953	7,39	13,7	7,5	9,65	60,43
4	Volotovskaya	4104	7,51	15,5	4,89	6,52	64,71
5	Demyanskaya	11830	6,49	17,58	6,69	6,64	61,93
6	Krestetskaya	11268	8,18	13,5	6,05	6,93	64,38
7	Lyubytinskaya	8303	7,89	14,07	6,93	7,59	62,71
8	Malovisherskaya	15207	8,6	12,96	7,66	7,03	62,28
9	Marevskaya	3834	7,45	15,7	7,26	8,68	59,85
10	Moshenskaya	5810	6,85	14,12	5,23	5,46	67,46
11	Velikiy Novgorod	184923	7,05	20,14	7,27	11,7	52,63
12	Novgorodskaya	45546	7,86	16,63	6,47	7,5	60,31
13	Okulovskaya	23078	7,53	16,62	9,47	6,3	58,79
14	Parfinskaya	11160	7,41	17,03	8,7	6,43	59,47
15	Pestovskaya	17185	8,17	16,14	6,52	7,91	60,38
16	Poddorskaya	3768	6,21	14,45	5,36	5,44	67,44
17	Soletskaya	12292	7,2	13,78	4,92	6,15	66,81
18	Starorusskaya	39249	6,01	19,95	8,39	5,65	58,89
19	Khvoininskaya	12116	7,43	16,85	6,03	5,81	62,83
20	Kholmskaya	5201	11,2	15,95	6,35	7,23	58,45
21	Chudovskaya	19007	7,31	17,18	6,11	7,54	60,29
22	Shimskaya	9111	8,65	12,49	4,98	6,76	66,15
Total		528561	7,41	17,7	7,12	8,72	57,91
Novosibirsk Region							
1	Baganskaya	12893	8,34	16,13	2,41	3,81	68,68
2	Barabinskaya	36588	10,7	20,79	3,06	5,21	59,19
3	Berdskaya	78969	6,99	25,49	3,17	10,36	52,86
4	Bolotninskaya	23343	8,48	18,17	2,25	4,35	65,47
5	Vengerovskaya	16091	9,17	22,47	2,9	3,67	61,02
6	Dovolenskaya	15382	9,5	25,19	2,26	3,1	59,09
7	Zdvinskaya	13158	9,29	20,76	3,25	4,47	61,6
8	Iskitimskaya	50748	8,84	19,76	2,6	5,04	62,34
9	Iskitimskaya gorodskaya	49010	7,7	23,62	2,95	6,71	57,64
10	Karasukskaya	33601	8,42	24,57	2,98	4,94	58,03
11	Kargatskaya	16432	9,05	17,68	2,84	4,25	65,09
12	Kolyvanovskaya	19826	9,9	21,53	1,67	3,63	62,07
13	Kochenevskaya	35698	8,85	19,71	1,95	4,69	63,57
14	Kochkovskaya	12284	9,11	22,76	2,56	5,6	58,67
15	Krasnozerskaya	28225	8,33	20,67	2,62	3,9	63,47
16	Kuibyshevskaya	48577	8,77	23,71	3,23	6,19	57,06
17	Kupinskaya	25289	7,88	17,28	2,74	4,09	66,83
18	Kyshtovkaya	10360	9,7	22,68	3,39	4,57	58,73
19	Maslyaninskaya	21060	9,05	14,05	2,68	5,46	67,89
20	Moshkovskaya	31726	7,96	18,17	2,23	5,27	65,11
21	Novosibirsk, Dzerzhinskaya	123212	7,34	25,28	2,95	10,29	52,94
22	Novosibirsk, Zheleznodorozhnaya	48881	5,48	24,41	3,61	16,48	47,53
23	Novosibirsk, Zaeltskovskaya	114660	6,93	23,45	3,32	13,33	51,69
24	Novosibirsk, Kalininskaya	145482	7,7	23,93	3,13	10,31	53,65

1	2	3	4	5	6	7	8
25	Novosibirsk, Kirovskaya	138219	7,47	24,67	3,33	9,78	53,46
26	Novosibirsk, Leninskaya	223004	7,3	23,63	3,33	11,17	53,55
27	Novosibirsk, Oktyabrskaya	159993	7,29	22,47	3,09	12,05	53,87
28	Novosibirsk, Pervomayskaya	57601	8,24	25,84	2,75	7,65	54,16
29	Novosibirsk, Sovetskaya	106307	5,2	25,82	3,67	15,81	48,18
30	Novosibirsk, Tsentralnaya	57495	5,95	23,19	3,37	16,99	49,17
31	Novosibirskaya	90722	8,4	22,11	2,36	8,09	57,75
32	Obskaya gorodskaya	21267	8,78	21,09	2,93	8,21	57,65
33	Ordynskaya	31323	9,27	13,99	2,99	6,11	66,71
34	Severnaya	8581	8,2	25,4	3,19	5,35	56,34
35	Suzunskaya	26508	8,29	16,05	2,64	5,05	67
36	Tatarskaya	32427	7,78	18,29	3,24	3,91	65,74
37	Toguchinskaya	46280	9,06	18,03	2,98	5,2	63,43
38	Ubinskaya	13381	9	20,88	2,77	5,3	61,11
39	Ust-Tarskaya	9869	8,36	16,9	3,66	4,44	65,8
40	Chanovskaya	20096	8,75	18,76	2,75	3,96	64,85
41	Cherepanovskaya	39469	8,12	18,01	2,54	4,51	65,61
42	Chistoozernoe	14970	8,67	25,34	2,81	4,57	57,56
43	Chulymskaya	19914	8,86	17,75	2,81	4,09	65,73
44	workers settlement Koltsovo	10392	5,69	22,5	3,14	15,38	52,05
Total		2139313	7,7	22,53	3,03	9,18	56,34
Omsk Region							
1	Azovskaya	16274	6,38	19,89	2,44	4,31	65,92
2	Bolsherechenskaya	24084	6,55	28,37	2,12	3,19	58,77
3	Bolsheukovskaya	6920	6,95	23,89	3,09	3,4	60,55
4	Gorkovskaya	16811	8,26	21,59	2,37	3,69	63,09
5	Znamenskaya	10031	6,61	27,03	2,29	4,09	59,13
6	Isilkulskaya	32840	6,56	17,02	2,56	3,91	68,82
7	Kalachinskaya	36285	7,72	20,02	2,98	3,67	64,74
8	Kolosovskaya	10593	7,8	29,94	2,53	3,54	55,36
9	Kormilovskaya	19761	8,66	18,8	2,81	3,99	64,55
10	Krutinskaya	12515	7,75	22,57	2,1	2,9	63,61
11	Lyubinskaya	30776	8,18	17,07	2,66	3,73	67,23
12	Maryanovskaya	19843	8,16	19,95	2,61	3,54	64,55
13	Moskalenskaya	22430	7,85	15,56	2,35	5,16	67,96
14	Muromtsevskaya	18228	7,71	27,34	3,13	3,37	57,29
15	Nazyvaevskaya	20018	8,71	19,76	2,42	4,03	64,22
16	Nizhneomskaya	13736	9,89	22,79	2,82	3,76	59,82
17	Novovarshevskaya	18472	6,54	22,33	2,58	3,37	64,06
18	Odesskaya	12194	8,81	20,2	2,91	4,22	62,78
19	Okoneshnikovskaya	10654	7,89	21,68	2,53	3,51	63,12
20	Omskaya	77391	8,9	22,44	3,7	6,04	57,55
21	Pavlogradskaya	15504	5,69	18,95	2,09	2,95	69,38
22	Poltavskaya	17117	8,79	17,54	2,32	3,72	66,76
23	Russko-Polyanskaya	16386	7,3	17,67	3,53	2,97	67,19
24	Sargatskaya	14885	8,07	23,6	2,41	3,47	60,98
25	Sedel'nikovskaya	8688	10,11	19,5	2,45	4,22	62,93
26	Tavricheskaya	27671	7,61	21,56	2,61	3,57	63,28
27	Tarskaya	34993	9,03	24,07	3,25	5,12	57,18
28	Tevrizskaya	11559	8,04	17,89	3,29	4,14	65,6

1	2	3	4	5	6	7	8
29	Tyukalinskaya	20671	7,68	23,87	2,39	3,96	61,21
30	Ust- Ishimskaya	10206	8,66	20,65	2,74	3,84	63,26
31	Sherbakulskaya	17787	6,74	17,63	1,87	3,28	69,44
32	Cherlakskaya	22865	7,85	23,7	2,51	4	60,75
33	Omsk, Kirovskaya	197790	7,32	26,66	4,92	10,55	49,21
34	Omsk, Leninskaya	163233	7,94	25,16	5,09	8,59	51,75
35	Omsk, Oktyabrskaya	140733	7,48	27,52	5,42	9,66	48,53
36	Omsk, Sovetskaya	200073	7,85	25,6	5,24	10,15	49,69
37	Omsk, Tsentralnaya	231330	7,05	26,45	4,88	11,34	48,82
Total		1581347	7,68	24,01	4,03	7,44	55,55
Orenburg Region							
1	Abdulinskaya	27189	8,21	31,92	3,74	3,6	51,79
2	Adamovskaya	22285	5,33	23,52	2,74	3,14	64,31
3	Akbulakskaya	21312	6,68	23,67	2,4	2,72	63,63
4	Aleksandrovskaya	14638	5,66	27,82	3,61	3,6	58,63
5	Asekeevskaya	17966	4,39	21,85	2,58	2,31	68,29
6	Belyaevskaya	15132	7,48	23,71	3,07	3,94	61,17
7	Buguruslanskaya	17372	8,23	28,69	2,99	2,45	56,8
8	Buguruslanskaya gorodskaya	40734	7,88	34,37	3,71	4,83	48,22
9	Buzulukskaya	27325	8,08	26,06	2,84	4,27	57,94
10	Buzulukskaya gorodskaya	64619	7,3	28,92	3,69	6,65	52,58
11	Gaiskaya	8610	6,38	21,35	3,27	3,35	65,07
12	Gaiskaya gorodskaya	32420	7,85	25,16	4,66	6,26	54,93
13	Grachevskaya	12152	8,44	25,41	3,9	3,27	58,21
14	Dombarovskaya	13941	3,67	23,86	2,98	3,16	65,43
15	Ilekkaya	21801	6,58	25,61	3,05	2,9	61,12
16	Kvarkenskaya	16366	6,73	21,46	3,88	3,49	63,49
17	Krasnogvardeyskaya	18473	6,67	21,65	4,35	4,07	62,71
18	Kuvandikskaya	40041	6,45	28,51	3,6	4,26	56,19
19	Kurmanaevskaya	16447	6,78	26,84	3,16	3,49	59,1
20	Matveevskaya	10752	6,34	29,8	3,21	2,9	56,98
21	Mednogorskaya gorodskaya	24376	7,36	27,88	3,75	4,9	55,27
22	Novoorskaya	25489	6,98	25,64	4,54	5,03	56,75
23	Novosergievskaya	28311	7,73	26,76	3,17	3,15	58,46
24	Novotroitskaya gorodskaya	81986	8,05	21,86	4,75	6,44	57,61
25	Oktyabrskaya	18193	7,11	27,47	2,94	3,36	58,26
26	Orenburg, Dzerzhinskaya	127330	8,13	25,26	4,82	8,47	52,3
27	Orenburg, Leninskaya	145763	7,11	23,93	4,82	10,12	52,86
28	Orenburg, Promyshlennaya	90198	8,21	24,82	4,41	7,45	53,99
29	Orenburg, Tsentralnaya	80446	7,46	24,22	4,59	8,81	53,82
30	Orenburgskaya	58792	7,38	24,4	5,47	6,3	55,53
31	Orsk, Leninskaya	58584	7,57	20,88	5,02	7,07	58,23
32	Orsk, Oktyabrskaya	75669	7,49	20,91	4,8	6,9	58,71
33	Orsk, Sovetskaya	60981	7,66	21,15	4,12	5,85	59,85
34	Pervomayskaya	21875	7,47	25,45	2,75	4,11	59,41
35	Perevolotskaya	23141	7,06	24,2	4,92	3,74	59,2
36	Ponomarevskaya	12734	4,08	21,11	2,3	1,88	69,91
37	Sakmarskaya	22461	7,04	23,69	3,97	3,85	60,37
38	Saraktashskaya	33886	6,54	28,24	2,81	3,64	57,83
39	Svetlinskaya	11922	6,55	17,17	2,76	3,3	68,79

1	2	3	4	5	6	7	8
40	Severnaya	12703	5,14	19,2	3,85	2,53	68,22
41	Sol-Iletskaya	43350	6,9	27,02	3,04	3,67	58,25
42	Sorochinskaya	12352	7,61	31,38	3,09	3,37	53,72
43	Sorochinskaya gorodskaya	23572	9,71	28,61	4,19	5,94	50,52
44	Tashlinskaya	20412	7,88	30,25	2,9	2,45	55,61
45	Totskaya	26653	8,36	20,72	3,42	4,01	62,53
46	Tulganskaya	17878	5,88	30,34	3,34	3,52	56,19
47	Sharlykskaya	15781	5,79	26,4	4	2,19	60,88
48	Yasnenskaya	17625	7,2	21,42	4,09	4,72	61,46
49	ZATO Komarovskaya	6606	9,3	9,92	2,04	4,79	72,95
Total		1658644	7,33	24,92	4,05	5,8	56,89
Orel Region							
1	Bolhovskaya	15575	6,18	22,24	2,25	3,43	65,04
2	Verkhovskaya	15970	7,94	30,75	2,79	3,44	54,09
3	Glazunovskaya	11194	6,93	20,95	2,96	3,41	65,04
4	Dmitrovskaya	11115	7,25	30,78	3,17	3,37	54,12
5	Dolzhanskaya	9528	6,33	16,57	2,04	2,04	72,18
6	Zalegoschenskaya	12778	6,79	25,65	2,03	3,66	60,9
7	Znamenskaya	4431	4,85	25,22	2,32	2,28	64,39
8	Kolpnyanskaya	13104	6,73	17,82	2,08	3,22	69,51
9	Korsakovskaya	3808	5,83	26,22	2,41	3,24	61,65
10	Krasnozorenskaya	5941	7,62	25,29	2,75	4,32	59,32
11	Kromskaya	17048	8,8	25,59	3,6	4,73	56,16
12	Livenskaya	25272	6,96	26,61	1,98	3,46	60,02
13	Livenskaya gorodskaya	41002	6,43	34,62	2,63	4,65	50,62
14	Maloarkhangelskaya	10309	8,53	20,5	2,55	4,07	63,86
15	Mtsenskaya	15592	6,94	21,3	2,84	4,02	63,81
16	Mtsenskaya gorodskaya	37236	8,11	28,37	4,79	6,55	50,97
17	Novoderevenkovskaya	9660	9,19	28,38	2,68	3,65	55,04
18	Novosilskaya	7380	8,03	25,08	3,53	4,61	57,7
19	Orel, Zheleznodorozhnaya	55912	7,8	32,7	4,02	8,75	45,49
20	Orel, Zavodskaya	88701	7,55	33,18	3,99	8,68	45,4
21	Orel, Sovetskaya	70928	7,01	30,62	4,16	9,76	47,17
22	Orlovskaya	52318	8,58	30,81	3,17	6,21	49,78
23	Pokrovskaya	12668	7,57	30,82	3,11	3,63	53,96
24	Sverdlovskaya	13718	8,36	26,1	2,88	4,68	56,62
25	Soskovskaya	5579	6,32	26,39	2,53	3,36	59,27
26	Trosnyanskaya	8546	5,96	22,52	2,09	3,05	65,37
27	Uritskaya	14913	7,98	22,75	3,23	5,11	59,71
28	Khotynetskaya	8677	5,38	24,09	1,66	2,06	65,52
29	Shablykinskaya	6698	6,56	29,13	2,28	2,68	58,48
30	Orel, Severnaya	56000	8,14	34,29	4,16	8,11	44,13
Total		661601	7,45	29,09	3,35	6,14	52,84
Penza Region							
1	Penza, Zheleznodorozhnaya	88398	8,31	23,42	4,3	8,23	54,55
2	Penza, Leninskaya	76252	6,81	24,18	4,5	10	53,26
3	Penza, Oktyabrskaya	150759	7,8	24,56	4,5	8,15	53,85
4	Penza, Pervomayskaya	106574	7,42	24,43	4,22	8,42	54,37
5	Zarechenskaya gorodskaya	52968	7,18	20,6	3,71	7,96	59,38
6	Kuznetskaya gorodskaya	72126	7,93	22,31	3,52	4,74	60,31

1	2	3	4	5	6	7	8
7	Bashmakovskaya	18459	7,04	21,7	3,06	3,66	63,52
8	Bekovskaya	13827	5,65	14,39	2,57	2,7	73,22
9	Belinskaya	24240	4,41	12,69	2,13	2,4	77,15
10	Bessonovskaya	33578	7,67	16,15	2,6	4,58	66,79
11	Vadinskaya	7799	5,98	19,3	2,52	3,46	68,22
12	Gorodishchenskaya	39800	3,66	11,84	1,65	1,77	80,14
13	Zemetchinskaya	21642	5,75	21,88	2,27	2,45	66,76
14	Issinskaya	9528	3,06	14,13	1,45	1,44	78,88
15	Kamenskaya	48612	4,52	16,07	2,27	2,81	72,53
16	Kameshkirskaya	10439	4,85	18,05	1,84	2,28	71,16
17	Kolyshleyskaya	20387	6,13	21,95	2,59	3,19	65,44
18	Kuznetskaya	29784	6,15	21,64	2,25	2,88	66,24
19	Lopatinskaya	11860	3	8,14	1,52	1,51	84,43
20	Luninskaya	16714	5,42	15,94	2,29	2,83	72,78
21	Maloserdobinskaya	8350	5,02	25,98	2,13	2,41	63,53
22	Mokshinskaya	23108	6,86	19,59	2,96	4,37	65,34
23	Narovchatskaya	9978	4,9	14,46	1,56	2,16	76,36
24	Neverkinskaya	13213	0,72	9,83	0,34	0,35	88,53
25	Nizhnelomovskaya	33939	6,76	21,57	2,6	3,38	64,51
26	Nikolskaya	29162	6,85	15,76	2,92	3,27	69,06
27	Pachelmskaya	13573	5,34	16,15	2,21	3,36	71,97
28	Penzenskaya	43045	6,59	14,85	2,64	3,78	69,8
29	Serdobskaya	44069	5,63	18,09	3,17	3,72	67,72
30	Sosnovoborskaya	14319	3,35	11,88	1,75	1,54	80,86
31	Spasskaya	9924	5,62	19,07	2,65	3,64	68,14
32	Tamalinskaya	13585	6,16	15,51	2,34	2,57	71,46
33	Shemisheyskaya	13829	4,42	14,7	1,87	2,82	74,77
Total		1123840	6,39	19,7	3,16	5,21	64,27
Pskov Region							
1	Bezhanitskaya	11368	6,46	17,06	4,35	4,65	66,37
2	Velikolukskaya	17931	6,91	17,88	3,08	4,09	67,19
3	Velikolukskaya gorodskaya	86136	6,84	22,38	4,25	7,04	58,17
4	Gdovskaya	11037	7,72	21,47	4,96	7,25	57,79
5	Dedovichskaya	13071	7,28	21,47	5,19	5,72	59,64
6	Dnovskaya	11588	7,28	22,55	6,53	7,27	55,33
7	Krasnogorodskaya	6810	7,22	21,62	5,31	5,73	59,25
8	Kunyinskaya	8218	6,58	15,95	3,69	4,51	68,59
9	Loknyanskaya	8671	6,76	17,73	3,85	4,63	66,1
10	Nevelskaya	21969	6,12	22,67	4,56	5,89	60,06
11	Novorzhevskaya	8231	5,9	21,98	4,11	5,26	61,96
12	Novosokolnicheskaya	12911	7,54	19,03	4,11	4,69	63,91
13	Opochetskaya	16350	7,07	21,65	5,04	6,42	58,64
14	Ostrovskaya	25302	7,42	21,18	4,78	6,28	59,34
15	Palknskaya	7526	6	17,95	4,54	5,48	65
16	Pechorskaya	18065	6,68	18,63	5,56	7,4	60,25
17	Plyusskaya	7926	5,52	15,24	4,75	6,91	66,6
18	Porkhovskaya	20313	6,16	18,29	4,36	5,09	65,22
19	Pskovskaya	30538	7,03	17,26	3,67	6,23	64,86
20	Pskovskaya gorodskaya	173816	6,24	21,68	4,82	9,99	56,02
21	Pustoshkinskaya	8283	6,66	26,15	6,85	6,31	53,37

1	2	3	4	5	6	7	8
22	Pushkinogorskaya	8656	5,87	23,82	4,73	6,48	58,32
23	Pytalovskaya	10230	8,72	19,16	4,85	6,33	60,16
24	Sebezhsкая	16621	8,54	21,82	4,3	7,74	56,57
25	Strug-Krasnenskaya	12593	7,17	14,17	3,79	5,85	67,85
26	Usvyatskaya	4338	5,49	18,01	3,47	2,97	68,68
Total		578498	6,71	20,64	4,57	7,3	59,69
Rostov Region							
1	Azovskaya gorodskaya	63897	5,72	22,2	4,78	6,45	59,95
2	Azovskaya	71833	3,73	10,93	1,99	2,61	79,57
3	Aksayskaya	76069	6,36	17,48	3,18	5,94	65,8
4	Bagaevskaya	27745	6,07	21,2	2,45	3,8	65,45
5	Bagaevskaya gorodskaya	87376	5,07	18,95	3,36	5,61	65,92
6	Belokalitvenskaya	86906	9,68	21,3	4,02	5,01	59,14
7	Bokovskaya	12039	5,71	14,73	3,07	2,69	73,26
8	Verhnedonskaya	16751	4,8	14,58	2,81	2,65	74,2
9	Veselovskaya	19362	6,64	24,03	2,66	4,53	61,21
10	Volgodonskaya gorodskaya	132964	6,89	18,12	5,29	3,65	65,28
11	Volgodonskaya	23767	5,9	17,42	2,61	3,94	69,26
12	Gukovskaya gorodskaya	53214	8,06	26,36	4,57	4,98	55,16
13	Donetskaya gorodskaya	39604	4,87	19,17	5,41	3,66	66,13
14	Dubovskaya	16942	5,72	18	2,8	3,28	69,53
15	Egorlykskaya	28879	6	19,33	2,33	3,1	68,42
16	Zavetinskaya	10785	5,51	23,31	2,4	3,73	64,27
17	Zverevskaya gorodskaya	19217	9,24	22,61	4,38	4,61	58,41
18	Zernogradskaya	51324	8,24	28,9	3,45	6,11	52,48
19	Zimovnikovskaya	26739	7,16	20,36	2,97	3,67	64,96
20	Kagalnitskaya	25445	7,56	23,27	3,17	4,87	60,38
21	Kamensk Shakhtinskaya gorodskaya	74366	7,99	21,8	5,02	5,96	58,46
22	Kamenskaya	39213	7,69	15,17	3,49	3,5	68,9
23	Kasharskaya	19678	6,19	20,35	1,84	2,03	68,85
24	Kostyantynivskaya	26408	6,68	16,94	3,09	4,59	67,85
25	Krasnosulinskaya	63219	7,54	22,47	3,44	4,36	61,22
26	Kuibyshevskaya	11842	7,57	27,12	3,14	5,01	56,36
27	Martynovskaya	29197	6,46	19,34	2,4	3,38	67,05
28	Matveyevo Kurganskaya	35367	8,14	21,73	2,85	4,48	61,91
29	Millerovskaya	55701	6,85	19,96	2,5	2,68	67,27
30	Milyutinskaya	12781	6,08	18,89	2,31	2,79	69,19
31	Morozovskaya	36014	4,4	10,78	1,88	2,3	79,91
32	Myasnikovskaya	32529	4,14	27,16	2,36	4,54	60,25
33	Neklinovskaya	67089	6,57	21,27	2,88	5,08	63,16
34	Novocherkasskaya gorodskaya	136450	7,82	25,63	5,28	9,17	50,85
35	Novoshakhtinskaya gorodskaya	78008	6,76	21,41	2,82	4,03	64,06
36	Oblivskaya	14715	7,42	22,47	3,34	5,05	60,88
37	Oktyabrskaya	55895	4,9	11,34	2,14	2,09	79,15
38	Orlovskaya	29630	4,07	17,99	2	2,75	72,15
39	Peschanokopskaya	26398	4,93	19,51	2,64	2,79	69,22
40	Proletarskaya	26080	7,63	25,55	2,45	4,35	59,05
41	Remontnenskaya	13720	4,55	19,14	2,71	2,73	70,44
42	Rodionovo-Nesvetaiskaya	18222	7,39	26,2	4,17	5,71	55,12

1	2	3	4	5	6	7	8
43	Rostov-on-Don, Voroshilovskaya	148672	4,81	18,58	3,93	9,26	62,28
44	Rostov-on-Don, Zheleznodorozhnaya	67131	6,21	20,48	3,87	10,94	57,05
45	Rostov-on-Don, Kirovskaya	51412	5,74	19,23	4,19	13,82	55,45
46	Rostov-on-Don, Leninskaya	54054	5,52	18,35	3,81	11,4	59,78
47	Rostov-on-Don, Oktyabrskaya	113752	6,02	20,87	4,04	10,95	56,87
48	Rostov-on-Don Pervomayskaya	134613	6,46	21,35	3,99	10,02	57
49	Rostov-on-Don Proletarskaya	94038	5,37	17,37	3,68	9,66	62,92
50	Rostov-on-Don Sovetskaya	129839	5,72	20,4	4,03	11,1	57,54
51	Salskaya	86374	5,34	16,76	2,17	3,27	71,75
52	Semikarakorskaya	43332	7,48	17,58	3,39	4,14	66,35
53	Sovetskaya	5134	3,21	13,98	2,53	2,25	77,47
54	Taganrogsкая gorodskaya	231128	6,53	25,43	4,97	10,82	51,06
55	Tarasovskaya	23694	9,51	20,75	3,57	4,98	60,28
56	Tatsinskaya	29707	5,58	23,19	3,13	3,99	62,39
57	Ust-Donetskaya	22492	5,22	16,55	2,89	3,37	70,17
58	Tselinskaya	27888	4,23	17,46	2,38	2,67	72,64
59	Tsimlyanskaya	29494	8,66	23	3,54	4,64	59,36
60	Chertkovskaya rayonnaya	28633	6,75	20,27	2,85	3,22	65,82
61	Shakhtinskaya gorodskaya	179086	5,33	15,25	3,48	4,31	70,65
62	Sholohovskaya	21820	8,51	25,36	3,25	3,81	58,26
Total		3315673	6,27	20,06	3,63	6,36	62,66
Ryazan Region							
1	Ermishinskaya	7457	5,94	22	4,25	3,85	63,27
2	Zakharovskaya	8500	8,54	15,39	3,14	4,19	67,79
3	Kadomskaya	7161	7,31	21,67	3,85	4,32	62,07
4	Kasimovskaya	25552	7,46	22,17	3,63	4,33	61,68
5	Kasimovskaya gorodskaya	29234	7,94	23,5	4,68	6,58	56,43
6	Klepikovskaya	21552	8,62	21,74	3,35	4,94	60,36
7	Korablinskaya	19184	6,46	20,13	4,42	4,16	63,89
8	Miloslavskaya	11132	6,72	20,16	2,54	3,79	66,03
9	Mikhaylovskaya	28545	8,01	17,62	4,07	4,79	64,32
10	Novoderevenskaya	8707	7,79	15,61	2,98	3,65	69,02
11	Pitelsinskaya	5034	7,18	23,54	3,09	4,94	60,49
12	Pronskaya	27784	7,61	21,23	4,09	5,21	60,72
13	Putyatinskaya	6709	9,97	15,99	2,93	4,04	66,15
14	Rybnovskaya	29750	7,04	15,49	3,32	5,46	67,82
15	Ryazhskaya	23788	7,48	16,02	3,59	5,12	66,48
16	Ryazanskaya	46424	7,62	18,94	3,11	5,64	63,5
17	Ryazan, Zheleznodorozhnaya	115286	8,11	23,96	4,58	9,46	52,68
18	Ryazan, Moskovskaya	143641	8,33	24,56	4,57	6,8	54,6
19	Ryazan, Oktyabrskaya	115263	8,43	24,43	5,06	7,74	53,27
20	Ryazan, Sovetskaya	63842	7,09	23,87	4,62	8,18	55,07
21	Sapozhkovskaya	9239	6,09	19,17	2,95	4,08	66,63
22	Saraevskaya	15988	7,08	19,5	3,61	3,17	66,07
23	Sacovskaya	15258	7,17	23,8	3,22	3,08	62,03
24	Sacovskaya gorodskaya	25528	5,35	14,85	2,88	3,13	72,84
25	Skopinskaya	22338	5,81	14,08	2,74	2,87	73,24

1	2	3	4	5	6	7	8
26	Skopinskaya gorodskaya	25144	6,81	19,71	3,52	4,19	64,62
27	Spasskaya	25143	6,93	21,1	4,11	5,47	61,65
28	Starozhilovskaya	13315	9,36	18,27	4,5	5,27	62
29	Ukholovskaya	8813	7,89	19,98	3,92	5,27	62,08
30	Chuchkovskaya	7162	5,99	20,55	4,67	5,6	62,47
31	Shatskaya	21061	6,54	18,14	3,39	3,33	68
32	Shilovskaya	34464	5,85	19,19	4,32	4,36	65,09
Total		967998	7,58	21,42	4,12	6,1	59,74
Samara Region							
1	Alekseyevskaya	10268	8,05	26,11	3,94	4,16	56,57
2	Bezenchukskaya	32270	8,13	23,8	4,2	5,64	56,72
3	Bogatovskaya	12388	7,48	19,37	3,5	4,4	64,02
4	Bolshelushitskaya	15593	7,26	16,87	4,45	4,07	66,34
5	Bolshechernigovskaya	13638	6,06	23,93	3,35	3,9	61,7
6	Borskaya	19204	6,76	26,54	3,18	4,94	57,53
7	Volzhskaya	62318	8,97	16,36	2,97	5,8	64,43
8	Elhovskaya	7710	7,59	22,01	2,91	4,21	62,06
9	Zhigulevskaya gorodskaya	50657	7,63	24,2	3,7	6,78	56,05
10	Isaklinskaya	11087	6,95	18,69	4,68	4,42	64,02
11	Kamishlinskaya	8406	1,95	25,23	2,77	2,51	66,6
12	Kinel- Cherkaskaya	36780	8,75	24,19	3,15	5,22	57,47
13	Kinelskaya	24186	7,46	22,34	2,8	4,59	61,3
14	Kinelskaya gorodskaya	38506	8,63	25,11	3,7	7,72	53,36
15	Klyavlinskaya	12145	5,44	18,88	5,06	3,92	65,5
16	Koshkinskaya	17470	5,92	24,35	3,14	3,39	61,97
17	Krasnoarmeyskaya	14146	7,05	18,93	4,4	4,61	63,27
18	Krasnoyarskaya	41333	8,31	19,95	3,78	6,44	60,04
19	Neftegorskaya	25163	7,32	21,78	4,2	6,58	58,62
20	Novokuibyshevskaya gorodskaya	93923	8,79	22,74	4,98	10,13	51,78
21	Oktyabrskaya gorodskaya	20665	7,84	22,02	3,8	5,11	60,13
22	Otradnaya gorodskaya	36975	7,8	23,14	4,44	7,95	55,69
23	Pestrvskaya	14295	7,89	20,78	4,39	5,01	60,84
24	Pokhvistnevskaya	22450	4,71	18,62	3,05	2,83	69,78
25	Pokhvistnevskaya gorodskaya	21424	6,86	24,9	4,91	7,56	54,43
26	Privolzhskaya	17228	7,12	20,13	3,56	4,22	63,29
27	Samara, Zheleznodorozhnaya	84896	5,41	15,45	3,43	9,21	65,38
28	Samara, Kirovskaya	193743	9,02	17,92	4,3	7,97	59,65
29	Samara, Krasnoglinskaya	71252	5,73	19,21	3,39	7,22	63,4
30	Samara, Kuibyshevskaya	64875	8,49	16,02	3,8	6,59	63,78
31	Samara, Leninskaya	55097	6,38	13,46	4,49	8,24	66,26
32	Samara, Oktyabrskaya	101223	6,02	19,37	4,25	13,26	55,43
33	Samara, Promyshlennaya	218441	7,5	19,83	3,81	10,11	57,43
34	Samara, Samarskaya	25870	7,66	14,19	4,89	7,1	65,09
35	Samara, Sovetskaya	139883	8,05	20,7	4,44	10,17	54,94
36	Sergievskaaya	36547	6,25	22,29	3,08	3,57	63,68
37	Stavropolskaya	45188	7,82	18,87	2,94	7,74	61,21
38	Syzranskaya	20108	9,13	19,96	3,72	5,1	60,74
39	Syzranskaya gorodskaya	140605	7,8	22,8	3,69	5,93	58,49
40	Tolyatti, Avtozavodskaya	350532	7,99	21,69	3,98	9,81	55,22
41	Tolyatti, Komsomolskaya	94690	8,15	24,23	4,24	9,15	52,67

1	2	3	4	5	6	7	8
42	Tolyatti, Tsentralnaya	126304	7,72	22,54	4,11	10,48	53,82
43	Khvorostyanskaya	10821	4,6	9,91	2,93	3,55	78,13
44	Chapaevskaya gorodskaya	57495	8,98	19,59	4,76	6,42	58,76
45	Chelno-Vershinskaya	14488	4,76	24,59	4,73	3,1	60,85
46	Shentalinskaya	12900	4,92	22,63	3,48	4,16	63,68
47	Shigonskaya	17730	7,83	20,68	3,8	5,13	61,51
Total		2562916	7,56	20,55	3,94	8,05	58,56
Saratov Region							
1	Alexandrov-Gaiskaya	12184	2,36	12,25	2,64	2,35	79,85
2	Arkadaksкая	20699	5,1	11,41	2,72	1,85	78,08
3	Atkarskaya	32375	6,75	17,36	3,87	3,83	67,07
4	Bazarno-Karabulakskaya	25070	2,91	9,84	1,4	1,21	83,95
5	Balakovskaya	174250	6,83	21,85	4,49	6,75	58,79
6	Balashovskaya	90826	6,95	19,25	3,7	4,86	63,1
7	Baltayskaya	9674	3,54	15,14	2,03	2,23	76,28
8	Volskaya	70796	5,59	13,63	3,05	3,74	73,33
9	Voskresenskaya	9057	7	17,49	3,29	5,95	65,2
10	Dergachevskaya	19135	3,34	14,11	1,96	1,92	77,96
11	Dukhovnitskaya	11254	6,31	15,42	4,82	3,61	68,84
12	Ekaterinovskaya	15417	6,28	16,1	3,27	3,51	70,25
13	Ershovskaya	33827	7,65	20,92	3,67	3,39	63,6
14	Ivanteevskaya	12292	6,48	15,97	2,66	3,26	70,88
15	Kalininskaya	29385	4,43	12,21	2,12	2,37	77,71
16	Krasnoarmeyskaya	33678	6,08	16,01	3,58	4,75	68,48
17	Krasnokutskaya	27303	5,76	16,9	3,77	3,82	68,63
18	Krasnopartizanskaya	11082	6,02	20,49	2,79	3,45	65,74
19	Lysogorskaya	15788	6,19	20,96	4,18	3,32	64,02
20	Marksovskaya	48308	2,01	7,16	1,36	1,27	87,94
21	Novoburasskaya	12513	6,24	17,38	2,45	4,54	67,6
22	Novouzenskaya	24274	4,44	16,01	2,91	2,88	72,88
23	Ozinskaya	16407	4,14	12,62	2,16	2,5	77,63
24	Perelyubskaya	12330	5,44	16,09	2,61	3,46	71,12
25	Petrovskaya	35202	6,36	19,8	5	4,47	63,11
26	Piterskaya	13502	4,38	18,69	3,11	3,57	69,55
27	Pugachevskaya	45583	7,12	18,53	3,86	4,64	64,8
28	Rovenskaya	12586	4,5	15,5	2,42	3,44	72,99
29	Romanovskaya	11867	5,74	16,18	2,5	2,35	72,65
30	Rtishchevskaya	45708	6,44	14,36	3,56	3,45	71,54
31	Samoilovskaya	17239	6,72	19	3,19	3,06	67,17
32	Saratov, Volzhskaya	69430	4,53	15,77	4,07	9,75	64,36
33	Saratov, Zavodskaya	152824	3,99	15,88	3,22	3,41	72,91
34	Saratov, Kirovskaya	110540	5,05	16,37	3,91	7,1	66,75
35	Saratov, Leninskaya	211810	5,38	16,94	4,19	4,41	68,21
36	Saratov, Oktyabrskaya	99627	3,45	15,44	2,85	5,91	71,54
37	Saratov, Frunzenskaya	39276	4,8	17,41	4,46	10,59	61,51
38	Saratovskaya	36592	1,27	2,96	0,87	0,66	94,01
39	Sovetskaya	21870	4,52	10,41	3,57	3,36	77,59
40	Tatishchevskaya	22786	5,45	5,88	1,69	1,63	84,63
41	Svetlovskaya	10405	11,52	12,47	2,83	7,67	64,42
42	Turkovskaya	10973	4,35	15,54	2,38	1,66	75,45

1	2	3	4	5	6	7	8
43	Fedorovskaya	16299	7,11	22,57	3,15	4,26	61,87
44	Khvalynskaya	20196	2,64	6,44	1,24	1,47	87,57
45	Engelsskaya	212329	4,44	15,46	2,95	4,61	71,66
46	Shihanskaya gorodskaya	5319	6,15	21,32	4,29	6	60,85
47	Mikhailovskaya	1489	6,33	9	0,8	3,12	79,86
Total		1991376	5,06	15,63	3,27	4,46	70,64
Sakhalin Region							
1	Aleksandrovsk Sakhalinskaya	10572	7,82	18,7	3,73	5,18	63,7
2	Anivskaya	12842	9,7	20,05	3,49	8,2	57,4
3	Dolinskaya	21107	9,39	18,76	3,38	7,34	59,96
4	Korsakovskaya	33407	8,62	17,65	4	10,26	57,79
5	Kurilskaya	4646	9,68	10,54	1,76	6,5	70,13
6	Makarovskaya	6914	9,63	16,12	5,01	7,03	60,81
7	Nevelskaya	14839	9,85	17,13	3,44	7,81	60,36
8	Noglikskaya	12512	10,56	16,61	3,95	7,81	59,82
9	Okhinskaya	22483	10,2	16,56	4,15	7,5	60,31
10	Poronayskaya	20601	7,95	19,56	3,93	5,51	61,57
11	Severo-Kurilskaya	2012	12,48	17,05	3,34	10,96	55,52
12	Smirnykhovskaya	9868	9,27	18,59	4,43	6,49	59,91
13	Tomarinskaya	8412	8,43	16,6	4,65	5,81	63,23
14	Tymovskaya	13149	9,34	18,42	5,29	5,16	60,68
15	Uglegorskaya	20344	7,31	24,62	3,61	5,69	57,84
16	Kholmskaya	35940	7,96	20,25	3,42	9,44	57,68
17	Yuzhno-Kurilskaya	6928	9,03	14,09	2,36	7,42	65,82
18	Yuzhno-Sakhalinskaya gorodskaya	138894	8,22	23,28	3,99	13,83	49,48
19	Nevelskaya Sudovaya	2010	12,11	8,93	3,18	5,5	69,93
20	Kholmskaya Sudovaya	1413	16,35	13,86	5,54	9,88	53,52
Total		398893	8,77	20,03	3,88	9,78	56,3
Sverdlovsk Region							
1	Alapaevskaya	29286	5,22	12,5	3,51	4,55	73,14
2	Alapaevskaya gorodskaya	37631	5,95	13,37	4,56	6,67	68,41
3	Aramilskaya gorodskaya	14604	5,1	10,3	4,7	9,51	68,7
4	Artemovskaya	51067	5,38	12,94	4,05	8,6	67,9
5	Artinskaya	26065	3,99	14,31	3,91	4,48	71,93
6	Asbestovskaya gorodskaya	60819	6,76	10,81	5,3	7,23	68,81
7	Achitskaya	14714	4,06	10,45	3,43	3,97	77,21
8	Baykalovskaya	13990	5,31	9,11	4,6	4,37	75,98
9	Beloyarskaya	28178	6,16	9,71	3,83	5,39	73,71
10	Beryozovskaya gorodskaya	53588	4,55	11,4	5,31	12,92	64,69
11	Bisertska poselkovaya	9529	3,97	15	2,79	4,81	72,88
12	Bogdanovichskaya	40003	5,35	11,93	4,26	6,62	70,96
13	Verkhnedubrovskaya poselkovaya	3828	5,32	9,66	4,3	9,71	69,78
14	Verch-Neyvinskaya poselkovaya	3833	4,49	12,62	5,57	6,96	69,32
15	Verkhnepyvinskaya gorodskaya	59863	5,25	11,69	4,77	12,83	64,38
16	Verkhnesaldinskaya	41461	5,89	12,11	5,72	8,08	66,63
17	Verhnetagilskaya gorodskaya	11511	5,23	10,89	6,52	8,83	67,82
18	Verhneturinskaya gorodskaya	8297	4,45	15,19	4,47	7,4	67,91
19	Verkhoturinskaya	12815	4,33	8,75	2,98	3,76	79
20	Volchanskaya gorodskaya	8479	6,71	14,77	3,57	6,65	66,89
21	Garinskaya	3571	6,14	11,57	2,82	2,86	75,54

1	2	3	4	5	6	7	8
22	Degtyarskaya gorodskaya	12914	6,06	13,34	6,31	8,47	64,47
23	Ekaterinburg, Verch-Isetskaya	163868	4,71	12,21	6,07	20,71	55,02
24	Ekaterinburg, Zheleznodorozhnaya	117952	4,83	12,8	5,83	16,28	58,74
25	Ekaterinburg, Kirovskaya	170681	4,01	12,27	6,64	21,17	54,55
26	Ekaterinburg, Leninskaya	140113	4,11	11,95	6,52	21,31	54,85
27	Ekaterinburg, Oktyabrskaya	116176	4,29	12,88	6,41	19,48	55,5
28	Ekaterinburg, Ordjonikidzevskaya	209375	4,68	13,18	5,73	16,49	58,68
29	Ekaterinburg, Tchkalovskaya	191352	4,86	12,32	5,49	16,33	59,81
30	Zarechnaya gorodskaya	25509	4,21	10,34	4,33	11,63	68,5
31	Ivdelskaya gorodskaya	16725	6,96	12,15	5,74	5,83	68,1
32	Irbitskaya	25170	5,37	8,24	3,91	4,4	77,2
33	Irbitskaya gorodskaya	33927	6,25	11,79	6,02	7,55	67,29
34	Kamenskaya	24118	5,49	9,99	3,57	5,03	74,78
35	Kamensk-Uralskaya gorodskaya	148214	4,7	12,95	5,1	8,38	67,69
36	Kamyshlovskaya	22887	5,13	7,72	2,49	4,03	79,85
37	Kamyshlovskaya gorodskaya	22862	4,87	12,15	4,64	6,65	70,73
38	Karpinskaya gorodskaya	25824	5,54	10,35	5,55	6,05	71,54
39	Kachkanarskaya gorodskaya	35862	6,59	16,22	5,43	8,16	62,55
40	Kirovogradskaya gorodskaya	24465	5,46	11,04	5,15	7,08	70,06
41	Krasnoturinskaya gorodskaya	51002	5,61	12,24	5,3	7,32	68,2
42	Krasnouralskaya gorodskaya	22195	6,75	11,78	4,02	5,32	70,9
43	Krasnoufimskaya	24334	4,7	14,31	3,98	3,97	71,83
44	Krasnoufimskaya gorodskaya	33221	4,89	14,19	4,9	7,63	67,45
45	Kushvinskaya gorodskaya	37710	5,58	13,59	5,81	6,67	66,98
46	Lesnaya gorodskaya	46335	4,77	9,74	6,99	8,13	69,18
47	Malyshevskaya poselkovaya	9882	4,83	10,97	8,09	7,88	67,37
48	Nevyanskaya	35143	6,1	12,95	4,62	7,42	67,83
49	Nizhnesaldinskaya gorodskaya	14718	6,7	14,76	5,55	6,73	65,09
50	Nizhneserginskaya	38157	5,53	17,2	4,88	6,33	64,95
51	Nizhnetourinskaya	23637	6,41	13,03	5,3	8,19	65,26
52	Nizhniy Tagil, Dzerzhinskaya	98906	5,19	10,45	5,09	8,19	69,66
53	Nizhniy Tagil, Leninskaya	93510	5,58	12,81	6,25	11,18	62,68
54	Nizhniy Tagil, Tagilstroyevskaya	100345	5,89	12,08	6,13	10,63	63,74
55	Novolyalinskaya	18463	6,24	11,54	4,51	5,75	70,88
56	Novolyalinskaya gorodskaya	78949	6,05	13,97	7,52	13,06	58,1
57	Pelymskaya poselkovaya	3228	5,56	11,21	4,45	5,56	72,1
58	Pervouralskaya gorodskaya	125870	4,28	11,39	4,69	10,26	68,11
59	Polevskaya gorodskaya	62834	5,54	9,43	4,87	9,21	69,78
60	Prigorodnaya	28529	6	10,85	4,31	5,35	72,4
61	Pyshminskaya	17598	5,89	15,54	3,55	7,08	66,94
62	Revdinskaya	52111	5,69	12,65	6,5	10,27	63,92
63	Rezhevskaya	39838	6,18	15,01	4,78	7,65	65,45
64	Reftinskaya poselkovaya	13685	6,54	9,89	5,23	7,78	69,27
65	Svobodnenskaya poselkovaya	6317	8,23	7,08	3,25	5,69	74,68
66	Severouralskaya gorodskaya	40506	6,06	14,76	9,31	5,69	62,65
67	Serovskaya	11367	6,59	10,68	4,23	3,8	73,47
68	Serovskaya gorodskaya	73721	5,93	8,65	6,01	8,07	70,03

1	2	3	4	5	6	7	8
69	Slobodo-Turinskaya	12573	5,86	12,78	3,08	5,09	72,45
70	Sredneuralskaya gorodskaya	16329	5,49	11,25	6,67	11,63	62,62
71	Staroutinskaya poselkovaya	2537	3,83	6,48	2,87	3,68	82,86
72	Sukholozhskaya gorodskaya	39577	6,12	12,6	5,83	8,29	66,1
73	Sysertsкая	49617	4,85	11,42	3,7	8,48	70,23
74	Taborinskaya	3221	5,13	9,87	4,4	3,71	76,3
75	Tavdinskaya	34784	7,82	14,18	7,08	7,08	62,98
76	Talitskaya	42280	5,3	10,51	4,3	4,63	73,88
77	Tugulymskaya	19037	7,19	13,42	2,7	4,12	71,75
78	Turinskaya	25347	5,73	11,06	3,52	4,14	74,74
79	Uralskaya poselkovaya	1788	8,11	7,89	3,46	10,37	69,2
80	Shalinskaya	17481	4,1	8,4	4,86	4,7	77
Total		3527808	5,2	12,14	5,47	11,46	64,5
Smolensk Region							
1	Velizhskaya	10723	7,77	15,95	8,93	4,38	62,19
2	Vyazemskaya	65689	8,1	20,35	4,71	6,63	59,1
3	Gagarinskaya	37238	8,4	20,55	3,83	6,08	59,85
4	Glinkovskaya	4158	5,77	22,36	2,41	4,23	64,48
5	Demidovskaya	12657	8,26	22,3	4,07	3,91	60,65
6	Desnogorskaya	25386	5,99	18,51	4,22	6,24	63,68
7	Dorogobuzhskaya	24674	9,44	19,86	4,82	5,57	59,13
8	Duhovschinskaya	14031	9,64	24,59	4,26	4,89	55,66
9	Elninskaya	12039	8,1	26,77	2,61	3,82	58,01
10	Ershichskaya	6215	8,48	26,3	3,25	4,36	56,61
11	Kardymovskaya	9145	6,89	18,58	3,22	4,61	65,72
12	Krasninskaya	11478	7,84	18,81	3,46	4,18	64,67
13	Monastyrshinskaya	9802	6,63	24,25	3,16	4,15	61,11
14	Novoduginskaya	8066	7,7	18,59	3,41	3,35	66,14
15	Pochinkovskaya	26301	9,63	22,27	3,51	4,54	59,11
16	Roslavlskaya	60864	8,38	27,52	4,1	4,77	54,24
17	Rudnyanskaya	20112	8,2	22,7	3,19	3,87	60,93
18	Safonovskaya	47140	8,97	21,63	4	5,27	59,06
19	Smolensk, Zadneprovskaya	76777	7,86	25,37	4,73	7,69	52,94
20	Smolensk, Leninskaya	86889	7,02	25,8	5,21	11,12	49,34
21	Smolensk , Promyshlennaya	110796	7,43	25,57	5,16	9,83	50,51
22	Smolenskaya	35981	8,6	19,68	3,7	6,13	60,8
23	Сычевская	11340	7,91	16,22	3,51	4,12	66,17
24	Temkinskaya	4776	8,28	16,56	3,55	5,32	65,01
25	Ugranskaya	7854	6,91	22,77	2,77	4,52	61,89
26	Khislavichskaya	8508	8,26	19,36	3,57	4,07	63,78
27	Kholm- Zhirkovskaya	8996	9,89	17,15	3,71	5,39	63,14
28	Shumyachskaya	10093	8,08	30,88	2,88	3,91	53,28
29	Yartsevskaya	48548	7,4	23,6	3,96	6,18	57,74
Total		816276	7,94	23,07	4,34	6,75	56,69
Tambov Region							
1	Bondarskaya	10761	3,25	14,39	1,22	1,29	79,21
2	Gavrilovskaya	9347	3,46	9,94	1,46	1,62	82,6
3	Zherdevskaya	23558	4,7	15,85	1,9	2,34	74,44
4	Znamenskaya	15024	6,62	15,48	1,1	0,75	75,82
5	Inzhavinskaya	19484	5,75	18,34	2,3	2,82	70,17

1	2	3	4	5	6	7	8
6	Kirsanovskaya	15517	5,77	18,04	1,74	2,39	71,28
7	Kirsanovskaya gorodskaya	12913	3,26	15,97	1,68	1,83	76,7
8	Kotovskaya gorodskaya	27622	2,58	18,56	1,1	2,6	74,51
9	Michurinskaya	25987	4,75	16,66	1,8	2,56	73,49
10	Michurinskaya gorodskaya	71222	5,05	20,18	3,01	3,34	67,53
11	Mordovskaya	15737	5,23	20,42	2,04	2,94	68,72
12	Morshanskaya	26338	4,79	19,26	2,31	2,35	70,57
13	Morshanskaya gorodskaya	31087	3,55	15,49	2,37	1,94	75,96
14	Muchkapskaya	12786	3,9	14,62	2,5	1,95	76,27
15	Nikiforovskaya	16341	4,25	13,57	2,2	1,86	77,45
16	Pervomayskaya	23136	4,27	18,2	2,01	2,26	72,4
17	Petrovskaya	15371	4,73	15,46	2,04	2,51	74,26
18	Pichaevskaya	11664	4,52	19,24	1,87	2,49	71
19	Rasskazovskaya	16642	5,21	18,9	2,03	2,23	70,95
20	Rasskazovskaya gorodskaya	36583	3,85	15,67	1,62	2,21	76,05
21	Rzhaksinskaya	14863	4,13	18,73	1,89	1,97	72,52
22	Sampurskaya	11412	5,31	12,94	2,8	2,44	75,82
23	Sosnovskaya	26340	4,25	22,17	3,34	1,9	67,71
24	Staroyurevskaya	12001	3,61	14,78	2,02	1,9	77,15
25	Tambov, Leninskaya	34955	4,76	20,97	3,17	7,61	62,3
26	Tambov, Oktiabrskaya	134576	4,89	19,96	2,78	5,17	65,85
27	Tambov, Sovetskaya	78557	5,01	17,62	2,56	4,32	69,24
28	Tambovskaya	78531	4,17	14,2	1,79	2,55	76,35
29	Tokarevskaya	15191	3,87	13,31	1,82	2,45	77,88
30	Uvarovskaya	8870	4,58	11,1	1,5	1,66	80,6
31	Uvarovskaya gorodskaya	23480	4,19	10,78	1,76	1,44	80,97
32	Umetskaya	8992	4,25	17,85	1,87	1,32	74,26
Total		884888	4,54	17,38	2,25	3,16	71,76
Tver Region							
1	Andreapolskaya	10533	8,12	16,65	4,57	5,4	64,44
2	Bezhetskaya	30366	7,52	25,66	5,41	7,04	53,54
3	Belskaya	5889	5,58	20,74	3,72	4,62	64,81
4	Bologovskaya	32273	8,11	17,59	4,61	6,51	62,32
5	Vesyegonskaya	11395	7,18	19,08	5,22	6,02	61,97
6	Vyshnevolotskaya	20917	7,32	16,6	3,8	6,24	65,29
7	Vyshnevolotskaya gorodskaya	42203	7,4	21,53	4,37	9,15	56,26
8	Zharkovskaya	5285	7,17	19,03	7,36	3,46	62,42
9	Zapadnodvinskaya	14108	6,54	24,41	3,58	4,39	60,26
10	Zubtsovskaya	14122	8,03	23,2	4,68	4,8	58,37
11	Kalininskaya	44908	7,94	15,87	4,43	8,7	61,58
12	Kalyazinskaya	17384	6,85	15,39	4,94	5,73	66,06
13	Kashinskaya	23461	6,43	19,55	4,81	6,71	61,48
14	Kesovogorskaya	7236	8,51	19,87	4,53	5,49	61,1
15	Kimrskaya	11891	7,3	16,6	4,31	6,03	65,01
16	Kimrskaya gorodskaya	43246	6,47	24,16	5,12	8,38	54,75
17	Konakovskaya	75755	7,3	20,7	5,66	8,38	56,85
18	Krasnokholmskaya	10121	8,16	16,29	7,23	5,35	62,6
19	Kuvshinovskaya	12868	8,78	19,22	5,09	7,32	58,92
20	Lesnaya	4675	7,25	18,71	4,34	5,65	63,44
21	Likhoslavl'skaya	23645	7,59	16,05	4,52	6	64,93

1	2	3	4	5	6	7	8
22	Maksatihinskaya	15299	7,54	18,91	4,51	6,01	62,27
23	Molokovskaya	4545	6,68	16,27	5,37	4,61	66,48
24	Nelidovskaya	25758	7,35	24,86	4,17	5,65	56,93
25	Ozernaya poselkovaya	8626	7,04	10,54	3,69	5,87	70,28
26	Oleninskaya	10490	2,73	10,86	1,97	2,73	81,16
27	Ostashkovskaya	21176	7,72	20,18	5,38	8,02	56,96
28	Penovskaya	6030	5,54	19,79	4,79	9,4	59,49
29	Rameshkovskaya	11641	6,79	13,65	4,09	5,12	69,48
30	Rzhevskaya	9885	7,16	18,42	3,17	4,07	66,23
31	Rzhevskaya gorodskaya	49640	6,66	26,67	5,77	7,14	52,45
32	Sandovskaya	5900	6,44	11,14	3,41	3,82	74,57
33	Selizharovskaya	10275	5,98	19,1	4,31	5,92	63,95
34	Solnechnaya poselkovaya	1774	7,77	16,5	7,06	9,44	58,34
35	Sonkovskaya	7641	7,19	20,09	8,28	6,28	57,43
36	Spirovskaya	9877	7,76	15,67	4,95	5,92	65,06
37	Staritskaya	18097	7,2	14,65	4,5	5,68	67,23
38	Tver, Zavolzhskaya	119694	7,7	20,9	5,23	14,5	50,4
39	Tver, Moskovskaya	100013	8,21	20,15	5,12	12,87	52,54
40	Tver, Proletarskaya	77815	8,14	20,49	5,26	12,83	52,07
41	Tver, Tsentralnaya	46442	7,31	20,11	5,56	15,76	50,02
42	Torzhokskaya	17160	6,43	15,49	3,01	4,31	70,16
43	Torzhokskaya gorodskaya	37021	7,46	20,91	5,44	7,05	58,15
44	Toropetskaya	18229	7,85	17,29	5,23	5,33	63,85
45	Udomelskaya	33476	6,86	16,31	4,1	7,61	63,95
46	Firovskaya	8302	8,83	16,52	4,62	6,14	63,27
Total		1137087	7,4	19,71	4,92	8,88	58,02
Tomsk Region							
1	Aleksandrovskaya	7229	7,05	10,86	2,7	7,74	70,92
2	Asinovskaya	29461	8,38	16,51	3,13	5,28	65,93
3	Bakcharskaya	10391	7,35	10,58	3,18	5,05	72,84
4	Verkhneketskaya	13513	7,71	16,31	3,35	6,26	65,56
5	Zyryanskaya	11845	8,46	21,38	2,95	5,52	60,91
6	Kargasovskaya	18375	7,93	14,73	4,41	6,75	65,29
7	Kedrovskaya gorodskaya	3274	9,95	14,92	3,63	10,47	60,62
8	Kozhevnikovskaya	16771	7,8	14,9	2,42	5,02	69,03
9	Kolpashevskaya	35431	6,91	15,94	2,83	7,49	65,95
10	Krivosheinskaya	11515	8,7	17,6	2,67	5,3	65,21
11	Molchanovskaya	11672	7,74	18,03	3,44	5,98	63,97
12	TEC Parabelskogo rayona	10624	8,71	14,53	3,6	7,4	64,88
13	Pervomayskaya	15062	8,01	16,78	2,87	4,49	67,15
14	Severskaya gorodskaya	94975	7,87	22,25	4,51	11,36	52,92
15	Ctrezhevskaya gorodskaya	32198	8,02	12,47	3,08	13,6	61,9
16	Teguldetskaya	5800	8,24	14,9	3,24	6,15	66,22
17	Tomsk, Kirovskaya	87968	6,64	19,53	4,17	18,46	49,66
18	Tomsk, Leninskaya	82533	7,65	21,66	3,77	13,19	52,36
19	Tomsk, Oktyabrskaya	127020	8,33	20,7	3,84	12,75	53,13
20	Tomsk, Sovetskaya	81472	6,73	19,99	4,02	17,52	50,35
21	Tomskaya	54359	8,14	18,15	3,23	8,62	60,88
22	Chainskaya	9872	8,02	10,59	3,61	5,65	71,2
23	Shegarskaya	15715	6,84	17,98	2,53	5,36	66,41
Total		787075	7,67	18,85	3,7	11,57	57,07

1	2	3	4	5	6	7	8
Tula Region							
1	Aleksinskaya	61461	4,66	16,47	3,3	3,32	71,5
2	Arsenyevskaya	9821	8,1	17,92	3,91	3,6	65,72
3	Belevskaya	17513	6,54	19,78	3,47	4,55	64,58
4	Bogoroditskaya	42002	7,27	17,87	3,2	3,93	66,84
5	Venevskaya	26533	6,44	17,09	3,07	4,66	67,65
6	Volovskaya	10947	5,54	13,21	2,5	2,7	75,06
7	Donskaya	48352	4,9	19,25	2,46	2,15	70,55
8	Dubenskaya	11166	5,17	15,91	2,4	3,35	72,22
9	Efremovskaya	52777	6,61	22,26	3,33	4,26	62,46
10	Zaokskaya	14851	6,71	19,07	3,68	6,1	62,95
11	Kamenskaya	7583	5,6	15,58	2,55	2,99	72,35
12	Kimovskaya	35208	6,31	20,64	3,21	3,86	64,42
13	Kireevskaya	59974	5,72	15,01	3,24	3,88	71,26
14	Kurkinskaya	9057	6,61	20,46	3,06	3,39	65,52
15	Leninskaya	51546	6,4	13,1	2,81	5,03	71,76
16	Novomoskovskaya	118381	5,44	17	3,88	2,71	69,89
17	Odoevskaya	9867	6,5	16,46	3,32	4,31	68,56
18	Plavskaya	20287	5,68	13,66	2,83	3,73	73,35
19	Suvorovskaya	29960	4,6	13,28	2,28	3	76,12
20	Teplo-Ogarevskaya	10062	6,22	17,01	2,24	3,32	69,54
21	Tula, Zarechenskaya	76519	5,91	17,65	4,26	6,97	64,25
22	Tula, Privokzalnaya	66446	6,29	18,45	3,76	8,28	61,98
23	Tula, Proletarskaya	128856	6,58	17,53	3,86	8,21	62,58
24	Tula, Sovetskaya	59333	4,26	17,44	3,32	7,47	66,46
25	Tula, Tsentralnaya	76676	5,81	18,11	4,11	8,71	61,99
26	Uzlovskaya	69789	5,59	15,39	3,76	3,8	70,4
27	Chernskaya	14963	7,28	17,07	3,07	3,78	68,04
28	Shekinskaya	83826	5,11	13,95	2,89	4,14	73,15
29	Yasnogorskaya	25365	6,71	18,23	3,54	4,95	65,42
Total		1249121	5,79	16,95	3,41	5,06	67,77
Tyumen Region							
1	Abatskaya	15127	2,79	2,76	1,18	0,8	92,24
2	Armizonskaya	7634	4,8	8,57	1,84	2,19	82,18
3	Aromashevskaya	10399	2,74	3,68	1,07	0,8	91,25
4	Berdyuzhskaya	9546	6,84	12,72	3,13	2,86	73,7
5	Vagayskaya	16754	3,45	6,25	1,37	1,7	86,65
6	Vikulovskaya	12299	5,33	7,77	1,71	2,5	82,13
7	Golyshmanovskaya	19776	4,7	8,91	1,25	1,75	82,79
8	Zavodoukovskaya	38356	8,44	8,13	2,35	4,21	75,89
9	Isetskaya	19243	4,64	5,52	1,6	2	85,69
10	Ishimskaya	24662	4,38	5,97	1,34	1,9	86,06
11	Ishimskaya gorodskaya	50859	6,89	9,72	2,31	2,94	77,57
12	Kazanskaya	17374	5,57	7,91	1,38	1,45	83,21
13	Nizhnetavdinskaya	17783	4,15	6,72	1,4	1,16	86,19
14	Omutinskaya	15265	4,86	5,71	1,37	1,91	85,88
15	Sladkovskaya	9859	3,23	5,71	0,7	1,08	89,03
16	Sorokinskaya	7882	5,78	3,91	1,52	2,1	86,3
17	Tobolskaya	15551	4,94	9,45	1,53	2,25	81,33
18	Tobolskaya gorodskaya	83925	8,66	13,91	3,25	5,8	67,28

1	2	3	4	5	6	7	8
19	Tyumenskaya	82925	7,35	12,01	2,26	4,22	73,09
20	Tyumen, Kalininskaya	142152	8,25	14,13	2,56	6,15	68
21	Tyumen, Leninskaya	111715	9,55	13,83	3,33	8,18	63,89
22	Tyumen, Tsentralnaya	126896	9,12	14,81	3,4	9,01	62,41
23	Uvatskaya	14329	6,21	5,56	1,67	3,73	81,92
24	Uporovskaya	14829	3,26	5,02	1,13	1,35	89,03
25	Yurginskaya	8852	2,66	3,83	0,72	0,81	91,8
26	Yalutorovskaya	9908	2,66	5,91	0,87	1,21	88,95
27	Yalutorovskaya gorodskaya	28009	5,03	8,43	1,69	2,26	82,19
28	Yarkovskiy	15622	6,51	9,42	2,37	3,63	77,37
29	Tyumen, Vostochnaya	108974	6,91	15,84	3,07	8,21	65,27
Total		1056505	7,07	11,41	2,45	5,15	73,1
Ulyanovsk Region							
1	Bazarnosyzganskaya	7722	7,6	17,43	4,54	2,84	66,65
2	Baryshskaya	35341	6,24	19,3	4,53	2,87	66,28
3	Veshkaymskaya	16287	6,08	21,81	3,34	3,4	64,5
4	Dimitrovgradskaya gorodskaya	101307	7,13	28,19	3,48	7,25	52,83
5	Inzenskaya	28274	5,99	18,68	3,3	3,53	67,64
6	Karsunskaya	19348	5,55	17,07	3,15	2,52	70,87
7	Kuzovatovskaya	17814	7,46	18,98	2,95	3,36	66,44
8	Mainskaya	21416	8,03	21,1	3,04	3,21	63,67
9	Melekesskaya	30649	6,76	25,35	2,85	3,79	60,33
10	Nikolayevskaya	21662	5,43	20,45	2,51	2,56	68,25
11	Novomalyklinskaya	11833	6,2	23,14	3,49	3,41	62,73
12	Novospasskaya	17461	7,85	18,49	3,53	3,68	65,68
13	Pavlovskaya	11570	4,22	16,96	2,6	1,81	73,79
14	Radishchevskaya	10175	8,22	17,45	4,67	3,56	65,25
15	Sengileevskaya	18726	6,92	20,61	3,47	3,85	64,09
16	Starokulatinskaya	11690	1,99	21,51	2,36	1,85	71,33
17	Staromaynskaya	13872	7,44	18,01	3,54	3,28	66,72
18	Surskaya	14358	5,62	20,22	2,39	2,35	68,84
19	Terengulskaya	13730	7,97	20,9	4,03	3,68	62,57
20	Ulyanovsk, Zheleznodorozhnaya	75246	7,88	27,38	4,8	7,26	51,4
21	Ulyanovsk, Zavolzhskaya № 1	87328	7,31	24,26	5,2	7,31	54,85
22	Ulyanovsk, Zavolzhskaya № 2	90271	7,61	25,58	5,2	8,61	51,97
23	Ulyanovsk, Zaslavskaya № 1	83453	7,5	27,16	5,31	6,51	52,31
24	Ulyanovsk, Zaslavskaya № 2	96977	7,55	27,22	5,17	6,38	52,59
25	Ulyanovsk, Leninskaya	96357	6,47	27,01	4,8	8,91	51,64
26	Ulyanovskaya	28189	6,75	22,3	3,38	3,89	62,4
27	Tsilninskaya	19803	5,7	22,28	3,07	2,57	65,44
28	Cherdaklinskaya	31981	5,78	21,82	3,31	3,65	64,39
29	Novoulyanovskaya	15827	10,59	24,83	4,18	4,56	54,58
Total		1048667	6,96	24,03	4,17	5,62	58,18
Chelyabinsk Region							
1	Agapovskaya	27910	5,46	10,98	3,53	3,69	74,99
2	Argayashskaya	34064	2,92	19,92	3,41	3,33	69,14
3	Ashinskaya gorodskaya	53581	4,97	11,4	4,18	4,4	73,68
4	Bredinskaya	22723	4,61	17,11	2,44	3,25	71,56
5	Varnenskaya	22407	3,86	15,88	3,08	3,48	72,52
6	Verhneuralskaya	29784	4,48	14,04	4,1	3,74	72,51

1	2	3	4	5	6	7	8
7	Verhneufaleyskaya gorodskaya	30774	5,8	14,39	5,11	7,33	66,21
8	Emanzhelinskaya gorodskaya	39441	6,69	14,32	5,22	5,73	66,66
9	Etkulskaya	21632	5,5	11,9	3,66	4,56	73,25
10	Zlatoustovskaya gorodskaya	135512	6,13	18,75	4,91	8,19	60,51
11	Karabashskaya gorodskaya	11693	6,13	15,56	6,1	4,8	66,2
12	Lokomotivnaya poselkovaya	4074	7,81	14,06	4,57	6,47	65,63
13	Kartalinskaya	38070	6,09	16,52	4,41	4,67	67,08
14	Kaslinskaya	28301	5,6	15,55	5	4,7	67,95
15	Snezhinskaya gorodskaya	41780	3,65	10,97	4,76	9,2	70,15
16	Kanav-Ivanovskaya	27731	6,19	14,84	6,47	5,53	65,68
17	Trekhgornaya gorodskaya	27900	4,54	10,02	6,01	7,39	70,93
18	Kizilskaya	20664	3,55	10,18	3,5	2,91	78,99
19	Kopeyskaya gorodskaya	107976	6,26	14,1	4,91	6,84	66,52
20	Korkinskaya gorodskaya	52110	5,46	14,84	5,22	6,02	67,22
21	Krasnoarmeyskaya	33869	5,72	13,94	3,53	4,94	70,55
22	Kunashakskaya	24294	2,46	17,44	3,8	3,13	72,12
23	Kusinskaya	22632	5,07	14,76	4,41	6,99	67,75
24	Kyshtymskaya gorodskaya	32725	6,29	15,87	6,04	6,47	63,96
25	Ozerskaya gorodskaya	78003	5,43	11,69	4,38	9,61	67,36
26	Magnitogorsk, Leninskaya	82006	5,68	12,57	5,28	9,66	64,76
27	Magnitogorsk, Ordjonikidzevskaya	158709	6,12	12,99	4,92	8,06	65,75
28	Magnitogorsk, Pravoberezhnaya	88086	5,62	13,07	5,46	7,98	65,9
29	Miasskaya gorodskaya	139451	5,54	16,85	6,89	8,53	60,58
30	Nagaybaksкая	17087	4,53	11,99	4,16	2,93	75,56
31	Nyazepetrovskaya	16022	5,01	14,94	4,02	4,74	69,78
32	Oktyabrskaya	18749	5,7	13,58	4,63	3,61	71,36
33	Plastovskaya	20431	5,77	13,78	3,96	4,39	70,64
34	Satkinskaya	64766	6,13	16,66	5,04	6,75	64,16
35	Sosnovskaya	48146	5,76	11,9	3,89	6,5	70,58
36	Troitskaya gorodskaya	59139	5,7	15,39	4,76	4,56	68,26
37	Uvelskaya	25462	5,59	13,69	3,43	3,36	72,97
38	Uiskaya	20584	5,42	21,22	3,99	4,18	63,86
39	Ust-Katavskaya gorodskaya	21813	6,24	21,29	7,32	6,18	57,6
40	Chebarkulskaya gorodskaya	36133	6,21	15,42	4,8	5,93	66,12
41	Chelyabinsk, Kalininskaya	161353	5,62	14,25	5,37	11,98	61,36
42	Chelyabinsk, Kurchatovskaya	150064	5,6	15,26	5,81	11,72	60,25
43	Chelyabinsk, Leninskaya	145294	5,92	15,28	5,39	9,07	63,01
44	Chelyabinsk, Metallurgicheskaya	108529	6,71	15,34	5,76	9,48	61,08
45	Chelyabinsk, Sovetskaya	108493	5,65	15,09	5,68	12,07	60,06
46	Chelyabinsk, Traktorzavodskaya	128612	6,27	15,23	6,17	10,21	60,83
47	Chelyabinsk, Tsentralnaya	77344	5,03	15,59	5,99	16,53	54,54
48	Chesmenskaya	15453	5,91	16,16	3,68	3,88	68,77
49	Yuzhnouralskaya gorodskaya	30556	6,23	16,87	5,97	5,68	64,31
50	Troitskaya	22966	6,52	14,11	2,86	3,31	72,05
51	Chebarkulskaya	22981	6,66	15,85	3,11	4,36	68,71
Total		2757879	5,66	14,72	5,1	8,03	65,02

1	2	3	4	5	6	7	8
Yaroslavl Region							
1	Bolsheselskaya	8164	10,29	15,45	5,49	6	62,06
2	Borisoglebskaya	10529	8,24	14,15	6,08	5,51	65,2
3	Breitovskaya	6188	7,75	15,79	6,2	7,56	62,03
4	Gavrilov Yamskaya	21698	8,33	18,34	5,81	6,91	59,99
5	Danilovskaya	20609	9,27	21,5	5,23	6,08	57,26
6	Lyubinskaya	10313	9,47	17,45	5,91	5,28	61,22
7	Myshkinskaya	8718	9,64	14,41	5,65	6,93	62,55
8	Nekouzskaya	13851	8,32	17,2	7,34	6,55	59,89
9	Nekrasovskaya	18759	7,87	19,78	4,74	6,27	60,27
10	Pervomayskaya	8943	9	14,98	4,73	5,07	65,52
11	Pereslavl Zalesskaya gorodskaya	35651	8,01	16,58	7,74	9,88	56,66
12	Poshekhonskaya	12470	8,61	21,47	4,99	4,52	59,56
13	Rostovskaya	56058	8,2	19,07	6,9	8,03	56,71
14	Rybinskaya	23448	8,01	18,24	5,1	7,2	60,75
15	Tutaevskaya	47188	8,61	23,71	5,21	7,92	53,53
16	Uglichskaya	39738	7,71	19,47	6,67	9,69	55,51
17	Yaroslavl, Dzerzhinskaya	132275	7,45	20,37	5,94	11,73	53,25
18	Yaroslavl, Zavolzhskaya	94407	7,36	20,11	6,02	12,34	52,99
19	Yaroslavl, Kirovskaya	47511	5,22	20,54	5,92	19,35	46,93
20	Yaroslavl, Krasnoperekopskaya	53385	7,74	17,94	5,78	12,29	55,16
21	Yaroslavl, Leninskaya	53424	6,93	19,64	5,84	14,59	51,71
22	Yaroslavl, Frunzenskaya	102854	7,41	20,4	5,94	12,31	52,79
23	Yaroslavl'skaya	41927	8,57	17,86	4,73	8,28	59,64
24	Pereslavl	16575	7,95	19,8	4,88	6,08	60,44
25	Rybinsk, Volzhskaya	85981	7,64	21,58	7,55	10,31	51,66
26	Rybinsk, Proletarskaya	86284	7,89	22,21	7,29	10,33	51,13
Total		1056948	7,72	19,89	6,14	10,58	54,53
Moscow City							
1	rayon Bogorodskoe	63441	7,27	18,86	5,43	18,67	47,66
2	rayon Veshnyaki	77013	6,36	19,77	5,5	18,88	47,52
3	rayon Eastern Izmailovo	44793	6,35	19,93	5,25	20,09	46,43
4	rayon Golyanovo	106888	6,74	19,6	5,29	18,36	48
5	rayon Ivanovskoe	80524	6,15	19,47	4,89	17,47	49,78
6	rayon Izmailovo	63560	6,13	20	5,5	21,61	44,59
7	rayon Koshino-Ukhtomsky	38849	6,63	20,14	4,3	17,28	50,03
8	rayon Metrogorodok	24175	7,28	17,13	5,09	16,24	52,31
9	rayon Novokosino	63730	7,45	19,46	4,87	18,17	47,92
10	rayon Novogireevo	57620	6,17	20,42	5,55	19,13	46,68
11	rayon Perovo	82182	6,74	19,39	5,38	17,74	48,57
12	rayon Vostochniy	7812	7,72	18,71	5,67	13,82	52,32
13	rayon Preobrazhenskoe	51881	5,72	19,19	5,33	21,54	45,89
14	rayon North Izmailovo	56667	6,23	18,97	5,6	19,74	47,44
15	rayon Sokolinaya Gora	57280	6,71	19,49	5,39	19,56	46,82
16	rayon Sokolniki	38661	5,88	19,5	5,18	22,8	43,93
17	rayon Vnukovo	15682	6,95	20,56	4,68	15,36	50,86
18	rayon Dorogomilovo	39820	4,97	19,46	5,3	28,16	39,85
19	rayon Krylatskoye	55167	5,03	20,79	5,04	25,13	41,79
20	rayon Kuntsevo	92235	6,02	20,43	5,36	21,84	44,26

1	2	3	4	5	6	7	8
21	Mozhayskiy rayon	87695	6,56	19,36	4,85	18,66	48,63
22	rayon Novo-Peredelkino	73093	7,03	19,68	4,69	17,61	49,08
23	rayon Ochakovo-Matveevskoe	67812	6,66	17,45	4,73	17,65	51,6
24	rayon Prospekt of Vernadsky	39047	4,82	18,65	4,9	26,42	43,01
25	rayon Ramenky	82842	4,81	19,31	4,83	26,79	42,19
26	rayon Solntsevo	67846	6,98	18,65	4,74	16,21	51,53
27	rayon Troparevo-Nikulino	68761	4,41	19,57	5,18	26,78	41,99
28	rayon Filevsky park	48521	6,03	18,46	4,69	21,49	47,14
29	rayon Fili-Davydkovo	66183	5,93	19,72	5,38	22,39	44,54
30	rayon Silino	30727	6	19,02	5,13	18,13	50,14
31	rayon Krukovo	65985	7,44	18,9	4,87	19,33	47,98
32	rayon Staroe Krukovo	21821	6,68	18,06	5,12	17,19	51,37
33	rayon Matushkino	29843	6,23	17,39	5,21	18,62	50,88
34	rayon Aeroport	46444	4,89	19,12	5,42	26,84	41,61
35	rayon Begovoy	26736	5,45	18,72	5,12	25,71	42,61
36	Beskudnikovskiy rayon	50214	7,23	19,4	5,08	17,8	48,58
37	rayon Savelki	25750	6,22	17,01	5,04	21,38	48,57
38	Voykovskiy rayon	44233	5,27	19,41	5,63	23,3	44,16
39	rayon Eastern Degunino	59950	7,17	19,64	5,04	17,99	48,08
40	Golovinskiy rayon	65298	5,95	20,52	5,36	21	45,22
41	Dmitrovskiy rayon	54489	6,99	19,02	4,72	15,42	51,78
42	rayon West Degunino	53730	7,25	19,67	4,87	16,97	49,29
43	rayon Koptevo	61864	6,26	19,48	5,7	21,35	45,2
44	Levoberezhniy rayon	32984	4,92	18,38	5,09	23,33	46,1
45	Molzhaninovskiy rayon	2182	6,74	22,4	4,64	13,93	50
46	Savelovskiy rayon	38876	5,88	19,11	5,34	23,47	44,12
47	rayon Sokol	32730	4,4	20,98	5,94	29,6	36,84
48	Timiryazevskiy rayon	54012	5,79	20,44	5,69	23,04	42,81
49	rayon Khovrino	56450	4,87	19,12	5,51	25,45	42,84
50	Khoroshevskiy rayon	43868	4,79	18,85	4,59	27,61	42,03
51	Alekseevskiy rayon	43471	4,92	19,02	5,38	27	41,63
52	Altufevskiy rayon	34833	7,97	18,62	4,85	15,47	51,53
53	Babushkinskiy rayon	59583	5,98	19,76	5,38	19,5	47,34
54	rayon Bibirevo	104616	6,99	18,71	4,99	17,35	50,15
55	Butyrskiy rayon	39232	6	19,87	5,15	22,22	44,88
56	rayon Lianozovo	55866	6,74	19,09	5,05	16,63	50,58
57	Losinoostrovskiy rayon	55867	5,94	19,88	5,59	19,4	47,38
58	rayon Marfino	21328	7,07	16,66	5,14	19,87	49,49
59	rayon Mayrina Roshcha	38447	5,65	18,62	5,01	22,02	46,68
60	Ostankinskiy rayon	36001	4,83	20,03	5,16	27,07	40,97
61	rayon Otradnoe	122290	6,79	19,23	4,97	19,41	47,67
62	rayon Rostokino	24577	6,17	18,64	4,84	20,61	47,91
63	rayon Sviblovo	34478	6,23	20,33	5,23	21,62	44,49
64	rayon North Medvedkovo	74569	7,09	18,14	5,31	18,29	49,07
65	rayon Severniy	17356	8,22	17,24	4,8	15,65	52,52
66	rayon South Medvedkovo	51346	6,74	19,17	5,24	18,42	48,39
67	Yaroslavskiy rayon	56276	6,28	19,2	5,14	18,13	49,43
68	rayon Kurkino	16492	5,25	13,38	3,34	30,37	45,82
69	rayon Mitino	111664	6,89	18,89	4,55	21,13	44,88
70	rayon Pokrovskoe-Streshnevo	36002	6,27	18,32	5,19	19,5	48,45

1	2	3	4	5	6	7	8
71	rayon Northern Tushino	97414	6,28	18,99	5,06	19,59	48,24
72	rayon Strogino	96934	6,41	19,69	4,71	19,09	48,4
73	rayon Khoroshevo-Mnevniki	101626	6,17	19,5	5,28	21,86	45,11
74	rayon Shchukino	68577	5,86	18,99	5,31	22,81	44,75
75	rayon South Tushino	66254	6,92	19,83	5,13	18,93	47,22
76	rayon Arbat	16217	4,15	18,53	4,67	30,06	40,05
77	Basmanniy rayon	65515	5,47	19,4	5,21	26,44	41,4
78	rayon Zamoskvoreche	30260	5,13	18,93	5,08	26,69	42,13
79	Krasnoselskiy rayon	27712	5,45	19,26	4,79	23,54	44,46
80	Meshchanskiy rayon	38844	4,63	19,29	5,22	25,72	43,12
81	Presnenskiy rayon	80402	5,15	18,91	4,87	27,64	41
82	Taganskiy rayon	79297	5,73	20,24	5,41	22,18	44,4
83	Tverskoy rayon	53801	4,61	18,51	4,67	28,21	42,01
84	rayon Khamovniki	62695	4,89	19,69	5	28,21	39,96
85	rayon Jakimanka	15907	4,7	19,22	4,95	27,61	41,18
86	rayon Vykhino-Zhulebino	133468	6,51	20,06	4,88	18,97	47,67
87	rayon Kapotnya	18027	8,85	17,67	4,78	12,16	54,46
88	rayon Kuzminky	83545	6,56	19,28	5,32	18,12	48,83
89	rayon Lefortovo	55178	6,66	18,96	4,74	20,22	47,61
90	rayon Lyublino	110325	7,82	18,75	4,58	15,66	51,19
91	rayon Maryino	166560	7,41	18,53	4,7	18,38	49,11
92	rayon Nekrasovka	10575	8,65	16,03	4,75	12,33	56,76
93	Nizhegorodskiy rayon	25434	7,29	18,39	4,95	16,42	51,05
94	rayon Pechatniki	56437	7,72	17,57	4,76	15,34	52,78
95	Ryazanskiy rayon	62059	6,44	18,79	4,72	18,21	49,75
96	rayon Tekstilshchiki	60674	7,09	19,16	4,6	16,82	48,93
97	Yuzhnoportovy rayon	45034	7,12	17,87	5,32	19,26	48,41
98	Akademicheskoy rayon	64816	5,09	18,58	5,25	27,57	41,39
99	Gagarinskiy rayon	48595	3,95	20,45	5,4	30,02	37,92
100	rayon Zyuzino	74319	6,58	18,97	5,35	20,83	46,38
101	rayon Konkovo	102773	5,53	19,21	5,33	24,77	42,99
102	rayon Kotlovka	41177	6,36	19,05	5,25	19,44	47,63
103	Lomonosovskiy rayon	52770	4,45	20,27	5,08	27,73	40,38
104	Obruchevskiy rayon	46871	5,32	17,6	4,87	26,19	43,72
105	rayon Northern Butovo	58644	7,15	19,3	4,67	19,64	46,9
106	rayon Teply Stan	85530	5,07	20	5,22	22,18	45,29
107	rayon Cheryomushki	64338	5,44	19,88	4,7	24,46	43,23
108	rayon South Butovo	127890	7,3	18,61	4,79	18,94	48,61
109	rayon Jasenevo	120364	6,02	20,17	5,41	20,39	45,93
110	rayon Biryulyovo East	87269	7,48	18,91	4,81	14,98	51,7
111	rayon Biryulyovo West	51782	8,21	17,86	4,61	13,33	54,19
112	rayon Brateevo	62531	8,04	18,11	4,59	16,41	50,84
113	Danilovskiy rayon	54945	6,1	18,71	5,12	22,15	45,71
114	Donskoy rayon	30482	6,58	18,29	4,98	21,72	46,34
115	rayon Zyablikovo	77513	6,49	19,14	4,96	16,51	51,11
116	rayon Moskvorechie-Saburovo	48657	7,27	18,79	5,29	19,88	46,69
117	rayon Nagatino-Sadovniki	48101	6,74	18,86	4,93	18,94	48,49
118	rayon Nagatinsky zaton	68552	6,35	18,89	4,68	15,97	52,29
119	Nagorniy rayon	45890	5,93	19,24	5,19	20,94	46,72
120	rayon Orekhovo-Borisovo North	75301	6,63	19,85	5,13	18,57	47,79

1	2	3	4	5	6	7	8
121	rayon Orekhovo-Borisovo North South	89071	6,66	17,79	4,85	15,53	53,15
122	rayon Tsaritsyno	76584	7,25	18,7	4,99	17,05	49,97
123	rayon Cheratново North	63617	5,46	20,52	5,06	20,5	46,3
124	rayon Cheratново North Center	68690	6,34	19,41	5,18	17,9	48,99
125	rayon Cheratново South	91766	6,56	18,73	4,41	14,84	53,39
Total		7309869	6,3	19,18	5,05	20,45	46,95
Saint-Petersburg City							
1	Territorial election commission № 1	139781	3,96	7,89	5,76	11,7	69,14
2	Territorial election commission № 2	161500	3,78	11,6	5,81	16,75	60,56
3	Territorial election commission № 3	154970	4,83	12,07	6,35	13,37	62,05
4	Territorial election commission № 4	119159	4,48	12,5	7,31	14,84	59,52
5	Territorial election commission № 5	261298	5,05	14,26	6,52	16,38	56,41
6	Territorial election commission № 6	145526	5,43	15,79	6,77	17,4	53,31
7	Territorial election commission № 7	125957	4,62	12,85	6,03	13,38	62,07
8	Territorial election commission № 8	58123	5,94	15,96	6,25	17,13	53,17
9	Territorial election commission № 9	29897	6,54	16,43	7,23	14,41	54,15
10	Territorial election commission № 10	103110	5,21	15,13	7,24	17,46	53,59
11	Territorial election commission № 11	217085	3,96	11,96	6,51	13,36	63,13
12	Territorial election commission № 12	221579	4,78	14,88	6,92	20,66	51,18
13	Territorial election commission № 13	46450	5,16	14,22	7,69	15,15	56,47
14	Territorial election commission № 14	94862	4,69	9,89	6,81	11,76	65,66
15	Territorial election commission № 15	35289	7,08	14,64	7,16	13,71	56,01
16	Territorial election commission № 16	90243	4,37	13,15	6,83	20,86	53,02
17	Territorial election commission № 17	155898	3,82	10,42	4,88	11,61	67,85
18	Territorial election commission № 18	94296	3,62	10,23	5,67	17,36	61,27
19	Territorial election commission № 19	128472	3,5	13,83	7,15	16,27	57,57
20	Territorial election commission № 20	115075	5,09	15,48	7,43	15,35	55,26
21	Territorial election commission № 21	140309	6,44	15,3	7,13	13,95	55,53
22	Territorial election commission № 22	152781	4,3	13,62	6,97	20,76	52,81
23	Territorial election commission № 23	145560	4,68	12,8	7,08	13,92	60,14

1	2	3	4	5	6	7	8
24	Territorial election commission № 24	137181	5,41	13,32	6,55	15,04	58,42
25	Territorial election commission № 25	147566	4,88	13,59	6,53	14,96	58,76
26	Territorial election commission № 26	128364	5,9	16	7,11	15,03	54,54
27	Territorial election commission № 27	90319	3	12,75	6,63	11,25	65,35
28	Territorial election commission № 28	162727	5,04	14,98	7,44	22,24	48,78
29	Territorial election commission № 29	169938	4,18	10,87	7,14	11,47	65,08
30	Territorial election commission № 30	76111	3,89	11,45	5,03	16,3	61,95
Total		3849426	4,65	13,06	6,61	15,52	58,77
Jewish Autonomous Region							
1	Birobidzhanskaya	9418	7,45	13,6	2,59	4,26	70,48
2	Birobidzhanskaya gorodskaya	59416	7,57	19,89	4,23	8,75	57,93
3	Leninskaya	15648	9,63	20,1	1,84	4,01	62,92
4	Obluchenskaya	22814	9,1	20,88	3,76	5,63	59,28
5	Oktyabrskaya	8403	7,18	20,17	1,91	3,79	65,85
6	Smidovichskaya	20004	9,59	14,11	3,52	4,95	66,34
Total		135703	8,35	18,63	3,48	6,42	61,59
Nenets Autonomous area							
1	Naryan-Marskaya	17203	7,99	18	6,22	12,26	53,87
2	Zapolyarnogo rayona	20231	10	16,6	4,44	8	59,99
Total		37434	9,04	17,27	5,3	10,04	57,05
Khanty – Mansi Autonomous area - Yugra							
1	Beloyarskaya	19049	4,41	4,38	2	2,61	86,04
2	Beryozovskaya	16963	7,3	12,32	3,08	7,11	68,95
3	Kogalymskaya gorodskaya	41837	8,37	14,99	2,61	6,09	66,83
4	Kondinskaya	24498	10,73	16,19	3,56	6,34	61,87
5	Langepasskaya gorodskaya	28052	7,8	13,86	3,16	4,74	69,03
6	Megionskaya gorodskaya	42339	8,58	19,94	3,48	4,98	61,53
7	Nefteyuganskaya	34351	2,19	4,55	1,01	1,18	90,34
8	Nefteyuganskaya gorodskaya	75970	7,48	13,57	3,95	8,03	65,61
9	Nizhnevartovskaya	22086	7,79	12,31	3,61	5,3	69,68
10	Nizhnevartovskaya gorodskaya	175277	8,16	14,46	3,69	7,95	64,34
11	Nyaganskaya gorodskaya	45213	7,6	15,94	3,24	7,48	64,54
12	Oktyabrskaya	25794	8,79	14,6	3,7	7,1	64,78
13	Pokachevskaya gorodskaya	10724	9,11	17,27	2,64	4,79	64,46
14	Pit-Yakhskaya gorodskaya	29528	9,66	17,11	3,25	6,1	62,59
15	Raduzhninskaya gorodskaya	29721	9,4	21,09	2,89	6,57	58,47
16	Sovetskaya	39024	8,69	12,16	3,65	5,89	68,47
17	Sourgoutskaya	85822	9,99	14,56	2,63	5,63	65,96
18	Sourgoutskaya gorodskaya	243886	8,56	13,7	3,6	9,76	63,29
19	Urayskaya gorodskaya	28982	8,95	14,58	3,12	7,25	64,48
20	Khanty-Mansiyskaya	12126	9,11	10,29	2,92	4,94	71,04
21	Khanty-Mansiyskaya gorodskaya	49487	7,29	11,58	3,97	9,75	65,88
22	Yugorskaya gorodskaya	23636	6,96	13,59	3,4	8,4	66,72
Total		1104365	8,11	13,8	3,29	7,14	66,41

1	2	3	4	5	6	7	8
Chukot Autonomous area							
1	Anadyrskaya	6245	6,72	6,57	1,84	5,02	78,7
2	Anadyrskaya gorodskaya	9867	7,83	10,2	2,63	11,34	66,48
3	Bilibinskaya	6373	10,78	14,79	2,83	9,09	60,62
4	Iultinskaya	3682	8,24	11,2	2,24	8,14	69,33
5	Providenskaya	2420	5,07	4,97	2,16	6,8	79,26
6	Chaunskaya	4712	4,31	5,75	1,34	2,77	84,57
7	Chukotskaya	2669	3,83	5,17	1,26	6,01	81,79
Total		35968	7,18	9,04	2,16	7,53	72,64
Yamalo-Nenetski Autonomous area							
1	Gubkinskaya gorodskaya	15245	7,45	12,13	1,71	2,64	75,05
2	Krasnoselkupskaya	5004	3,34	1,95	0,55	1,58	92,12
3	Labytnangskaya gorodskaya	16361	5,83	5,7	2,18	3,58	82,07
4	Muravlenskaya gorodskaya	24129	8,37	18,6	2,27	4,62	65,05
5	Nadymskaya	51128	4,81	5,75	1,95	3,77	82,9
6	Novourengeyskaya gorodskaya	65290	6,91	5,21	1,32	1,88	84,07
7	Noyabrskaya gorodskaya	74265	5,82	5,93	1,41	1,61	83,94
8	Priuralskaya	11821	3,07	1,37	1,65	0,48	93,16
9	Purovskaya	33625	2,39	1,46	0,49	0,69	94,66
10	Salekhardskaya gorodskaya	29122	5,44	4,46	2,15	4,62	82,37
11	Tazovskaya	13904	2,02	2,28	1,07	1,06	92,85
12	Shuryshkarskaya	6018	2,86	1,16	1,1	0,39	94,04
13	Yamalskaya	12922	1,07	1,03	0,53	0,67	96,54
Total		358834	5,21	5,59	1,49	2,33	84,58
The territorial election commission of the city of Baikonur (Republic of Kazakhstan)		15116	5,52	12,14	2,99	6,81	70,79
The territorial election commission to guide the work on the preparation and holding of election of the President of the Russian Federation of precinct election commissions formed at polling precincts outside the territory of the Russian Federation, with the exception of the city of Baikonur		459661	2,72	7,19	1,96	13,56	73,24

Appendix 4 to the Chapter 12

**The results of the election of the President of the Russian Federation
in the 100 largest cities**

№ item	City	Number of voters included in the voter lists	Took part in the election, %	The votes cast for the candidates, %				
				Zhirinovskiy V.V.	Zyuganov G.A.	Mironov S.M.	Prokhorov M.D.	Putin V.V.
1	Moscow	7 309 869	58,34	6,30	19,18	5,05	20,45	46,95
2	Saint Petersburg	3 849 426	62,27	4,65	13,06	6,61	15,52	58,77
3	Novosibirsk	1 174 854	62,97	7,03	24,11	3,25	11,95	52,37
4	Nizhny Novgorod	1 111 582	64,88	5,75	19,10	3,85	9,64	60,63
5	Ekaterinburg	1 109 517	59,00	4,51	12,52	6,07	18,75	56,85
6	Samara	955 280	59,70	7,30	18,26	4,02	9,37	59,73
7	Omsk	933 159	57,92	7,50	26,25	5,08	10,18	49,55
8	Kazan	913 050	67,51	3,54	12,13	3,03	5,96	74,29
9	Chelyabinsk	879 689	63,21	5,83	15,08	5,70	11,35	60,55
10	Voronezh	834 453	61,49	6,44	27,30	4,25	8,59	52,21
11	Ufa	802 273	68,34	6,00	16,57	3,87	7,54	65,00
12	Volgograd	795 975	61,28	6,41	18,28	4,54	6,59	63,07
13	Rostov-on-Don	793 511	64,99	5,68	19,68	3,95	10,54	58,93
14	Perm	792 571	56,02	4,11	16,76	4,69	15,77	56,93
15	Krasnoyarsk	734 391	58,43	8,04	18,74	4,28	12,26	55,33
16	Saratov	683 507	60,37	4,59	16,28	3,73	5,85	68,67
17	Krasnodar	630 029	67,17	6,09	20,20	3,80	11,00	57,65
18	Tolyatti	571 526	59,87	7,96	22,30	4,05	9,84	54,50
19	Ulyanovsk	529 632	59,12	7,36	26,42	5,08	7,53	52,47
20	Barnaul	525 585	60,77	8,18	21,82	4,78	11,26	52,68
21	Izhevsk	504 073	62,46	6,68	16,43	4,06	12,41	59,14
22	Tyumen	489 737	77,09	8,46	14,62	3,06	7,79	65,05
23	Yaroslavl	483 856	64,49	7,16	20,01	5,92	13,16	52,46
24	Vladivostok	482 676	58,90	9,60	23,58	5,69	12,70	47,01
25	Irkutsk	470 347	54,26	7,04	23,06	4,54	14,05	50,23
26	Khabarovsk	455 200	62,24	9,91	18,35	5,32	12,13	53,08
27	Orenburg	443 737	63,09	7,69	24,56	4,70	8,85	53,09
28	Ryazan	438 032	64,61	8,11	24,26	4,71	7,95	53,82
29	Penza	421 983	62,15	7,62	24,22	4,38	8,58	54,02
30	Novokuznetsk	421 608	66,51	10,07	7,97	3,19	7,89	69,59
31	Lipetsk	416 753	60,95	7,80	23,47	5,08	8,00	54,30
32	Kirov	415 150	60,86	7,54	17,49	4,91	13,32	55,39
33	Tula	407 830	68,50	5,88	17,79	3,87	7,95	63,35
34	Astrakhan	391 227	55,32	4,99	12,40	5,27	6,06	70,07
35	Kemerovo	390 855	77,93	6,51	11,31	3,13	7,65	70,30
36	Tomsk	378 993	56,57	7,42	20,46	3,95	15,29	51,51
37	Cheboksary	375 425	67,22	6,14	22,35	5,23	8,26	56,61
38	Bryansk	368 761	68,34	6,57	23,05	3,82	7,00	58,40
39	Kaliningrad	366 528	61,00	7,09	23,00	3,77	17,79	47,07
40	Kursk	352 478	60,41	8,37	21,69	4,84	8,80	55,20
41	Tver	343 964	59,66	7,89	20,48	5,25	13,84	51,33
42	Naberezhnye Chelny	343 483	84,47	2,74	16,66	1,94	3,41	73,98
43	Ivanovo	340 926	59,20	7,24	18,29	4,99	9,87	58,39

№ item	City	Number of voters included in the voter lists	Took part in the election, %	The votes cast for the candidates, %				
				Zhirinovskiy V.V.	Zyuganov G.A.	Mironov S.M.	Prokhorov M.D.	Putin V.V.
44	Magnitogorsk	328 801	65,44	5,87	12,91	5,16	8,44	65,54
45	Sochi	309 482	66,85	6,76	15,63	3,25	11,65	61,01
46	Nizhny Tagil	292 761	62,08	5,54	11,73	5,80	9,94	65,51
47	Arkhangelsk	292 015	57,42	8,75	16,30	5,91	14,30	53,70
48	Vladimir	289 056	55,68	8,10	21,16	6,84	13,88	48,76
49	Kaluga	287 485	59,44	7,09	21,23	5,06	9,66	55,74
50	Belgorod	286 578	71,23	6,68	24,22	5,00	8,35	54,56
51	Stavropol	285 055	75,94	6,19	13,97	2,27	8,72	68,00
52	Kurgan	279 732	58,87	9,53	19,60	5,13	8,51	56,29
53	Smolensk	274 462	59,70	7,41	25,60	5,06	9,68	50,78
54	Orel	271 541	66,30	7,57	32,60	4,08	8,88	45,65
55	Saransk	267 916	86,89	3,40	10,80	1,69	2,78	80,35
56	Murmansk	264 393	59,78	7,20	16,75	5,16	10,96	58,96
57	Makhachkala	256 269	92,21	0,14	8,50	0,24	0,43	90,49
58	Cherepovets	255 212	61,32	9,29	13,98	6,41	11,51	57,62
59	Ulan-Ude	250 963	67,76	5,43	20,91	3,89	8,54	60,09
60	Vologda	250 707	62,83	7,38	16,77	7,04	12,52	54,97
61	Chita	249 019	61,96	10,54	14,40	3,67	9,12	61,26
62	Tambov	248 088	73,62	4,91	19,35	2,77	5,24	66,45
63	Surgut	243 886	57,48	8,56	13,70	3,60	9,76	63,29
64	Vladikavkaz	237 047	86,48	3,86	21,85	2,30	1,30	69,79
65	Taganrog	231 128	64,23	6,53	25,43	4,97	10,82	51,06
66	Kostroma	229 050	60,41	7,83	26,28	4,72	9,99	50,21
67	Volzhsk	228 765	63,80	7,08	19,58	3,89	7,53	60,88
68	Petrozavodsk	219 614	57,60	8,27	17,67	5,92	15,87	51,04
69	Yoshkar-Ola	214 266	64,70	7,80	24,05	5,39	10,09	51,45
70	Sterlitamak	207 922	58,79	4,10	17,15	3,24	2,64	72,30
71	Komsomolsk-on-Amur	206 590	60,99	10,63	20,12	5,00	7,85	54,83
72	Dzerzhinskaya	205 669	56,44	7,85	22,25	4,48	9,53	54,68
73	Orsk	195 234	55,11	7,57	20,97	4,67	6,64	58,90
74	Syktyvkar	193 817	71,19	7,47	14,65	4,51	13,03	58,77
75	Bratsk	191 358	54,56	8,73	22,60	4,23	8,85	54,47
76	Novorossiysk	187 084	79,33	5,69	13,29	2,87	5,14	72,05
77	Veliky Novgorod	184 923	59,28	7,05	20,14	7,27	11,70	52,63
78	Yakutsk	182 672	71,75	4,35	15,53	5,30	9,76	64,16
79	Shakhty	179 086	59,66	5,33	15,25	3,48	4,31	70,65
80	Biysk	177 832	54,82	8,60	23,64	4,75	7,55	54,24
81	Blagoveshchensk	177 461	57,18	10,63	18,64	3,91	9,14	56,44
82	Nizhnevartovsk	175 277	60,07	8,16	14,46	3,69	7,95	64,34
83	Pskov	173 816	60,79	6,24	21,68	4,82	9,99	56,02
84	Nizhnekamsk	172 863	78,31	4,24	18,36	4,33	5,44	66,43
85	Rybinsk	172 265	62,13	7,76	21,90	7,42	10,32	51,40
86	Podolsk	166 009	71,83	5,52	15,88	3,45	9,02	64,59
87	Severodvinsk	164 692	61,64	8,18	20,73	5,73	11,54	52,67
88	Khimki	159 565	62,46	4,64	12,26	3,61	10,36	67,64
89	Nalchik	157 405	76,69	2,77	13,36	2,88	1,94	79,02

№ item	City	Number of voters included in the voter lists	Took part in the election, %	The votes cast for the candidates, %				
				Zhirinovskiy V.V.	Zyuganov G.A.	Mironov S.M.	Prokhorov M.D.	Putin V.V.
90	Prokopevsk	157 032	89,08	4,92	5,26	1,87	2,46	84,64
91	Kamensk-Uralsky	148 214	57,85	4,70	12,95	5,10	8,38	67,69
92	Petropavlovsk- Kamchatsky	142 467	57,86	10,19	17,04	3,48	10,12	57,92
93	Korolev	141 553	61,80	5,15	20,91	4,26	16,34	51,63
94	Sizran	140 605	57,29	7,80	22,80	3,69	5,93	58,49
95	Pyatigorsk	139 678	55,91	5,78	19,78	3,21	8,59	61,25
96	Miass	139 451	55,01	5,54	16,85	6,89	8,53	60,58
97	Yuzhno-Sakhalinsk	138 894	57,51	8,22	23,28	3,99	13,83	49,48
98	Norilsk	138 237	60,05	10,43	10,46	2,87	6,02	68,88
99	Novocherkassk	136 450	61,35	7,82	25,63	5,28	9,17	50,85
100	Zlatoust	135 512	55,74	6,13	18,75	4,91	8,19	60,51

Appendix 5 to the Chapter 12

**Distribution of votes cast for candidates
for the President of the Russian Federation
in foreign countries**

Country	The votes cast for the candidates, %				
	Zhirinovskiy V.V.	Zyuganov G.A.	Mironov S.M.	Prokhorov M.D.	Putin V.V.
Abkhazia	1,84	2,65	0,54	1,46	91,08
Australia	2,78	12,59	5,71	43,53	33,14
Austria	4,07	14,31	3,87	37,85	37,15
Azerbaijan	2,44	11,03	2,35	9,27	73,87
Albania	1,61	3,23	0,81	8,87	84,68
Algeria	3,11	16,09	3,29	7,68	69,10
Angola	5,01	20,61	5,01	16,43	52,65
Argentina	4,36	12,77	3,74	20,56	55,76
Armenia	3,06	3,48	0,62	3,65	88,50
Afghanistan	3,32	16,97	3,69	5,90	68,63
Bangladesh	1,82	20,00	3,64	6,36	66,36
Bahrain	3,57	15,71	2,14	22,86	54,29
Belorussia	3,45	11,80	2,44	15,16	66,43
Belgium	3,85	11,49	4,32	30,69	47,67
Benin	4,35	17,39	4,35	11,59	62,32
Bulgaria	2,01	6,23	2,09	14,18	74,90
Bolivia	3,62	7,97	6,52	20,29	57,97
Bosnia and Herzegovina	6,04	16,11	2,68	17,45	57,05
Botswana	2,13	8,51	8,51	12,77	68,09
Brazil	4,17	17,45	2,86	28,39	45,05
Brunei	0,00	19,05	0,00	28,57	47,62
Burundi	3,45	3,45	13,79	17,24	62,07
United Kingdom	2,78	10,27	4,90	57,98	21,82
Hungary	4,01	13,78	3,59	27,90	49,87
Venezuela	7,87	12,40	4,36	23,62	51,09
Vietnam	4,19	18,89	4,76	21,70	48,91
Gabon	0,00	2,27	0,00	15,91	79,55
Guyana	3,03	15,15	1,52	21,21	57,58
Ghana	7,69	14,74	5,13	23,08	48,72
Guatemala	11,86	8,47	8,47	27,12	42,37
Guinea	5,31	14,69	2,86	18,37	57,14
Guinea-Bissau	0,00	4,17	4,17	0,00	91,67
Greece	1,72	6,79	1,04	4,98	84,12
Denmark	3,42	14,02	8,89	37,26	32,82
Democratic Republic of the Congo	2,40	16,80	3,20	12,80	64,00
Djibouti	10,41	8,18	1,30	3,35	74,91
Egypt	4,07	15,38	3,32	22,55	53,54
Zambia	7,35	11,76	2,94	16,18	60,29
Zimbabwe	6,38	12,77	2,13	18,09	59,57
Israel	2,37	5,45	4,00	38,82	48,06
India	5,27	16,56	5,64	24,47	46,15

Country	The votes cast for the candidates, %				
	Zhirinovskiy V.V.	Zyuganov G.A.	Mironov S.M.	Prokhorov M.D.	Putin V.V.
Indonesia	4,76	8,10	4,13	39,37	41,27
Jordan	2,80	12,38	2,80	5,84	75,47
Iraq	5,38	19,71	4,30	16,85	52,69
Iran	7,03	15,15	3,62	11,75	61,25
Ireland	4,61	11,22	3,81	34,27	42,89
Iceland	3,80	8,86	10,13	33,54	39,87
Spain	4,15	11,39	4,86	37,03	40,84
Italy	2,90	9,52	5,44	32,10	48,29
Yemen	3,52	9,05	2,01	10,05	75,38
Cape Verde	3,33	11,67	11,67	11,67	61,67
Kazakhstan	4,84	9,93	2,14	7,44	74,51
Cambodia	3,72	14,89	3,19	30,32	45,74
Canada	3,15	10,54	4,34	43,77	36,22
Qatar	0,75	8,96	7,46	22,39	59,70
Kenya	5,26	9,47	4,21	31,58	47,37
Cyprus	2,15	11,89	2,32	25,36	56,79
Kyrgyzstan	1,63	3,94	0,49	2,50	90,74
DPRK (North Korea)	14,86	18,24	6,76	7,43	52,70
PRC (China)	4,45	14,80	4,32	34,28	40,66
Colombia	5,11	18,18	7,39	18,18	51,14
Congo	0,56	2,81	2,81	7,30	86,52
Costa Rica	0,82	9,84	11,48	22,95	52,46
Cote d'Ivoire	4,84	10,48	2,42	5,65	76,61
Cuba	2,61	8,15	1,85	14,46	71,63
Kuwait	3,45	11,60	2,19	12,85	69,28
Latvia	1,16	5,87	0,53	2,91	89,05
Lebanon	0,76	12,14	1,67	5,46	79,06
Libya	5,26	15,79	1,75	5,26	71,93
Lithuania	2,60	10,82	1,35	8,65	75,74
LPDR (Lao People's Democratic Republic)	2,26	17,29	3,01	14,29	62,41
Luxembourg	2,56	10,85	5,52	37,87	41,22
Mauritius	4,44	5,56	1,11	38,89	50,00
Mauritania	3,90	9,09	3,90	7,79	75,32
Madagascar	1,43	7,14	4,29	14,29	72,86
Macedonia	1,45	5,31	0,48	9,66	81,64
Malaysia	6,87	16,31	7,30	32,62	35,19
Mali	6,42	10,09	5,50	18,35	58,72
Malta	4,52	9,34	2,41	37,35	45,78
Morocco	3,54	12,97	3,54	20,05	57,08
Mexico	2,88	14,40	3,91	23,05	54,32
Mozambique	5,26	26,32	5,26	15,79	45,11
Moldavia	2,72	5,41	0,84	3,05	87,39
Mongolia	3,32	10,04	4,11	13,04	68,25
Myanmar	7,69	20,19	3,85	4,81	60,58
Namibia	9,43	14,15	4,72	20,75	50,94
Nepal	3,03	15,15	9,09	22,73	50,00

Country	The votes cast for the candidates, %				
	Zhirinovskiy V.V.	Zyuganov G.A.	Mironov S.M.	Prokhorov M.D.	Putin V.V.
Nigeria	3,65	7,29	3,65	17,19	66,15
Netherlands	3,40	12,64	6,60	46,35	27,80
Nicaragua	3,41	19,32	0,00	18,18	59,09
New Zealand	6,63	13,39	7,49	38,94	32,06
Norway	4,14	13,95	8,35	33,41	39,00
UAE	3,05	10,50	2,53	35,16	47,67
Oman	0,00	4,00	8,00	25,33	61,33
Pakistan	7,24	11,76	3,17	11,31	63,80
Panama	3,92	22,88	5,23	25,49	41,18
Paraguay	3,85	7,69	11,54	11,54	57,69
Peru	3,25	15,04	3,66	19,51	58,13
Poland	3,30	11,43	4,99	30,19	48,47
Portugal	3,45	9,01	3,62	28,70	54,04
Republic of Cameroon and Republic of Equatorial Guinea	6,16	8,90	6,85	13,01	63,70
Republic of Korea	4,43	12,96	4,64	32,51	43,84
Rwanda	10,87	21,74	2,17	15,22	50,00
Romania	2,81	8,67	3,51	15,22	69,09
Saudi Arabia	4,12	15,29	1,76	16,47	61,18
Seychelles	1,08	6,45	3,23	52,69	34,41
Senegal	1,33	17,33	6,67	16,00	53,33
Serbia	2,50	9,11	1,37	17,85	68,04
Singapore	2,70	13,10	5,78	48,75	27,36
Syria	3,29	10,77	1,25	3,38	81,05
Slovakia	2,08	14,54	3,26	24,33	54,90
Slovenia	4,31	13,54	2,46	22,77	55,38
Sudan	12,21	20,23	4,20	9,54	52,67
USA	2,51	9,35	4,04	52,41	29,97
Tajikistan	1,43	3,27	0,48	1,20	92,58
Thailand	4,75	12,75	3,88	39,69	38,31
Tanzania	12,00	6,67	2,67	5,33	72,00
Tunisia	3,32	8,86	1,11	11,91	74,24
Turkmenistan	2,23	9,10	1,17	4,01	81,99
Turkey	2,75	8,87	2,79	21,75	63,30
Uganda	9,45	24,73	4,73	10,91	48,00
Uzbekistan	2,41	8,45	1,46	6,00	80,94
Ukraine	4,73	8,00	1,54	8,89	76,09
Uruguay	5,00	15,00	8,75	20,00	51,25
Philippines	2,83	12,26	6,60	37,74	38,68
Finland	3,90	11,11	5,27	35,07	42,85
France and Monaco	3,84	14,45	6,97	41,26	31,47
Germany	2,16	9,39	4,06	33,23	49,86
Croatia	1,54	11,97	5,02	19,31	60,62
CAR	3,23	6,45	3,23	6,45	80,65
Chad	0,00	21,74	4,35	0,00	73,91
Montenegro	3,02	11,14	2,09	47,33	35,27

Country	The votes cast for the candidates, %				
	Zhirinovskiy V.V.	Zyuganov G.A.	Mironov S.M.	Prokhorov M.D.	Putin V.V.
Czech Republic	4,09	11,09	4,09	43,43	35,93
Chile	3,26	17,93	3,80	23,37	50,00
Switzerland	2,74	13,44	5,00	44,80	31,99
Sweden	4,72	12,80	6,79	36,46	37,04
Sri Lanka	4,38	18,25	2,19	29,93	43,07
Ecuador	2,58	16,13	2,58	21,29	54,19
Eritrea	4,76	9,52	0,00	19,05	66,67
Estonia	2,44	6,78	0,93	3,85	85,37
Ethiopia	3,98	18,41	1,49	17,91	57,21
RSA	6,43	8,81	4,05	28,81	49,52
Yuzhnaya Osetia (South Africa)	1,44	3,61	0,42	1,57	90,39
Jamaica	3,03	24,24	12,12	27,27	33,33
Japan	4,96	13,28	5,04	38,24	36,24

Chapter 13.

Sociological studies and election returns forecasts

13.1. Sociological studies

13.1.1. Federal and regional sociological studies

In the course of the Election of the President of the Russian Federation campaign on the 4th of March of the year 2012 the domestic sociological community shown a high activity. Varied in subjects pre-election studies were held by Federal and regional sociological services. Traditionally, the guiding role in this process belonged to the three largest sociological organizations of the country: Russian Public Opinion Research Center (VCIOM), Public Opinion Foundation (FOM), and Yuri Levada's Analytical Centre (Levada-Centre).

Considerable number of sociological studies concerned measurement of the candidates for the place of the President of the Russian Federation pre-election ratings, and also their level of confidence determination. Upon that, the sociologists aimed to determine the situation development dynamics and to fix current changes. The sociological studies were mainly self-motivated by nature, but a part of projects had their own requestor.

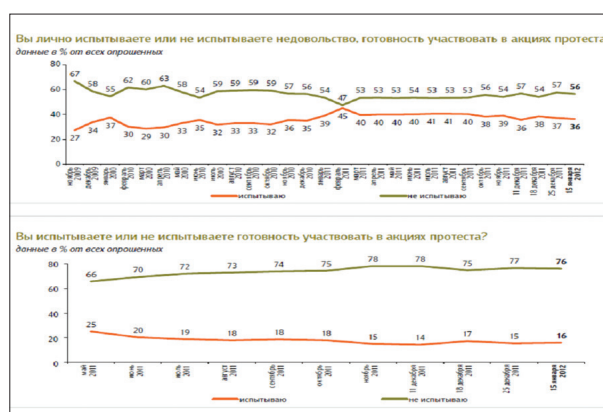
By virtue of the fact, that the Election of the President of the Russian Federation campaign chronologically included a part of the year 2011, the major part of sociological projects was represented by traditional "final measurements". The most interesting studies at 2011 year-end were Russian elite ratings at 2011 year-end and the poll "principle persons 2011" (especially, as related to a Russian politician of the year determination), initiated by VCIOM and "Levada-Centre". The aforementioned projects were performed on the basis of associated sampling at the same period of time (December 2011).

A considerable number of studies, pursued by domestic sociologists before presidential election, were related to assessment of the dynamics of protest moods and protest activity in Russian society after the election of deputies of the State Duma of the Federal Assembly of the Russian Federation of the sixth convocation.

Most of them contained situational characteristic over the whole country rather than regional activity.

VCIOM specialists were one of the first who pursued this kind of study. The opinion polls were held on the 17th-18th of December 2011, in accordance with standard sampling of the organization (1600 people in 138 settlements of 46 Russian regions, territories and republics), statistical error of the study didn't exceed 3,4 %. At that time, according to assessment of the aforementioned sociological service, 35 % of Russian citizen declared their support of protest activity, and 32 % of the pollees declared an indifferent attitude to the political meetings. Readiness to take part in them was declared only by 11 % of respondents*.

During the period from the 14th to 15th of January of the year 2012, protest activity of Russian citizens was assessed by FOM specialists according to sampling of 1500 people, residents of 100 settlements of 43 constituents of the Russian Federation. The obtained results shown serious disagreements between Russian citizens' declared and real protest activity. For example, according to FOM's data for the moment of the study 36 % of respondents felt somewhat of frustration over it, but only 16 % of the pollees declared their readiness of personal participation the meetings (see diagram below).



Dominants No.01-02. 19.01.2012. Public Opinion Foundation (www.fom.ru).

* See: Protest meetings: it is allowed to take to the streets, but only within limits, prescribed by law [Electronic resource] // Russian Public Opinion Research Center [web-site]. [2012]. URL: www.wciom.ru.

13.1.2. Thematic variety of sociological studies

During the period of preparation and administration of the Election of the President of the Russian Federation on the 4th of March of the year 2012, besides political results sociologists were interested in wide range of issues, surrounding the election:

- measure of Russian citizens' support of political reform of the country (including attitude to governors direct election conduct, facilitation of political parties registration procedure, etc.) and views on its most acceptable development path (evolutionary or revolutionary);
- citizens' of Russian Federation attitude to electoral system technical re-equipment (video cameras installation, extension of practice in Ballot Scanners and Ballot processing complex application);
- Russian citizens' opinions concerning electoral programs, articles, ideas and political parties offers;
- Russian citizens' level of confidence in observers (including international observers) at the election;
- Russian citizens' awareness of existing social organizations and civic initiatives (particularly, "League of Voters", "Citizen poet", "Citizen observer" and the Association "VOTE");
- Russian voters' level of confidence in Internet-resource, social networks.

Domestic sociologists dedicated a separate block of studies to assessment of possibility of repeat voting conduct at the Election of the President of the Russian Federation. We should notice, that the all-Russian pollings results suggested the candidate V.V. Putin's victory as far back as in the first round of the Presidential election. For example, according to the data from "Levada-Centre" (the polling was conducted on the 20-23rd of January 2012, according to representative all-Russian sampling of rural and urban population among 1600 people, aged 18 and older in 130 settlements of 46 regions of the country; statistic discrepancy doesn't exceed 3,4 %), 49 % of Russian citizens believed, that the Election of the President of the Russian Federation will be conducted in a fair way, and V.V. Putin won in the first (and sole) round of the election (53 %). The VCIOM's specialists provided similar data. According to the pollees' estimations (the study was conducted on the 4-5th of February 2012 according to the sampling of 1600 people in 138 settlements of 46 regions, territories and republics of the Russian Federation; statisti-

cal discrepancy didn't exceed 3,4 %), V.V. Putin should have won in the first round of voting (59 %). The adherents of the aforementioned point of view reasoned that V.V. Putin is supported by the majority of Russian citizens (35 %). Within the framework of the polling "Presidential election 2012: one or two ballots?" the FOM sociologists determined, that the majority of respondents were sure of V.V. Putin's victory even in the first ballot (85 %). Upon that, in 35 % of pollees opinion the Election of the President of the Russian Federation should have certainly passed in one ballot and definitely in one ballot (24 %).

One of the most important details of election campaign, related to the Election of the President of the Russian Federation on the 4th of March 2012 was greater attention to it from the part of voters and public. According to the results of the study "Election campaign: how does the society monitor it?", pursued by VCIOM, more than a half of Russian citizens (55 %) followed the course of the Presidential election. The highest interest to this subject was shown by M.D. Prokhorov's supporters (82 %), and also by elderly respondents (60 %), Moscovites and Petersburgers (63 %). Analytical and information TV-programs (66 %), and also television debates (62 %) were the main information source on presidential election campaign. More than a third of respondents indicated advertisement in media outlets as information source (36 %).

Suggestions, related to the electoral system reform, declared by D.A. Medvedev and V.V. Putin, were generally positively received. Upon that, the initiatives, concerning political parties registration procedure facilitation (45 %) and reduction of quantity of the signatures, required for the candidate registration of (44 %). got the lowest approval of Russian citizens. 76 % of respondents expressed themselves in favour of fitting the polling stations with web-cameras, 73 % – in favour of direct governors elections, 62 %* in favour of extension of political parties representation in the election commissions.

The sociological studies results showed, that the Russian citizens were ill-informed of civic initiatives, non-commercial and other social organizations, participating in election process in the country: 80 % of respondents knew nothing about the Association

* See: Political reform: pro and contra [Electronic resource] // Russian Public Opinion Research Center [web-site]. [2012]. URL: www.wciom.ru.

“GOLOS”, 78 % knew nothing about the project “Citizen observer”, and 72 % – about “League of voters”. Upon that almost a third of respondents believed that the “League of voters” activity was aimed to serve interests of its chiefs (19 %), non-system opposition (8 %) and foreign contributors (3 %)*.

13.1.3. Pre-election ratings of the candidates

In the course of the Election of the President of the Russian Federation campaign, domestic sociologists of federal and regional levels, remained focused on intermittent ratings tests of the candidates, contesting the election. They can be subdivided into federal and regional electoral ratings and estimations of confidence level in the candidates, contesting the election of the President of the Russian Federation on the 4th of March of the year 2012. The level of approval of D.A. Medvedev and V.V. Putin’s activity tests can be referred to the above-noted group of sociological studies (the comparative results of the above-noted studies are specified in the Appendix to the Chapter 13).

The federal tests resulting data evidence, that V.V. Putin’s electoral rating growth had place during the whole period of election campaign. For example, according to VCIOM version, it increased from 42,3 % (December 2011) to 58,1 % (following the test result at the end of campaign on the 11th of March 2012). Constant Pictures were submitted by FOM.

V.V. Putin’s electoral rating was appraised by the specialists of the above-mentioned service in 43 % in December 2011, and in March 2012 it increased to 54 %. According to “Levada-Centre” studies results, the candidate’s, being the election winner, electoral rating showed more considerable growth, having had increased during the period from December 2011 to March 2012 by 83 %. Coincidentally with this, in the

period from December 2011 to March 2012, V.V. Putin’s national confidence ratings and his activity approval Pictures were constantly increasing. Thus, even after protest actions in Moscow at Bolotnaya square and Sakharova avenue, Russian citizens didn’t stop to trust V.V. Putin, but expressed even more approval to his activity, demonstrated considerable willingness to vote for him at the Election of the President of the Russian Federation on the 4th of March of the year 2012.

A study pursued by the Sociology Institute of Russian Academy of Sciences with regard to regions in December 2011 present some features of interest. On the basis of the material of Nizhni Novgorod Region, the experts-sociologists cleared up, who do the region residents think to be the best President of the Russian Federation over its history. The respondents answers grouped out as follows: 5,9 % of people preferred B.N. Yeltsin, 10,9 % – D.A. Medvedev, a 83,2 % – V.V. Putin. Upon that, according to the sociologists’ data, approximately 60 % of Nizhni Novgorod residents showed support to V.V. Putin at the Presidential election on the 4th of March 2012.

It should be said, that the electoral ratings testing of the candidates contesting the the Election of the President of the Russian Federation on the 4th of March of the year 2012, was made particularly but not exclusively by their own order. For example, LLC “Knowledge management center” in the partnership with “Analytics Market Research Corporation” has pursued a study of Russian citizens electoral preferences by the order of the candidate M.D. Prokhorov. 50 % of the respondent, being absolutely sure of taking part in the vote, voiced support to V.V. Putin. G.A. Zyuganov ranked second (13 %), M.D. Prokhorov was behind him (12 %). V.V. Zhirinovskiy and S.M. Mironov considerably gave place to the three leaders (by 5 %).

Therefore, almost all the sociological studies stated high support of V.V. Putin from the part of voters.

13.1.4. Study of citizens’ attitude to technical re-equipment of the electoral system of the Russian Federation

In general, Russian citizens took a favorable view of CEC of Russia active efforts, related to technical re-equipment of Russian electoral system at preparation and conduct of the Election of the President of the Russian Federation on the 4th of March of the year 2012.

* See: Russian citizens about “League of voters”, project “Citizen poet”, National Front and United Russia [Electronic resource] // Yury Levada’s Analytical Centre [web-site]. [2012]. URL: <http://www.levada.ru/06-02-2012/rossiya-ne-o-lige-izbiratelei-proekte-grazhdanin-poet-narodnom-fronte-i-edinoi-rossii> (date of access - 06.06.2012) and Protesters, G. Yavlinskiy registration deny, and election control – part 2 [Electronic resource] // Yury Levada’s Analytical Centre [web-site]. [2012]. URL: <http://www.levada.ru/07-02-2012/o-protestuyushchikh-otkaze-v-registratsii-g-yavlinskomu-kontrolu-za-vyborami-chast-2> (date of access - 06.06.2012).

Table 13.1

Do you personally agree or disagree with the following suggestions of D. Medvedev and V. Putin? (closed question, one answer for every item)								
Suggestions	Respondents' opinion	All the pollees	Parties adherents					
			"FAIR RUSSIA"	Liberal-democratic Party of Russia	Communist Party of the Russian Federation	"UNITED RUSSIA"	Non-parliamentary parties	I wouldn't take part in the election
To fit all the polling stations with web-cameras and transmit the events through Internet	Partially agree	76	78	77	74	79	73	70
	Partially disagree	14	17	13	15	12	22	14
	Don't know/No answer	11	5	11	10	9	4	16

Political reform: pro and contra [Electronic resource] // Russian Public Opinion Research Center [web-site]. [2012]. URL: www.VCIOM.ru (date of access - 06.06.2012).

According to FOM data, the transparent ballot boxes installation was approved by 48 % of voters. In general, the following reasons of approval were cited: "there will be a possibility of keeping watch over the voting, controlling the election" (13 %), "there will be less violations" (11 %), "the election will be more fair and transparent" (8 %)*.

63 % of Russian citizen approved the web-cameras installation. The voters believed that this procedure would help to decrease the number of violations (18 %) and to make the election more fair and transparent (15 %). Upon that, 65 % of citizen weren't going to watch the voting in Internet. 22 % of respondents were going to watch video records from polling stations. It mostly concerned large cities inhabitants, 35–44 years old, having higher education and whose earnings were of above-average level**. According to the "Levada-Centre" poll's results, 41 % of voters have also noted, that the web-cameras installation will help to avoid electoral fraud***.

76 % of people, polled by VCIOM expressed their approval of web-cameras installation at the polling stations. Upon that, the representatives of all

the political parties displayed unanimity in this subject (Table 13.1).

Web-camera's installation at the polling stations efficiency at the election on the 4th of March 2012 has been also highly appraised by Russian voters. According to VCIOM post-election poll, the efficiency of the above-mentioned measure was noted by 70 % of respondents (Table 13.2).

The VCIOM studies results also evidence, that the web-cameras installation has allowed increasing the level of citizens' confidence in the election returns. According to the initiative national poll's data, that was conducted by the organization on the 18-19th of February 2012, 75 % of respondents believed, that in general, they would confide in the results of the Presidential election, conducted on the 4th of March 2012. Upon that, every forth pollee (25 %) was sure that the voting results will totally correspond to the voters' declaration of will****.

* See: Dominants: CCTV cameras and transparent ballot boxes installation at the polling stations: Russian citizens' opinion No. 01-02. 19.01.2012. "Public opinion" foundation (www.fom.ru).

** Ibidem

*** Protesters, G. Yavlinskiy registration deny, and election control – part 2 [Electronic resource] // Yury Levada's Analytical Centre [web-site]. [2012]. URL: <http://www.leva-da.ru/07-02-2012/o-protestuyushchikh-otkaze-v-registratsii-g-yavlinskoy-kontrol-z-vyborami-chast-2> (date of access – 06.06.2012).

**** See: 75% of Russian citizens have no doubt in the transparency of the upcoming election - poll [Electronic resource] // News feed of Information Agency "Interfax". [2012]. URL www.interfax.ru.

Table 13.2

Evaluate, please, the efficiency of the measures towards the increase of the election transparency, and anti-fraud measures? (closed question, one answer for every item)		
CCTV cameras installation at all the polling stations	January 2012	March 2012
Rather efficient measure, contributed to more fair way of election conduct	67	69
Rather inefficient measure, didn't contributed to more fair way of election conduct	24	21
Don't know/No answer	9	11

Presidential election – fair and clear? [Electronic resource] // Russian Public Opinion Research Center [web-site]. [2012]. URL: www.VCIOM.ru (date of access - 06.06.2012).

13.2. Sociological forecasts of election returns

13.2.1. Sociological forecasts competition

The national sociological forecasts competition, traditionally held at the election of the Election of the President of the Russian Federation became the greatest sociological research project. It was announced by the The Russian Center for Training in Election Technologies at CEC of Russia in February 2012.

The competition was held in several categories:

1) the most accurate voter turnout forecast (voter turnout predictive estimate at the Election of the President of the Russian Federation on the 4th of March 2012);

2) the most accurate forecast of part of votes, casted for an elected candidate (predictive estimate of percentage of the votes, casted for the elected candidate);

3) the most accurate cumulative forecast (predictive estimates of percentage of the votes, casted for the candidate for the place of the President of the Russian Federation on the 4th of March 2012);

4) the most accurate rank forecast (predictive estimate of places distribution according to the vote returns among the candidates, participated in the Election of the President of the Russian Federation on the 4th of March 2012);

5) the most accurate protest voting forecast (predictive estimates of informal votes quantity).

The sociological forecasts competition regulations on the Election of the President of the Russian Federation on the 4th of March 2012 provided the

possibility of its holding in two rounds (depending on in which round the President of the Russian Federation would be elected). The quantity of the bids, submitted for participation in the sociological forecasts competition at election of the President of the Russian Federation, comparing with similar competition “Election of the President of Russia – 2008” increased by 3,3.

First of all, the regional representation of the competitors increased. For example, if only three regional organizations took part in the sociological forecasts competition “Election of the President of Russia – 2008”, then within the framework of the actual competition, bids from more than 24 sociological organizations and experts, performing their activity in the constituents of the Russian Federation, were submitted (approximately 70 % of all the competitive bids). Within the framework of the competition, the bids were accepted from the following constituents of the Russian Federation: Bashkortostan Republic (Ufa city), Mordovian Republic (Saransk city), Krasnodar Territory (Krasnodar city), Perm Territory (Perm city), Primorski Territory (Vladivostok city), Astrakhan Region (Astrakhan city), Irkutsk Region (Irkutsk city, Angarsk city), Moscow region (Cherkizovo settlement), Novgorod Region (Velikiy Novgorod city), Omsk Region (Omsk city), Sverdlovsk Region (Yekaterinburg city), Smolensk Region (Smolensk city), Tambov Region (Tambov city), Tver Region (Tver city), Tyumen Region (Tyumen city), Ulyanovsk Region (Ulyanovsk city), city of federal importance Saint-Petersburg, Khanty – Mansi Autonomous area (Surgut city).

Traditionally, three leading domestic sociological services took part in the competition: “Public

opinion" foundation (FOM) via Institute of "Public opinion" foundation (InFOM), Russian Public Opinion Research Center (VCIOM) and Yuri Levada Analytical Center ("Levada-Center"). Along with them the other federal and regional sociological organizations, participation of which in the competition became traditional, to the RCTET (Russian Center for Training in Election Technologies) at CEC of Russia. 21 participants submitted their bids for the first time.

All the participants of the competition can be conditionally subdivided by 4 groups:

- 1) specialized sociological organizations and services (the biggest group, including 18 competitors);
- 2) marketing organizations (7 competitors);
- 3) Russian higher educational institutions representatives (6 competitors);
- 4) political experts (2 competitors).

It is important to note, that for the first time for the whole time of organization and holding of this type of competitions by RCTET at CEC of Russia, a considerable part of competitors, was represented by Russian higher educational institutions representatives side by side with sociological and marketing organizations.

The most popular forecasting methods within the framework of the actual competition were: expert estimations, mass surveys and computer modeling. Domestic sociologists, while performing electoral forecasting, fully took into account new realities, connected with communication field extension, for which reason they conducted a set of pollings in social networks.

The following organizations became winners of the competition:

1. FSBEI HPO "Smolensk state university" (Smolensk city) is nominated as "The most accurate voter turnout forecast" – The difference between the average forecast of the competitors and official CEC of Russia results made only 0,2 %;
2. FSBEI HPO "Russian state university of tourism and service" (Moscow region, Cherkizovo settlement) is nominated as "The most accurate forecast of part of votes, casted for an elected candidate" What stands out in the results is a considerable quantity of sociological organizations, whose deviations in predictive estimates by this parameter fell into the interval, equal to the sampling standard error ($\pm 3\%$);
3. "Marketing and investment projects" LLC (MIP, Moscow city) is nominated as "The most

accurate cumulative forecast";

4. 10 competitors at once, successfully forecasted the vote returns and were nominated as "The most accurate rank forecast", there are: Institute of "Public opinion" foundation (InFOM, Moscow city), Russian Public Opinion Research Center (VCIOM, Moscow city), Science foundation "Baikal Analytical Center (Irkutsk city), KUOO "Public relations regional center (Omsk city), Sociological center "Opinion" (Irkutsk city), Agency Агентство "Sociological Department of Operational Research" SDOR, Perm city), Sociological service "Barometer" (Moscow city), FSBEI HPO "Smolensk state university" (Smolensk city), "Marketing and investment projects" LLC (MIP, Moscow city), Yelena Vladimirovna Panchenko, chief consultant of analysis and public opinion research division of Communication department of Tver region Government establishment (Tver city);

5. "Levada-Center" (Moscow city) is nominated as "The most accurate forecast of protest voting level". The average competitors' forecast by the above-mentioned parameter, was almost completely coincident with CEC of Russia official results, the difference made only 0,78 %.

The forecast results in comparison with official vote returns, represented in the tally sheets and diagrams are shown in the Appendix to the Chapter 13.

The early competition results were announced in the course of CEC Information center of Russia "Election-2012" at 10:00 Moscow time on the 5th of March 2012. Official competition results were announced on the 19th of March 2012 within the framework of awards ceremony for the competition winners and awardees. The winners in every nomination of the competition were awarded with CEC of Russia diplomas. A full report on the bids processing is allocated at RCTET at CEC of Russia official web-site in Internet (www.rcoit.ru).

According to the results of sociological forecasts competition, related to the Election of the President of the Russian Federation the 4th of March 2012, the vote returns became expectable for Russian sociological organizations and experts. The majority of competitors approached very close to the official CEC of Russia result. The estimations, concerning the election winner, V.V. Putin turned out to be of rather high quality. Absolute majority of domestic professional sociological services made a forecast of one round election.

Electoral successes of the candidates G.A. Zyuganov, M.D. Prokhorov and S.M. Mironov showed stability and foreseeability. Only the vote returns for V.V. Zhirinovskiy became a big surprise for domestic sociological services. Professional sociological association, represented by the competitors predicted him a considerably higher election returns Pictures. Most of all the federal and regional sociologists and political experts overestimated the candidate's electoral success. Average overestimation value made 2,88 %.

In spite of opposition acting, a sequence of meeting actions, the protest vote level at the Election of the President of the Russian Federation on the 4th of March 2012 turned to be low, which coincided with Russian sociologists expectations. The corresponding competition nomination confirmed the sociologists' supposition of small number of informal votes.

In general, the competition results evidence good predictability of the election process course in the country and vote returns of the election of the President of the Russian Federation.

13.3. Exit polls

At the election day, on the 4th of March 2012 federal and regional sociological services conducted exit polls.

Central Election Commission of the Russian Federation in anticipation of the presidential election on the 4th of March 2012 rendered assistance to FOM, VCIOM, CJSC "Analytica" (Moscow city) in exit polls conduct. The latter sociological organization pursued the study in 14 constituents of the Russian Federation. But if FOM and VCIOM have presented their exit polls results almost immediately after close of the polls, having had made this information publicly available, CJSC "Analytica" hasn't published its results.

Among regional sociological services, making exit polls and provided the open access to the obtained results, the following organizations should be noted: "White house" and "Students' initiative" (Saint-Petersburg city) and "Eidos" (Buriat Republic). The above-mentioned organizations pursued exit polls at the sampling of up to 10 000 people. It would seem that the obtained results, shown regional particularities of Russian voters' electoral preferences. For example, in Saint-Petersburg, considerably big number of respondents displayed their support to the

candidate M.D. Prokhorov (19-22 %) and, at the same time – small Pictures of the support, comparing with all-Russian level and official CEC of Russia returns for the candidate G.A. Zyuganov (9,1-9,9 %). In the Buriat Republic the voting level for the candidate V.V. Putin was higher than all over Russia (67,1 %), and M.D. Prokhorov, to the contrary, wasn't very popular with voters (6,5 %).

Federal exit polls confirm to the full extent official data from CEC of Russia. Existing discrepancies stay within qualitative sampling standard error value.

Comparative data of the published federal and regional exit polls at the Election of the President of the Russian Federation on the 4th of March 2012 are specified in the Appendix to the Chapter 13.

13.4. Post-election opinion poll

Within the framework of post electoral opinion polls, sociologists evaluated Russian citizens opinions and judgments on the course of the over past election of the President of the Russian Federation, its returns and also measures, directed towards increase of the voting procedure transparency.

According to VCIOM appraisals, 44 % of Russian citizen believe, that the election returns of the 4th of March 2012 are adequate and correspond to the voters' will expression*. The FOM specialists affirm, that the evaluation of the fairness of the over past election ranges from 56 to 61 %. Upon that, the more time passes from the election day, the more doubts are displayed by the respondents about the fairness of the election**.

VCIOM sociologists affirm that for 92 % of our citizen its results were rather expectable***. 55 % of respondents pointed that they know nothing about violations in the course of election. The voters, that have heard anything about it, said that they had got this information from mass media (34 %).

Domestic sociologists also tried to reveal an electoral base of every candidate, taking part at the

* Presidential election – fair and clear? [Electronic resource] // Russian Public Opinion Research Center [web-site]. [2012]. URL: www.wciom.ru

** See.: Dominants: Presidential election 2012 - No. 12. 29.03.2012. "Public opinion" foundation (www.fom.ru).

*** See: Election returns: astonishing or expectable? [Electronic resource] // Russian Public Opinion Research Center [web-site]. [2012]. URL: www.wciom.ru.

Election of the President of the Russian Federation on the 4th of March 2012, and its characteristics. The VCIOM study results evidence the fact that mostly women (69 %) voted in favour of V.V. Putin and the respondents, that don't use Internet in everyday life (68 %). The number of highly educated respondents made 58 %, and financially disadvantaged citizens – 45 %. The highest level of electoral support of V.V. Putin was shown in small towns and villages (70 % against 45 % in Moscow city and Saint-Petersburg city).

The candidate G.A. Zyuganov was mostly supported by elderly (28 %), poorly educated (20 %) and financially disadvantaged (26 %) citizens and also respondents, that doesn't use Internet (20 %). The most considerable support to the above-mentioned candidate was provided by voters from Moscow city and Saint-Petersburg city (22 %), and medium cities (18 %).

The candidate M.D. Prokhorov was mostly supported by highly educated people (11 %), on the right side of 45 years old (9-10 %) and people, that often use Internet (11 %). The inhabitants of the both capitals actively voted in favour of the above-mentioned candidate (17 %).

V.V. Zhirinovsky was mainly supported by men (9 %), poorly educated voters (10 %), and also Internet-users (9 %). The inhabitants of Moscow city and Saint-Petersburg city actively voted in

favour of the above-mentioned candidate (11 %).

The candidate S.M. Mironov was mainly supported by well-to-do voters (7 %) and large cities inhabitants (5 %)*.

“Levada-Center” sociologists didn't obtain certain data. According to their estimations, the elder age group (55 years and older), that actively supported the candidate G.A. Zyuganov at the same time with V.V. Putin. Voters of 40-54 years old voted in favour of the candidate V.V. Putin with less activity.

The post-election researches, concerning electoral positions of the citizens and their stability seems also interesting.

According to “Levada-Center” estimations, 44 % of Russian citizens decided, in favour of which candidate they would vote at the Election of the President of the Russian Federation on the 4th of March 2012, long before the beginning of federal electoral period. But, every twentieth voter took the decision, which candidate he would support, only at the election day**.

VCIOM sociologists cleared up, that every tenth Russian citizen changed his choice in the course of election campaign. V.V. Zhirinovsky's adherents turned out to be the most stable in their choice, and M.D. Prokhorov's campaign, aimed to attract the voters became the most efficient (36 % of voters, supported him, originally planned to support another candidate)***.

* See: Summarizing presidential election. Who voted and how did they vote on the 4th of March 2012 [Electronic resource] // Russian Public Opinion Research Center [web-site]. [2012]. URL: www.wciom.ru

** See: Presidential election: how did social groups voted? [Electronic resource] // Yury Levada's Analytical Centre [web-site]. [2012]. URL: <http://www.levada.ru/27-03-2012/vybory-prezidenta-kak-golosovali-sotsialnye-gruppy> (date of access - 06.06.2012).

*** See: President of Russia election: concluding remarks [Electronic resource] // Russian Public Opinion Research Center [web-site]. [2012]. URL: www.wciom.ru.

Predicting electoral activity and the results of voting

Comparative general federal electoral ratings of candidates participating in the election
of the President of the Russian Federation, March 4, 2012, %

	VCIOM												Levada-Center			FOM				
	11.12.2011	18.12.2011	25.12.2011	07.01.2012	14.01.2012	21.01.2012	28.01.2012	05.02.2012	12.02.2012	19.02.2012	25.02.2012	11.03.2012	18.03.2012	December 2011	January 2012	February 2012	March 2012			
Zhirinovskiy V.V.	8,8	8,5	8,2	9	9	9	8	8	8	8,6	6,9	5,5	7,3	7	5	8	10	10	7	6
Zyuganov G.A.	10,9	11,8	10,2	10	11	11	8	10	9	10,8	10,6	13,4	10,7	6	8	15	11	11	9	10
Mironov S.M.	4,7	5,4	5,2	5	4	6	4	3	5	4,3	3,7	5,8	7,2	2	4	6	4	3	2	2
Prokhorov M.D.	0,7	2,8	4,1	3	2	4	4	5	6	5,6	6,4	2,7	2,3	2	4	5	4	4	4	6
Putin V.V.	42,3	44,7	45,0	48	52	49	52	53	55	53,5	55,9	58,1	57,5	36	37	66	43	45	50	54
Would not participate in the election	11,3	10,3	9,8	9	10	9	11	10	8	7,8	6,6	9,5	7,9	9	14		10	11	9	12
Cannot say	15,4	10,2	11,7	10	9	9	10	10	9	8	8,8	3,7	5,4	22	17		12	13	18	8

Comparative regional electoral ratings of Russian politicians, including candidates participating in the election of the President of the Russian Federation, March 4, 2012, %

	VCIOM		Petersburg socio-logical center "Megapolis"	Far Eastern Consulting Center (Vladivostok)	Lipetsk Center for Public Opinion	Service of Public opinion of the Komi Republic	Institute for Regional Development (IRD, Pskov region)
	Moscow	Saint-Petersburg					
Zhirinovskiy V.V.	6	5	3	8,3	8	9	5-10
Zyuganov G.A.	8	5	9,4	18,3 (in the active part of the electorate – 25)	17	12	12
Mironov S.M.	4	5	4,3	–	–	6	5-10
Prokhorov M.D.	12	11	10,6	11,7 (in the active part of the electorate – 18)	–	6	5-10
Putin V.V.	43	47	51	20 (in the active part of the electorate – 30)	54	54	45
Yavlinsky G.A.	5	5	–	–	–	–	–
Mezentsev D.E.	0	0	–	–	–	–	–
Another	2	2	–	–	–	–	–
Will come and spoil the ballot	2	2	–	–	–	–	–
Would not participate in the election	8	7	–	–	–	–	–
Cannot say	9	12	–	–	–	–	about 30
TIME OF RESEARCH			February 2012	January 2012	15-24 January 2012	19-26 January 2012	

Comparative assessment of the level of confidence for Russian politicians, including candidates who participated in the election of the President of the Russian Federation, March 4, 2012, %

Rating		Trusted by								Do not trust											
Organization		VCIOM				FOM				Levada-Center				VCIOM				FOM			
Month, year		December 2011	January 2012	February 2012	March2012	December 2011	January 2012	February 2012	March2012	December 2011	January 2012	February 2012	March2012	December 2011	January 2012	February 2012	March2012				
Politicians																					
	Putin V.V.	40	45	50	54	45	46	53	55	41	41	41	44	12	11	11	11				
	Medvedev D.A.	24	27	26	23	38	40	43	45	31	28	26	28	10	8	7	7				
	Zyuganov G.A.	12	13	11	12					15	12	14	14	11	14	20	19				
	Zhirinovskiy V.V.	10	11	8	7					16	12	10	9	19	23	33	31				
	Prokhorov M.D.	3	3	5	6					5	4	8	8	5	5	11	15				
	Mironov S.M.	7	7	6	5					10	8	9	6	3	4	8	9				
	Yavlinsky G.A.	0	1	1	1									7	9	2	3				
	Шойгу С.К.	2	2	1	1					12	11	11	9								

The trusted by Medvedev D.A. and Putin V.V., %

	Levada-Center					VCIOM			
	December 2011	January 2012	February 2012	March 2012	December 2011	January 2012	February 2012	March 2012	March 2012
Trusted by	57	57	61	61	52	56	60	64	64
Do not trust	42	41	38	38	33	30	27	24	24

	Levada-Center					VCIOM			
	December 2011	January 2012	February 2012	March 2012	December 2011	January 2012	February 2012	March 2012	March 2012
Putin V.V.									
Trusted by	63	64	66	68	54	59	63	66	66
Do not trust	36	34	34	31	34	31	28	26	26

**Contestants sociological forecasts on the election of the President
of the Russian Federation, March 4, 2012**

№ item	Organization	City
1	« UNO-Marketing»	Omsk*
2	Agency “Marketing Bureau“	Ekaterinburg*
3	Agency “ Sociological Office of Operational Research“ (SOOR)	Perm*
4	Yuri Levada Analytical Center (Levada-Center)	Moscow
5	All-Russian Public Opinion Research Center (VCIOM)	Moscow
6	GBOU VPO “Bashkir Academy of Public Service and Administration of the President of the Republic of Bashkortostan” (BAPSA of PRB)	Ufa*
7	GOU VPO “ Surgut State University, Khanty-Mansi Autonomous Area “ (SSU, KMAA)	Surgut, Khanty-Mansi Autonomous Area*
8	Far Eastern Consulting Center	Vladivostok*
9	JSC «Analitika”	Moscow
10	JSC “Business Port”	Saint-Petersburg*
11	Institute for Social Research	Moscow
12	Institute for Comparative Social Research (ICSR)	Moscow
13	Research team “Region-M”	Saransk*
14	Consulting ABC	Astrakhan*
15	KUOO “Regional Center for Public Affairs”	Omsk*
16	Marketing Agency “BusinessMag”	Angarsk, Irkutsk Region*
17	Marketing and Investment Projects (MIP)	Moscow
18	Municipal autonomous institution “DIALOG”	Veliky Novgorod*
19	Scientific Association “Baikal Analytical Center”	Irkutsk*
20	National Agency of socio-political and economic advice “OPTIMA PROEKT”	Moscow
21	OKGU “Analitika”	Ulyanovsk*
22	Panchenko Elena Vladimirovna	Tver*
23	Sociological Service “Barometr”	Moscow
24	Sociological Center “Mnenie”	Irkutsk*
25	Sociological agency “Supervisor”	Perm*
26	FGBOU VPO”Astrakhan State Technical University” (ASTU)	Astrakhan*
27	FGBOU VPO” Russian State University of Tourism and Service “ (RSU of TaS)	vil. Cherkizovo, Moscow Region*
28	FGBOU VPO” Smolensk State University“ (SSU)	Smolensk*
29	FGBOU VPO” Tyumen State University“ (TSU)	Tyumen*
30	Fedorov Vladislav Ivanovich	Tambov*
31	Foundation “Public Opinion” (FOM)	Moscow
32	Foundation “Petersburg Politics”	Saint-Petersburg *
33	Center for Applied Sociology and Political Science	Krasnodar*
Total: 33 participants		

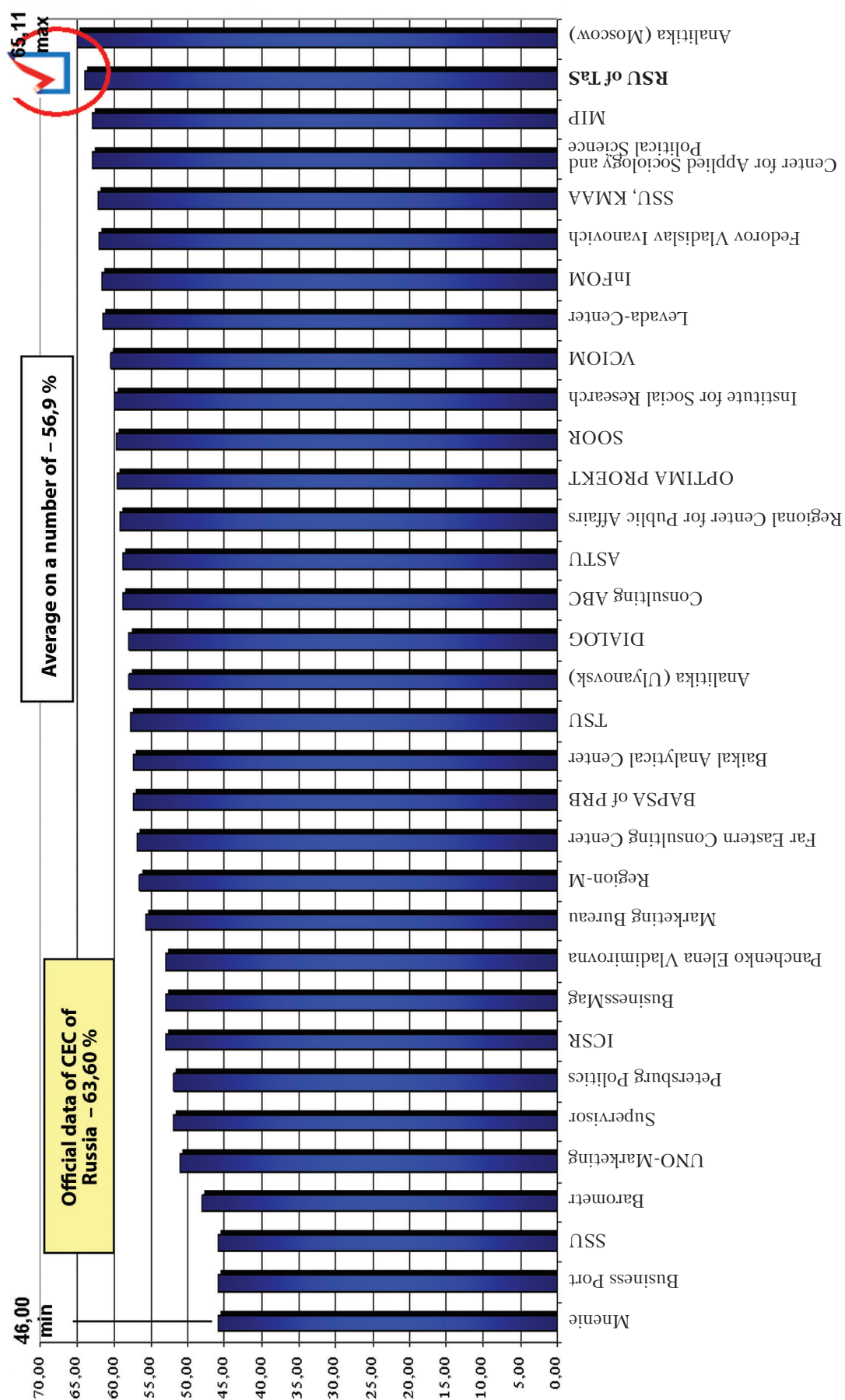
* Contestants who submitted the ticket from the subjects of the Russian Federation.



Deviations from the targets of the official results of the Central Election Commission of Russia on voter turnout

Organizations	Estimated Pictures on turnout, %	Official summary data of the CEC Russia, %	Deviations from the CEC of Russia (in absolute terms)	Final Rank
SSU	65,00	65,34	0,34	1
Institute for Social Research	66,00	65,34	0,66	2,5
ICSR	66,00	65,34	0,66	2,5
VCIOM	66,20	65,34	0,86	4,5
Consulting ABC	66,20	65,34	0,86	4,5
Baikal Analytical Center	64,30	65,34	1,04	6
inFOM	66,50	65,34	1,16	7
Supervisor	64,00	65,34	1,34	8,5
Analitika (Ulyanovsk)	64,00	65,34	1,34	8,5
Regional Center for Public Affairs	63,80	65,34	1,54	10
DIALOG	67,00	65,34	1,66	11
Region-M	63,50	65,34	1,84	12
BAPSA of PRB	67,20	65,34	1,86	13
SSU, KMAA	67,30	65,34	1,96	14
TSU	63,00	65,34	2,34	15,5
Panchenko E. V.	63,00	65,34	2,34	15,5
Petersburg Politics	68,00	65,34	2,66	17
OPTIMA PROEKT	68,20	65,34	2,86	18
SOOR	62,05	65,34	3,29	19
Center for Applied Sociology and Political Science	62,00	65,34	3,34	20,5
Far Eastern Consulting Center	62,00	65,34	3,34	20,5
Analitika (Moscow)	69,30	65,34	3,96	22
Marketing Bureau	61,00	65,34	4,34	23
Fedorov V.I.	70,11	65,34	4,77	24
Levada-Center	60,30	65,34	5,04	25
UNO-Marketing	71,00	65,34	5,66	26
ASTU	59,00	65,34	6,34	27
MIP	72,00	65,34	6,66	28
Barometr	58,00	65,34	7,34	29
RSU of TaS	76,00	65,34	10,66	30
Business Port	54,00	65,34	11,34	31
Mnenie	47,00	65,34	18,34	32
BusinessMag	85,00	65,34	19,66	33

Projected estimates and the results of voting for the candidate of Putin V.V.



Отклонения прогнозных показателей от официальных результатов ЦИК России по результатам голосования за кандидата В.В. Путина

Organizations	Estimated Pictures voting for a candidate Putin V.V., %	Official summary data of the CEC Russia, %	Deviations from the CEC of Russia (in absolute terms)	Final Rank
RSU of TaS	64,00	63,60	0,40	1
Center for Applied Sociology and Political Science	63,00	63,60	0,60	2,5
MIP	63,00	63,60	0,60	2,5
SSU, KMAA	62,20	63,60	1,40	4
Analitika (Moscow)	65,11	63,60	1,51	5
Fedorov V.I.	62,00	63,60	1,60	6
inFOM	61,70	63,60	1,90	7
Levada-Center	61,50	63,60	2,10	8
VCIOM	60,50	63,60	3,10	9
Institute for Social Research	60,00	63,60	3,60	10
SOOR	59,68	63,60	3,92	11
OPTIMA PROEKT	59,50	63,60	4,10	12
Regional Center for Public Affairs	59,20	63,60	4,40	13
Consulting ABC	58,80	63,60	4,80	14,5
ASTU	58,80	63,60	4,80	14,5
DIALOG	58,00	63,60	5,60	16
Analitika (Ulyanovsk)	57,90	63,60	5,70	17
TSU	57,78	63,60	5,82	18
Baikal Analytical Center	57,50	63,60	6,10	19
BAPSA of PRB	57,40	63,60	6,20	20
Far Eastern Consulting Center	57,00	63,60	6,60	21
Region-M	56,50	63,60	7,10	22
Marketing Bureau	55,60	63,60	8,00	23
ICSR	53,00	63,60	10,60	24-26
BusinessMag	53,00	63,60	10,60	24-26
Panchenko E. V.	53,00	63,60	10,60	24-26
Supervisor	52,00	63,60	11,60	27,5
Petersburg Politics	52,00	63,60	11,60	27,5
UNO-Marketing	51,00	63,60	12,60	29
Barometr	48,00	63,60	15,60	30
Mnenie	46,00	63,60	17,60	31-33
Business Port	46,00	63,60	17,60	31-33
SSU	46,00	63,60	17,60	31-33

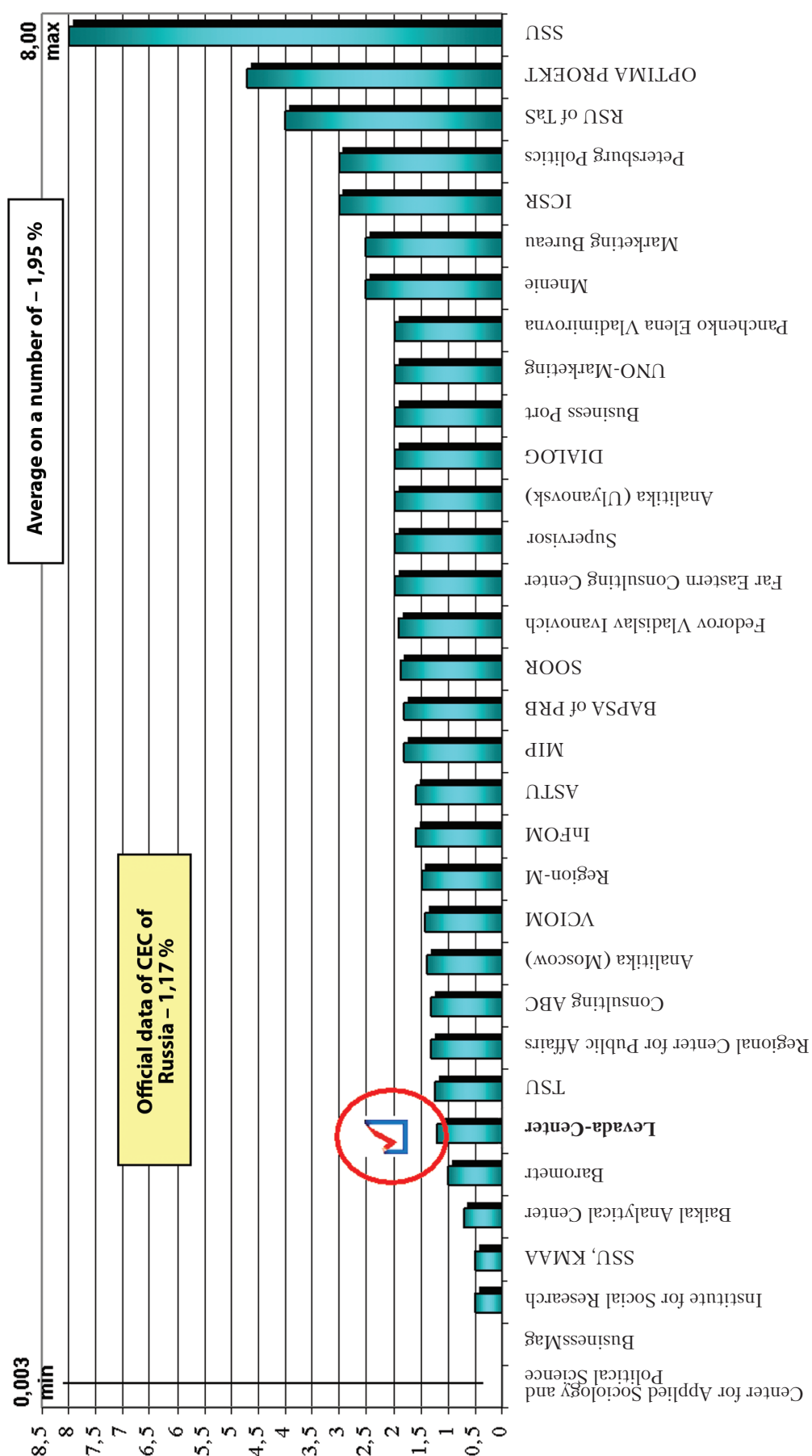
The calculation results in the nomination "The most accurate integral prognosis"

Organizations	DI	RI	D2	R2	D3	R3	D4	R4	SD	SR
MIP	6,03	1,0	5,39	2,0	0,66	2,5	0,0	6,0	2,875	1
inFOM	6,73	3,0	5,59	3,0	0,64	1,0	0,0	6,0	3,25	2
VCIOM	7,93	4,0	5,91	4,0	0,72	6,5	0,0	6,0	5,125	3
Levada-Center	3,09	2,0	5,29	1,0	0,66	2,5	0,1	19,0	6,125	4
Regional Center for Public Affairs	9,43	7,0	6,22	6,0	0,76	8,0	0,0	6,0	6,75	5
SOOR	10,09	10,0	6,74	11,0	0,69	4,5	0,0	6,0	7,875	6
RSU of TaS	9,23	6,0	6,38	7,5	0,82	15,0	0,0	6,0	8,625	7
Fedorov V.I.	8,73	5,0	6,02	5,0	0,77	9,5	0,1	19,0	9,625	8
Analitika (Moscow)	9,73	8,0	6,38	7,5	0,72	6,5	0,1	19,0	10,25	9
ASTU	11,13	12,0	6,72	10,0	0,69	4,5	0,1	19,0	11,375	10
TSU	11,58	13,0	6,42	9,0	0,78	12,0	0,1	19,0	13,25	11
Institute for Social Research	9,83	9,0	6,84	12,0	0,79	14,0	0,1	19,0	13,5	12
Analitika (Ulyanovsk)	12,13	15,0	7,35	16,0	0,77	9,5	0,1	19,0	14,875	13
Far Eastern Consulting Center	12,73	16,0	7,02	13,0	0,78	12,0	0,1	19,0	15	14
Baikal Analytical Center	14,65	18,5	8,14	20,0	1,00	21,0	0,0	6,0	16,375	15
SSU	24,37	27,0	9,29	24,0	0,78	12,0	0,0	6,0	17,25	16
Region-M	14,83	20,0	7,30	15,0	0,93	17,0	0,1	19,0	17,625	17
Center for Applied Sociology and Political Science	10,69	11,0	7,03	14,0	1,02	22,0	0,3	29,0	19	18
Consulting ABC	14,63	18,5	8,01	19,0	0,99	20,0	0,1	19,0	19,125	19
SSU, KMAA	11,99	14,0	4,65	17,0	1,04	25,0	0,3	29,0	21,25	20
ICSR	21,33	24,0	9,57	25,0	0,95	18,0	0,1	19,0	21,5	21-22
Mnenie	33,87	31,0	11,50	30,0	0,96	19,0	0,0	6,0	21,5	21-22
Panchenko E. V.	22,73	26,0	9,65	26,0	1,14	29,0	0,0	6,0	21,75	23
OPTIMA PROEKT	13,69	17,0	7,92	18,0	1,03	23,5	0,3	29,0	21,875	24
Marketing Bureau	18,63	22,0	9,23	22,0	1,05	26,5	0,1	19,0	22,375	25
Petersburg Politics	21,37	25,0	9,24	23,0	1,03	23,5	0,1	19,0	22,625	26
Business Port	34,37	33,0	10,25	28,0	0,85	16,0	0,1	19,0	24	27
DIALOG	20,73	23,0	9,90	27,0	1,07	28,0	0,1	19,0	24,25	28
BAPSA of PRB	16,09	21,0	8,41	21,0	1,05	26,5	0,3	29,0	24,375	29
Barometr	31,37	30,0	11,85	32,0	1,28	31,0	0,0	6,0	24,75	30
UNO Marketing	30,33	29,0	11,73	31,0	1,23	30,0	0,3	29,0	29,75	31
Supervisor	28,33	28,0	11,28	29,0	1,40	32,0	0,4	32,5	30,375	32
BusinessMag	34,33	32,0	12,84	33,0	1,48	33,0	0,4	32,5	32,625	33

The calculation results in the nomination "The most accurate prognosis rank"

Organizations	Ranks												Calculation of Scoring Points		S	τ
	Mironov S.M.		Zhirinovskiy V.V.		Prokhorov M.D.		Zyuganov G.A.		Putin V.V.							
	N _x	N _y	N _x	N _y	N _x	N _y	N _x	N _y	N _x	N _y	“+”	“-”				
Business Port	1	1	2	2	3	4	4	3	5	5	9	1	8	0.8		
Center for Applied Sociology and Political Science	1	2	2	3	3	1	1	4	5	5	8	2	6	0.6		
Consulting ABC	1	1	2	3	3	2	2	4	4	5	9	1	8	0.8		
Analitika (Ulyanovsk)	1	1	2	3	3	2	2	4	4	5	9	1	8	0.8		
Far Eastern Consulting Center	1	1	2	3	3	2	2	4	4	5	9	1	8	0.8		
Baikal Analytical Center	1	1	2	2	3	3	3	4	5	5	10	0	10	1		
Supervisor	1	3	2	2	3	1	1	4	5	5	7	3	4	0.4		
Institute for Social Research	1	1	2	3	3	2	2	4	5	5	9	1	8	0.8		
BAPSA of PRB	1	2	2	3	3	1	1	4	5	5	8	2	6	0.6		
Regional Center for Public Affairs	1	1	2	2	3	3	3	4	5	5	10	0	10	1		
DIALOG	1	1	2	2	3	4	4	3	5	5	9	1	8	0.8		
Fedorov V.I.	1	1	2	3	3	2	2	4	5	5	10	1	9	0.9		
RSU of TaS	1	1	2	2	3	3	3	4	5	5	9	0	9	0.9		
Petersburg Politics	1	2	2	1	3	3	3	4	5	5	9	1	8	0.8		
Marketing Bureau	1	1	2	3	3	2	2	4	5	5	9	1	8	0.8		
TSU	1	1	2	3	3	2	2	4	5	5	9	1	8	0.8		
ASTU	1	1	2	3	3	2	2	4	5	5	9	1	8	0.8		
UNO Marketing	1	2	2	3	3	1	1	4	5	5	8	2	6	0.6		
ICSR	1	1	2	3	3	2	2	4	5	5	9	1	8	0.8		
inFOM	1	1	2	2	3	3	3	4	5	5	10	0	10	1		
MIP	1	1	2	2	3	3	3	4	5	5	10	0	10	1		
Mnenie	1	1	2	2	3	3	3	4	5	5	10	0	10	1		
SSU	1	1	2	2	3	3	3	4	5	5	10	0	10	1		
SOOR	1	1	2	2	3	3	3	4	5	5	10	0	10	1		
SSU, KMAA	1	2	2	3	3	1	1	4	5	5	8	2	6	0.6		
Barometr	1	1	2	2	3	3	3	4	5	5	10	0	10	1		
VCIOM	1	1	2	2	3	3	3	4	5	5	10	0	10	1		
OPTIMA PROEKT	1	2	2	3	3	1	1	4	5	5	8	2	6	0.6		
Region-M	1	1	2	3	3	2	2	4	5	5	9	1	8	0.8		
Analitika (Moscow)	1	1	2	3	3	2	2	4	5	5	9	1	8	0.8		
BusinessMag	1	3	2	2	3	1	1	4	5	5	7	3	4	0.4		
Panchenko E. V.	1	1	2	2	3	3	3	4	5	5	10	0	10	1		
Levada-Center	1	1	2	3	3	2	2	4	5	5	9	1	8	0.8		

Projected estimates and official results of the number of invalid ballots



Deviations from the targets of the official results of the CEC of Russia by number of invalid ballots

Organizations	Projected indicators on the percentage of invalid ballots, %	Official summary data of the CEC Russia, %	Deviations from the CEC of Russia (in absolute terms)	Final Rank
Levada-Center	1,20	1,17	0,03	1
TSU	1,23	1,17	0,06	2
Regional Center for Public Affairs	1,30	1,17	0,13	3,5
Consulting ABC	1,30	1,17	0,13	3,5
Barometr	1,00	1,17	0,17	5
Analitika (Moscow)	1,38	1,17	0,21	6
VCIOM	1,40	1,17	0,23	7
Region-M	1,50	1,17	0,33	8
inFOM	1,60	1,17	0,43	9,5
ASTU	1,60	1,17	0,43	9,5
Baikal Analytical Center	0,70	1,17	0,47	11
MIP	1,80	1,17	0,63	12,5
BAPSA of PRB	1,80	1,17	0,63	12,5
Institute for Social Research	0,50	1,17	0,67	14,5
SSU, KMAA	0,50	1,17	0,67	14,5
SOOR	1,88	1,17	0,71	16
Fedorov V.I.	1,91	1,17	0,74	17
Far Eastern Consulting Center	2,00	1,17	0,83	18-24
Supervisor	2,00	1,17	0,83	18-24
Analitika (Ulyanovsk)	2,00	1,17	0,83	18-24
DIALOG	2,00	1,17	0,83	18-24
Business Port	2,00	1,17	0,83	18-24
UNO-Marketing	2,00	1,17	0,83	18-24
Panchenko E.V.	2,00	1,17	0,83	18-24
BusinessMag	0,01	1,17	1,16	25
Center for Applied Sociology and Political Science	0,003	1,17	1,167	26
Mnenie	2,50	1,17	1,33	27,5
Marketing Bureau	2,50	1,17	1,33	27,5
ICSR	3,00	1,17	1,83	29,5
Petersburg Politics	3,00	1,17	1,83	29,5
RSU of TaS	4,00	1,17	2,83	31
OPTIMA PROEKT	4,70	1,17	3,53	32
SSU	8,00	1,17	6,83	33

Comparative data of federal and regional exit polls in election
of the President of the Russian Federation, 4 March 2012

Candidates	Official data of the CEC of Russia, %	Exit polls by VCIOM, %	Exit polls by FOM, %	Regional exit polls		
				Saint-Petersburg	Buriat Republic	
				«Bely dom», %	«Studentcheskaya initsiativa», %	«Eidos», %
Zhirinovskiy V.V.	6,22	8,5	7,4	11,9	10,1	5
Zyuganov G.A.	17,18	17,7	18,2	9,1	9,9	17,2
Mironov S.M.	3,85	4,8	4,3	7	7,1	4,2
Prokhorov M.D.	7,98	9,2	9,6	19,1	21,8	6,5
Putin V.V.	63,60	58,3	59,3	52,9	51,1	67,1
<i>Selection</i>		Poll was conducted at 1,000 polling stations in 63 regions of Russia. Polled was 159,161 people	Poll was conducted at 800 polling stations in 592 locations (including 302 cities, 56 towns and 234 villages) located in 80 regions of Russia. Selection scope – 80 000 respondents	Poll was conducted in 84 points, the delta of error – 2–4%	9 585 people	Total polled 5688 people, including in Ulan-Ude – 2608 people in districts of the republic – 3,080 people. There were 25 points of poll, 11 of them – in Ulan-Ude, 14 – in the districts of the republic.

Chapter 14.

“Vybory” State Automated System of the Russian Federation

In the course of preparation and conduct of the Election of the President of the Russian Federation “Vybory” State Automated System of the Russian Federation (GAS “Vybory”) was used.

The legal basis of its use is represented by federal laws «Guarantees of electoral rights», «Election of the President of the Russian Federation”, “Vybory” State Automated System of the Russian Federation”.

According to the article 80 of Federal law “On the Election of the President of the Russian Federation ” GAS “Vybory” was used at Registration (record) of voters, making up voters list, determination of vote returns and election returns, for online receipt, com-

munication and processing information and its allocation in the Internet in the volume, determined by the Directions for “Vybory” State Automated System of the Russian Federation allocation in the Internet, affirmed by CEC of Russia directive.

Central Election Commission of the Russian Federation has enacted statutory acts, regulating the system use in the course of election campaign; and also a part of organization and technological acts have been issued by Federal Informatization center (FIC) at CEC of Russia.

Inter alia, the following documents have been enacted:

CEC of Russia Directive dd. the 1st of June 2011 No. 13/152-6	Procedure for “Vybory” State Automated System of the Russian Federation use preparation and conduct of the Election of the President of the Russian Federation Changing of “Vybory” State Automated System of the Russian Federation to preparation and conduct of the Election of the President of the Russian Federation mode. Procedure for information interchange at changing and use of GAS “Vybory” in preparation and conduct of the Election of the President of the Russian Federation mode
CEC of Russia Directive dd. 25th of May 2011 No. 12/131-6	All-Russia training on “Vybory” State Automated System of the Russian Federation use with participation of election commissions, acting in the Russian Federation
CEC of Russia Directive dd. 5th of May 2011 No. 9/79-6	Amendments to all-Russia training program on “Vybory” State Automated System of the Russian Federation use with participation of election commissions, acting in the Russian Federation, approved by the Central Election Commission of the Russian Federation Order dd. the 28th of June 2006 No. 179/1142-4
CEC of Russia Directive dd. 25th of May 2011 No. 12/130-6	Instruction on “Vybory” State Automated System of the Russian Federation data allocation in the Internet.
CEC of Russia Directive dd. 11th of November 2011 No. 56/490-6	List and forms of documents, submitted by the candidates, political parties’ authorized representatives to the Central Election Commission of the Russian Federation in the course of the Election of the President of the Russian Federation
CEC of Russia Directive dd. 1st of March 2012 No. 109/883-6	Amendments to the Procedure for transmission of absentee voting certificates to the election commissions, referendum commissions and absentee voting certificates recording
CEC of Russia Directive dd. 6th of July 2011 No. 19/204-6	Directions for the use of technical vote counting devices – ballot processing complex2010 at the elections and referendums, conducted in the Russian Federation
CEC of Russia Directive dd.7th of September 2011 No. 31/276-6	Procedure for electronic voting using electronic voting systems at the elections, conducted in the Russian Federation

CEC of Russia Directive dd. 28th of December 2011 № 83/642-6	Use of technical vote counting devices - ballot processing complex at the Election of the President of the Russian Federation
CEC of Russia Directive dd.19th of January 2012 No. 88/707-6	Use of electronic voting systems at the Election of the President of the Russian Federation
CEC of Russia Order dd.10 of August 2011 No. 206-p	Procedure for acceptance, recording, analysis, processing and storage of pre-election propaganda materials and simultaneously submitted documents in the Central Election Commission of the Russian Federation Order during the period of election campaigns for the deputies of the State Duma of the Federal Assembly of the Russian Federation of the sixth convocation and the Election of the President of the Russian Federations in the year 2012.
CEC of Russia Order dd. 1st of February 2012 No. 20-p	Procedure for Internet-services operation during the period of preparation and conduct of the Election of the President of the Russian Federation on the 4th of March 2012.
FIC at CEC of Russia Order dd. 8th of December 2011 No. 159	Changing of the "Vybory" State Automated System of the Russian Federation to preparation and conduct of the Election of the President of the Russian
FCI at CEC of Russia Manager's Order dd. 3rd of February 2012 No.13	Procedure for the "Vybory" State Automated System of the Russian Federation e-mail use during the day, preceding the election day, at the election day and at the day of obtaining preliminary vote returns at the conduct of the Election of the President of the Russian Federation
FCI at CEC of Russia Manager's Order dd. 5th of July 2011 No. 80	Changing of "Vybory" State Automated System of the Russian Federation to preparation and delivery of all-Russia training on "Vybory" State Automated System of the Russian Federation use with participation of election commissions, acting in the Russian Federation

During federal election campaigns in 2011-2012 a package of measures, aimed to support GAS "Vybory" operation, including:

- technical supporting of software and hardware facilities in operating condition, including communication and data subsystem (CDS) and information security protection subsystem (ISPS);

- required maintenance (preventive maintenance) for preventive detection and potential failures correction;

- maintenance and repair works performance upon failures and emergency situations;

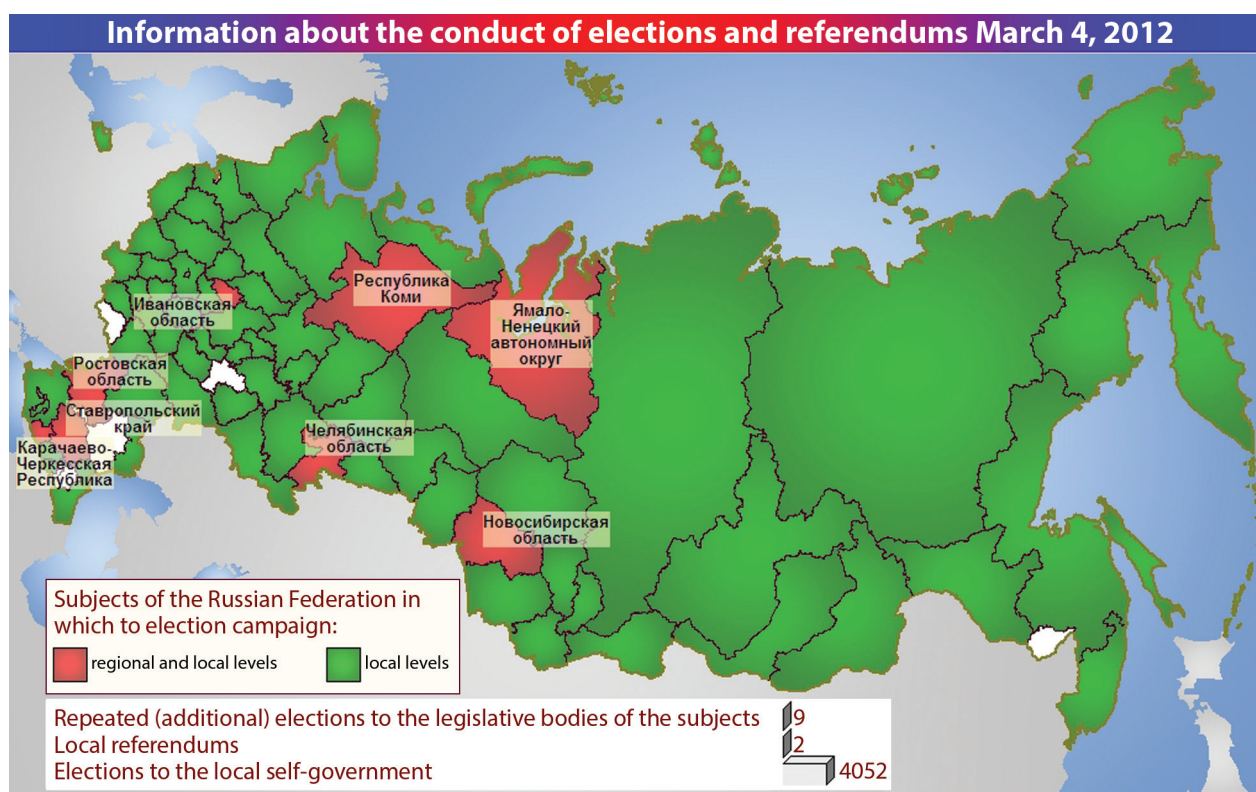
- operation control of hardware system technical condition and taking decisions upon the system operation failures.

With a view to ensuring activity of the two territorial election commissions performing supervision of preparation and conduct of On the Election of the President of the Russian Federation by precinct election commissions, formed at the polling stations, located outside the Russian Federation, and also for the precinct election commissions protocols data pro-

cessing, they were equipped with automation facilities systems GAS "Vybory".

In order to provide the use of GAS "Vybory" special software at the conduct of the Election of the President of the Russian Federation, the activities on election processes automation subsystem special software improvement were held, including implementation of the requirements of the regulatory acts of CEC of Russia.

1. The improvement of special software of the task "Database import lists" was performed in accordance with the List and forms of documents, submitted by the candidates, political parties' authorized representatives to the Central Election Commission of the Russian Federation in the course of the Election of the President of the Russian Federation (CEC of Russia Directive dd. 11th of November 2011 No. 56/490-6), and also having the purpose of implementation of political parties suggestions, submitted during the election of deputies of the State Duma of the Federal Assembly of the Russian Federation of the sixth convocation.



Pic.14.1. Total number of elections and referendums of regional and local levels, conducted on the 4th of March 2012 in the constituents of the Russian Federation.

2. In view of adoption of the CEC of Russia Directive dd. the 1st of March 2012 No.109/883-6 "Amendments to the Procedure for transmission of absentee voting certificates to the election commissions, referendum commissions and absentee voting certificates recording" improvement of GAS "Vybory" special software providing the following possibilities:

- input in the GAS "Vybory" database and transmitting to the superior election commissions the data on the numbers of absentee voting certificates numbers, by which the voters casted their ballots at the polling stations;

- search of identical absentee voting certificates numbers, by which the voters casted their ballots, including information on the search result into the report forms;

- search by set number (interval of numbers) of absentee voting certificates among the absentee voting certificates, by which the voters casted their ballots, search results report generation.

3. In order to implement the Chairman's of the Government of the Russian Federation suggestions on equipping polling stations with video monitoring facilities, including online transmission in the Internet, recording of data in GAS "Vybory" from polling stations, equipped with above-mentioned video monitoring facilities.

During the period of preparation to the Election of the President of the Russian Federation and elections and referendums of regional and local levels, coincided with it from December 2011 to February 2012, 26 upgrades were installed at automation facilities systems (AFS) of GAS "Vybory" of all the levels and 13 attention lists, related to GAS "Vybory" special software upgrading.

Re-equipment of election commissions AFS of constituents of the Russian Federation (ECSRF) and territorial election commissions (TEC) was performed, by means of GAS "Vybory" software and hardware facilities replacement to more advanced ones, GAS "Vybory" special software, enabling implementation of amendments to Federal Law, was installed at all the automation facilities of ECSRF and TEC.

At the Election of the President of the Russian Federation the automation facilities systems CEC of Russia AFS, 83 AFS of ECSRF, 2746 AFS of TEC, including 2 AFS of TEC for election in foreign countries, were involved.

Coincidentally with the Election of the President of the Russian Federation campaign, GAS "Vybory" was used for 4063 election campaigns and referendum campaigns conduct of regional and local level in 76 constituents of the Russian Federation (pic. 14.1).

At the Election of the President of the Russian Federation on the 4th of March 2012 AFS of GAS «Vybory» in total number of 2809 (83 AFS of ECSRF and 2726 AFS of TEC) were used in all the 83 constituents of the Russian Federation, including the elections of regional and local levels – 1354 automation facilities systems GAS «Vybory» (76 AFS OF ECSRF and 1278 AFS of TEC), located at the territory of 76 constituents of the Russian Federation.

For the purposes of checking the readiness of the election commissions and GAS «Vybory» to the Election of the President of the Russian Federation, election of deputies of the State Duma of the Federal Assembly of the Russian Federation and elections and referendums, coincided with them of regional and local levels an all-Russian training on use of “Vybory” State Automated System of the Russian Federation was performed with participation of the election commissions, acting in the Russian Federation.

The main stage of all-Russia training was held from the 15th of August to the 1st of September 2011. GAS «Vybory» was used in training mode in accordance with scenario, data exchange procedure and initial data list, developed for all-Russia training at the Election of the President of the Russian Federation, deputies of the State Duma of the Federal Assembly of the Russian Federation and elections and referendums of regional and local levels, coincided with them.

During the main stage of the system-wide training, the training on practical deeds was held for the officers of election commissions of constituents of the Russian Federation and territorial election commissions, system administrators in accordance with the requirements of AFS GAS «Vybory» operating instructions. Interaction between CEC of Russia, election commissions of constituents of the Russian Federation, FCI at CEC of Russia operation and dispatching personal and system administrators was practiced, including the cases of emergency situations. In order to executed that all the GAS «Vybory» subsystem and tasks were used.

Data on voters and referendum participants, vote and election and referendums returns protocols data were allocated at the technological copy of ECSRF web-site.

For the purposes of checking the readiness of the regional fragments of GAS «Vybory» and election commissions of different levels to the election day on the 4th of March 2012 conduct, FCI at CEC of Russia and ECSRF held four system-wide trainings

from the 30th of January to the 24th of February 2012.

All the trainings were held in accordance with the developed technological operations and data exchange procedure with use of GAS «Vybory».

Regional fragments of «Vybory» of 83 constituents of the Russian Federation were activated in full strength in accordance with the election campaigns, planned for the 4th of March 2012.

In the course of trainings all the actions of election commissions were performed in appropriate time, determined by the list of the main technological operations. AFS GAS «Vybory» hard faults weren't detected during the period of trainings.

Basing on the conclusions, made following the results of all-Russia and system-wide trainings from 83 election commissions constituents of the Russian Federation, organizations, performing GAS «Vybory» maintenance and GAS «Vybory» product manager a conclusion of GAS «Vybory» readiness to the Election of the President of the Russian Federation the 4th of March 2012 and elections and referendums, coincided with them of regional and local levels, was made.

GAS «Vybory» special software was used at all the stages of the Election of the President of the Russian Federation.

During the election campaign 83 236 messages were received from all the levels of ECSRF and processed in accordance with the Procedure for data exchange at changing and use of GAS «Vybory» in the mode of preparation and conduct of the Election of the President of the Russian Federation at CEC of Russia AFS.

Reference data were updated by process task “Reference books” means, including reference books “Territorial entities of the Russian Federation” and “Legal entities”, 40 messages, containing amendments, were distributed to 14 constituents of the Russian Federation.

Election process automation subsystems (EPAS) use enabled to solve the following problems:

- generation of documents on paper and machine-readable media, submitted to CEC of Russia by the candidates and political parties authorized representatives, by means of a specialized program product “Database import lists”, that was forwarded to the political parties representatives and voters groups in support of the candidates self-nomination, that would enable to reduce the time of documents preparation, to decrease the volume of hand labor, to exclude operator's possible errors at data input;

- during the period of preparation to the election of the President of the Russian Federation more than 194 regulatory legal acts, regulating the election conduct were introduced by means of the task “Law”;

- use of the task “Election campaigns” enabled to input the data on the conducted federal election campaign;

- use of tasks “Candidates and electoral associations”, “Authorized representatives and election agents” enabled to perform works, related to acceptance and processing of documents, submitted by the candidates, political parties, including:

- acceptance and checking of machine-readable forms of documents, submitted to CEC of Russia;

- input to GAS «Vybory» database and correction of data of 14 candidates for the place of The President of the Russian Federation, data correction, including income details, property, owned by candidates and their spouses;

- input to GAS «Vybory» database registration data of five groups of voters and registration denial to four groups of voters in support of the candidates’ self-nomination, registration data of five candidates for the place of The President of the Russian Federation;

- the documents for consideration at the CEC of Russia meeting, concerning the subject of registration of 2476 election agents of the candidates for the place of The President of the Russian Federation, 174 election agents of political parties, lists of 943 authorized representatives. During the process of inputting and processing information by means of GAS «Vybory» election legislation requirements execution control was performed. Upon that, 270 cases of appointment of election agents, being candidates at the elections of different levels, by the candidates for the place of the President of the Russian Federation and by political parties, members of election commissions, heads of municipal units or deputies of legislative governmental bodies of different levels were revealed;

- draft version of the voting ballot for the Election of the President of the Russian Federation was prepared, including the ballots drafts for voting by means of ballot processing complex and ballot scanners;

- draft version of the ballot for voting by means of ballot processing complex was prepared, which size was 210 x 420 mm providing the possibility of using texts in national languages;

- the task “Personnel” enabled to generate the IDs of CEC of Russia non-voting members from the

candidates for the place of the President of the Russian Federation, registration certificates of authorized representatives of the voters groups, registered candidates IDs, 2476 IDs of the candidates’ and political parties’ election agents, international observers IDs. Processing of all the data on election commissions formation and polling stations organization, entered from all the AFS levels was performed;

- the task “Opening of Election commissions directorates and course of election” at CEC of Russia AFS enabled to process the data on voting premises opening in the course of election at the election day;

- within the framework of the task “Strictly accounting documents” input and transmitting of data on issued absentee voting certificates, voting slips quantity, allowed to be printed to AFS of ECSRF was executed. 62 546 input files, containing information on absentee voting certificates forms flows were received from AFS of ECSRF and TEC. Besides, 8113 input files, containing data on absentee voting certificates numbers, used by voters at the polling stations were processed by CEC of Russia AFS;

- by means of the task “Election funds control” at CEC of Russia AFS information on the Treasury account, 10 special election accounts of candidates was collected; input and check of 3576 payments data validity, including: 1120 by incomes to the candidates funds, 2456 expenditures from the candidates funds, including 192 return payments from the candidates funds. The results of 33 legal and 889 physical entities check for fulfillment of legislation requirements, regarding the absence of prohibition against endowments and the candidates’ financial statements data were input;

- by means of “Returns” task, the data on election returns protocols of election commissions, election territorial commissions and election commissions of constituents of the Russian Federation were processed. Totally 24 956 input files were processed;

- by means of the task “Cartography” the voting process and preliminary vote returns were visualized at the election day on a real time basis. The data were presented in different forms, including cartographic information (pic. 14.2, 14.3).

With the use of functioning control-command subsystem of GAS «Vybory» (FCCS) the control over observance data exchange procedure between CEC of Russia AFS and AFS of GAS «Vybory» regional fragments, the reports and fact sheets on data exchange regulations observance were generating on-the-fly, that enabled to react swiftly to the occur-

ring problems. Besides, with FCCS use at the election day, the 4th of March 2012, technical audit of GAS «Vybory» automation facilities systems of all the levels was constantly performing. Any nonconformity of AFS of GAS «Vybory» hardware and software with the standard configuration wasn't detected.

During the period of preparation and conduct of the Election of the President of the Russian Federation by means of subsystem "Register of voters, referendum participants" of GAS «Vybory» (RVRP) in all the TEC actual voters lists were in due time generated and forwarded to the appropriate precinct election commissions. During the lists preparation, for the first time the possibility of automated processing of the messages on including the citizen to the voters lists at the polling stations at the place of their temporary residence.

According to the Procedure for GAS «Vybory» use for solving problems, related to registration (record) of voters, referendum participants in the Russian Federation during the period of preparation for the election the works on actualization and verification of GAS «Vybory» database, related to the data on the voters, referendum participants. In order to provide voters lists actuality a double records ("twins") searching technology at all the levels of GAS «Vybory» AFS.

During the period of preparation for the elections a possibility of providing data exchange between AFS of ECSRf and CEC of Russia AFS, related to information processed in the subsystem Register of the voters, referendum participants, based on crypto protected communication lines of GAS «Vybory», which enabled to receive and process actual data on-the-fly at CEC of Russia AFS.

Within the framework of the works on monthly database actualization, taking into account the events, occurred to Russian citizens, temporarily residing at the territory of constituents of the Russian Federation, from January to February 2012 the data on 14 322 events were received to CEC of Russia AFS, were processed and forwarded to ECSRf in order to make emendations, related to the events, to the regional fragments of database.

Methodical and practical assistance in maintenance of regional fragments of "Register of voters, referendum participants" was constantly rendered to the election commissions. A RVRP "Hotline" was operating on-line, and allowed to solve problems, occurring during RVRP operation in cooperation with information centers heads and system administrators.

With the use of RVRP Internet-services, offering Russian citizens a possibility of having access to the information on their personal data processing in GAS «Vybory», were implemented, as well as to the data on polling station, including those, where they are included into the voters lists.

During the period from the 15th of February to the 4th of March 2012 99 packages of messages were received from ECSRf and processed, which contained RVRP database regional fragments, connected with rectifications and changes of precinct election commissions' addresses and telephones.

During the period of preparation and conduct of the Election of the President of the Russian Federation an automated check system of candidacy lists was used, which enabled to considerably decrease the time of candidacy lists checklists processing of and final protocols drawing up.

At the acceptance election documents, submitted by authorized representatives of the candidates for the place of the President of the Russian Federation to CEC of Russia, data, specified by physical entities in the candidacy lists were checked by means of an automated checking system for candidacy lists. Checking up of the documents, submitted by G.A.Yavlinskiy, M.D. Prohkorov and D.F. Mezentsev was performed. Upon that 1200 checklist, related to candidacy lists were scanned and processed. By means of RVRP special software 1041 records, containing voters' personal data, included into candidacy lists, were checked.

Upon the check results, letters, containing 878 records were forwarded to 13 constituents of the Russian Federation for validation of the data, specified by physical entities in the candidacy lists.

During the period of preparation and conduct of the Election of the President of the Russian Federation and election campaigns, coincided with them of regional and local levels, information and technical support of ECSRf web-sites was provided by means of web-portal subsystem.

As new information in the CEC of Russia AFS database becomes available, on-the-fly information layout on preparation, course of the election, preliminary and final vote returns, related to the Election of the President of the Russian Federation and election of regional and local levels, coincided with them was performed by means of subsystem web-portal GAS «Vybory» at CEC of Russia web-site and ECSRf web-sites.

By the election day, information on the Election of the President of the Russian Federation

was allocated in the Internet, including electronic version of financial statements of 8 candidates, nominated for the place of The President of the Russian Federation, information, concerning the amount of the income and property of the candidates and their spouses.

Any failures in web-portal of CEC of Russia AFS operation weren't detected during the period of voting and tabulation of votes. Software and hardware was operating satisfactorily.

Service package acquisition for allocation of GAS «Vybory» data in the Internet was executed every two hours within the period, prescribed by the Regulations on the “Vybory” State Automated System of the Russian Federation data allocation in the Internet, approved by CEC of Russia Directive dd 25th of May 2011 No. 12/130-6 “Regulations on the “Vybory” State Automated System of the Russian Federation data allocation in the Internet”. Data on the election course and preliminary election returns were allocated in the Internet not later than in 1-1,5 hours from the moment of their receipt at CEC of Russia AFS.

On the 4th and the 5th of March 2012 Internet users looked through more than 9 million web-pages. Peak loads to GAS «Vybory» web-portal were recorded on 21.00 on the 4th of March – more than 102 000 pages and on 0.00 on the 5th of March 2012 – more than 35 000 pages.

CEC of Russia AFS web-page traffic during the period of the Election of the President of the Russian Federation conduct and election and referendum campaigns coincided with them of regional and local

levels and election returns are shown in the tally sheet.

During the period of the Election of the President of the Russian Federation campaign live webcast of 51 CEC of Russia meetings was held at CEC of Russia web-site.

A continuous live webcast of CEC of Russia information center “Vybory 2012” events was provided, and also on-the-fly allocation of 182 information materials, publicizing the conducted election.

During the period from 22.47 on the 4th of March to 20.00 of the 5th of March 2012 a head counter of the votes at the election of the President of the Russian Federation was operating at CEC of Russia web-site in real time mode on the basis of GAS «Vybory» database.

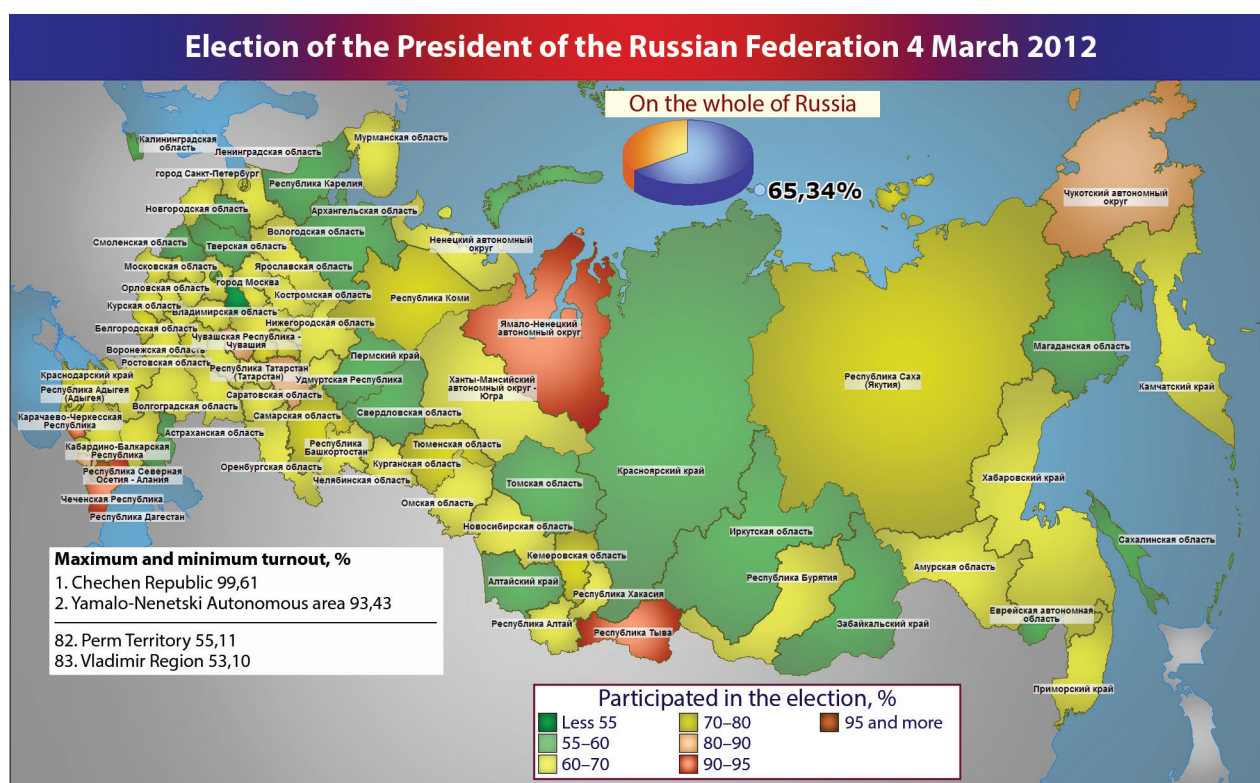
During the election preparation a new section in the form of a banner “The Election of the President of the Russian Federation in the year 2012” was created at the homepage of CEC of Russia web-site (www.cikrf.ru), containing CEC of Russia documents and directives related to the Election of the President of the Russian Federation.

19 days before the election an everyday operation of Internet-services “Find your polling station” (on-line mode) and “Find yourself in the voters list” was organized, with processing of registered users inquiries by means of the service “Voter's profile”. In total, during the period from the 15th of February to the 4th of March 2012 FCI at CEC of Russia has processed:

by the service “ Find your polling station ” – 232 536 inquiries, including – 40 239 inquiries on the 3rd of March, 72 665 inquiries on the 4th of March;

CEC of Russia AFS web-portal visiting statistics

Visits	the 4 th of March	the 5 th of March
CEC of Russia web-site		
Unique users	548 561	312 754
Page views	2 726 820	1 481 107
GAS «Vybory» data		
Unique users	160 457	275 803
Page views	1 306 855	3 498 594
ECSRF web-sites		
Unique users	14 210	11 455
Page views	56 843	47 814
Total		
Unique users	723 228	600 012
Page views	4 090 518	5 027 515



Pic. 14.2. Cartographic election turnout data display

by the service “Find yourself in the voters list” – 19 045 inquiries, including 3 988 inquiries on the 3rd of March, 3 027 inquiries on the 4th of March.

More than 650 propaganda materials, submitted to the CEC of Russia by the candidates and political parties, nominated the candidates for the place of the President of the Russian Federation were also allocated, of total volume 274 GB.

At CEC of Russia AFS and AFS of ECSRF operational information support of election campaigns of the Election of the President of the Russian Federation and election of regional and local levels, coincided with them was also performed by means of information and reference subsystem (IRS). Information on the preparation and conduct of the election on the 4th of March 2012 could be received using IRS by means of 492 report forms.

In order to provide on-the-fly consulting, rendering methodical assistance and organizational and technical support of user GAS «Vybory» and web-portal of CEC of Russia AFS of FCI at CEC of Russia users, hotline operation was organized.

During the period of election, information security protection system was operating on standard mode. The subsystem provided information protec-

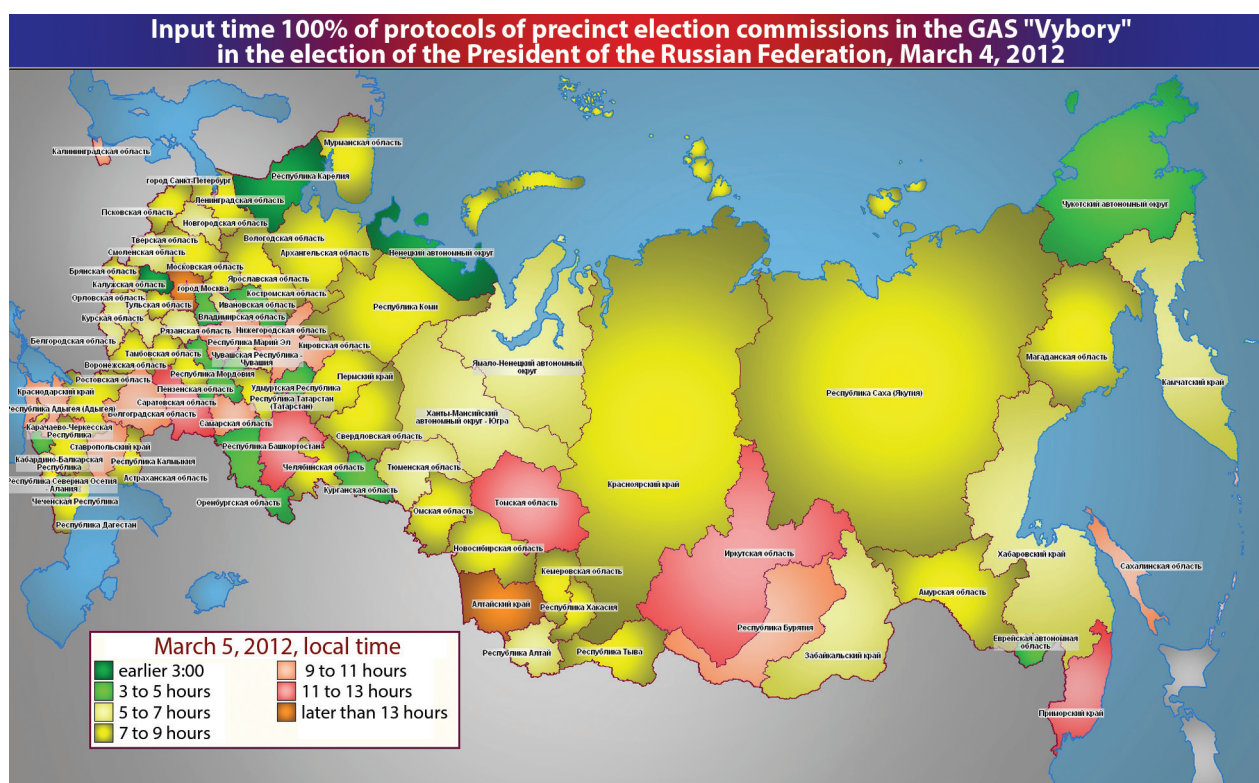
tion of unauthorized access, anti-virus protection, communications security, and also an appropriate condition of information security in GAS «Vybory» and an efficient information security risks countering action.

During federal election on the 4th of March 2012 an appropriate level of information protection from all kinds of dangerous information influences. Registered numerous cases of potentially dangerous information influences to CEC of Russia web-site, and also computer DDOS-attack (of “service failure” type) were successfully rejected by means of taken organizational and technical measures with use of information protection tools.

Any potentially dangerous information influences and computer attacks directly in CEC of Russia AFS, AFS of ECSRF, AFS of TEC GAS «Vybory» weren’t detected.

Data communication subsystem (DCS) of GAS «Vybory», including in the constituents of the Russian Federation operation was stable, at the election day, the 4th of March 2012 there weren’t any losses or failures in data transmission process.

In order to provide CEC of Russia Information Center “Vybory-2012” operation, equipment of television broadcasters and journalists, covering the



Pic. 14.3. Cartographic data on input time of the data from precinct election commissions' protocols to GAS «Vybory» display

Election of the President of the Russian Federation campaign, was connected to the international telecommunication network Internet.

During the CEC of Russia Information Center "Vybory-2012" operation video conferences with 12 ECSRF and telecommunication sessions with the embassies of the Russian Federation in Germany and Ukraine were held, allocated channels of communication with data processing centers of all-Russia system for tracking the voting process "Web-Vybory 2012" were provided for video transmission from precinct election commissions for its displaying in CEC of Russia.

According to Data exchange procedure at GAS «Vybory» changing to preparation and conduct of the Election of the President of the Russian Federation on the 4th of March 2012 mode and its use, all the constituent of the Russian Federation provided the data on voting premises opening and

regularly transmitted the data on the voters activity. At the pic.14.2. there is a cartographic election turnout data display. At the election day and at vote counting upon the Election of the President of the Russian Federation 24 956 messages, containing data of 95 416 precinct election commissions, were received and processed.

At the Election of the President of the Russian Federation returns determination, verification of the match between data from election returns protocols and from tally sheets, submitted to CEC of Russia by 83 ECSRF and two AFS TEC, connected to elections in the foreign countries to GAS «Vybory» database.

Comparison of election returns data, obtained with the use of GAS «Vybory», having official data at paper media showed their full agreement.

Data on input time of the data from precinct election commissions' protocols to GAS «Vybory» are displayed at the pic. 14.3.

Chapter 15.

Ballot processing complexes and electronic voting complexes use

In the course of preparation and administration of the President of the Russian Federation election on the 4th of March 2012 technical vote counting devices: ballot processing complexes 2010 (BPC) and electronic voting complexes (EVC) were used.

The list of the constituents of the Russian Federation and foreign countries, which have used technical vote counting devices at the President of the Russian Federation election, is given in the tally sheet below.

BPC were used at the President of the Russian Federation election on the 4th of March 2012 by 76 constituents of the Russian Federation at 5239 polling stations, located at the territory of 1082 settlements (cities and villages).

The number of polling stations, equipped with BPC made 5,51 percent of total number of polling stations, organized at the territory of the Russian Federation by the election on the 4th of March 2012.

The number of voters, included into the lists at the polling stations, equipped with BPC, made 8,46 percent of total number of voters, included into the lists at the President of the Russian Federation election on the 4th of March 2012.

During election conducting in 8 constituents of the Russian Federation at 311 polling stations, 333 EVC sets were used, including:

Kabardino-Balkarian Republic – 18; Komi Republic – 35; Mari El Republic – 29; Tatarstan Republic – 146; Khakass Republic – 20; Chechen Republic – 22; Murmansk Region – 31; Tomsk Region – 10, outside the territory of the Russian Federation – 22 EVC sets, including: Germany – 11, Poland – 4, Baikonur city (Republic of Kazakhstan) – 7.

In 10 cities of the Federal Republic of Germany, 3629 voters took part in early voting with the use of touch-sensitive portable devices, being a part of EVC set on the 1st and 2nd of March 2012.

According to CEC of Russia Directive dd.the 2nd of February 2012 No. 94/759-6 “Several points of electronic voting complexes use at the polling stations, organized outside the territory of the Russian Federation, at the President of the Russian Federation election conduct” the second, additional polling station, organized in Berlin by the presidential election, was equipped with an electronic voting system, and also each of these two polling stations was additionally equipped with four touch-sensitive voting devices, that enabled to increase the number of electronic voting places at above-mentioned stations.

List of constituents of the Russian Federation and foreign countries, where technical vote counting devices were used at the President of the Russian Federation election on the 4th of March of the year 2012

Ballot processing complexes	
Subjects of the Russian Federation	Number polling stations, equipped with BPC
Adygei Republic	14
Altai Republic	13
Bashkortostan Republic	178
Buriat Republic	41
Daghestan Republic	92

Ballot processing complexes (continuation)	
Subjects of the Russian Federation	Number polling stations, equipped with BPC
Ingush Republic	8
Kalmyk Republic	15
Karachaevo-Cherkess Republic	13
Karelian Republic	30
Mordovian Republic	45
Yakutian (Sakha) Republic	41
North Ossetian Republic - Alania	19
Tyva Republic	10
Udmurt Republic	59
Chuvash Republic	59
Altai Territory	100
Zabaykalsky Territory	50
Kamchatka Territory	18
Krasnodar Territory	132
Krasnoyarsk Territory	108
Perm Territory	95
Primorski Territory	77
Stavropol Territory	65
Khabarovsk Territory	43
Amur Region	40
Arkhangelsk Region	53
Astrakhan Region	35
Belgorod Region	61
Bryansk Region	58
Vladimir Region	49
Volgograd Region	85
Vologda Region	100
Voronezh Region	84
Ivanovo Region	40
Irkutsk Region	94
Kaliningrad Region	27
Kaluga Region	37
Kemerovo Region	87
Kirov Region	66
Kostroma Region	35
Kurgan Region	59
Kursk Region	61
Leningrad Region	49
Lipetsk Region	46
Magadan Region	7
Moscow Region	167
Nizhni Novgorod Region	123
Novgorod Region	28
Novosibirsk Region	101
Omsk Region	95

Ballot processing complexes (continuation)	
Subjects of the Russian Federation	Number polling stations, equipped with BPC
Orenburg Region	92
Orel Region	40
Penza Region	59
Pskov Region	33
Rostov Region	132
Ryazan Region	55
Samara Region	88
Saratov Region	92
Sakhalin Region	23
Sverdlovsk Region	600
Smolensk Region	41
Tambov Region	52
Tver Region	67
Tomsk Region	100
Tula Region	61
Tyumen Region	58
Ulyanovsk Region	51
Chelyabinsk Region	111
Yaroslavl Region	47
Moscow City	250
Saint-Petersburg City	120
Jewish Autonomous Region	8
Nenets Autonomous area	3
Khanty – Mansi Autonomous area - Yugra	30
Chukot Autonomous area	3
Yamalo-Nenetski Autonomous area	11
Total	5239
Electronic voting complexes	
Subjects of the Russian Federation	Number polling stations, equipped with EVC
Kabardino-Balkarian Republic	18
Komi Republic	35
Mari El Republic	29
Tatarstan Republic	146
Khakass Republic	20
Chechen Republic	22
Murmansk Region	31
Tomsk Region	10
Total	311
Foreign countries	Number polling stations, equipped with EVC
Germany	11
Poland	4
Kazakhstan (Baikonur)	7
Total	22

Chapter 16.

Use of webcams

For the first time in the elections of the President of the Russian Federation on March 4, 2012, a unique system of live broadcasting from webcams was installed at polling stations under the initiative of the Prime Minister of the Russian Federation V.V. Putin to increase transparency of electoral process and avoid any possibility to falsify the election returns.

Central Election Commission of the Russian Federation (CEC of Russia) prepared and approved a number of documents to regulate the use of monitoring tools and broadcast of images from the Precinct Election commissions (PECs), the procedure of monitoring and further access to video material on the Election Day:

1. The process of camera monitoring at polling stations during the election of the President of the Russian Federation on March 4, 2012 approved by the resolution № 82/635-6 of the CEC of Russia dated December 27, 2011.

2. The instructions on the use of monitoring tools and broadcast of images from the Precinct Election commissions during the election of the President of the Russian Federation on March 4, 2012 approved by the resolution № 102/818-6 of the CEC of Russia dated February 16, 2012.

3. The procedure of organizing the access to video materials received while monitoring at polling stations during the election of the President of the Russian Federation on March 4, 2012 approved by the resolution № 108/868-6 of the CEC of Russia from February 29, 2012.

Both, the course of voting and the election count were broadcast in internet. The system of web monitoring successfully passed the exam: 99,3 percent (with more or less deviations) of those polling stations with cameras maintained online during the monitoring process. In addition, a number of interruptions in its rush hours reached only a few dozen,



Pic. 16.1

which is less than one percent; however, it was considered a really good result.

On the Election Day 80 thousand polling stations live broadcast the voting process. For technical reasons it was impossible to make a live broadcast from 11 thousand polling stations, nevertheless, the equipment was installed there as well. The records were carried out locally, and then were loaded into the data centers which overall counted up to 9 in the country. In case of defects the record was also carried out locally, but later it was added to the general archive. According to the project 180 thousand webcams were installed. During the voting process internet users made about 1 billion visits on the web of elections*. Originally it was planned to stop registration after 4 March, however, it was maintained due to the relatively low traffic on web which resulted to be low than the original plan.

On March 4, at 00:00 Moscow time when in Magadan Region, Chukotka and Kamchatka it was eight o'clock in the morning and the first citizens started voting, a video wall showing images transmitted from webcams at polling stations was launched in the building of the CEC of Russia. Such video wall with 20 monitors (picture 16.1) was unique in its technological and functional characteristics. Each monitor displayed images from six voluntary polling stations from any region selected by the operator.

The day before the Election Day, on March 3, a similar video wall was launched in the International Information Center "Elections 2012" in the building of the Chamber of Commerce of the Russian Federation in Moscow. The video wall contained 36 monitors, 24 of which displayed images from six voluntary polling stations from any region and other 12 monitors displayed an interactive map of Russia. If necessary these monitors could show close-up images from one of the selected polling station.

Both the organizers of the Election of the President of the Russian Federation and the public, including foreign (international) observers were informed on the process of using webcams at polling stations in order to enhance on more publicity in voting and election count at polling station.

It was possible to observe the compliance of this process by the precinct Election commissions and to appeal against illegal acts or omissions; besides, until March 9, 2013 the right of access to

video material to protect the voting rights of citizens was maintained.

"International observers did not find any serious violations during voting in the election of the President of the Russian Federation", said the observer from Poland Mateusz Piskorski. In particular, according to him, a system of video monitoring installed at polling stations helped to prevent violations. Sergey Helemendik, a PACE representative from Slovakia also evaluated positively the Russian experience to install cameras at polling stations. "Monitoring is a Russian know-how of elections which may go even further", he said. According to Helemendik, broadcast of elections in internet allowed to observe not only the course of voting, but to identify possible violations at polling stations.

The Russian experience in using webcams at polling stations became "a global phenomenon" and according to some international observers, a unique system of monitoring at polling stations exceeded all international standards and should be used in the European Parliament elections.

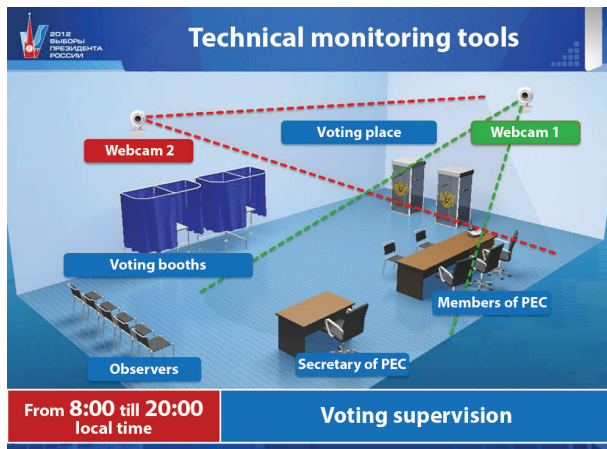
Some political analysts said that webcams in the elections reached their objective. The webcams avoided the possibility of ballot stuffing. In addition, webcams in a certain way contributed to decline protest among citizens, at least among the opposition. This step fits into the overall system of increase the credibility of the electoral procedures. The cameras are able to convince those people who have relatively reasonable and quite way of thinking.

However, other experts evaluated the result of using webcams with some skepticism pointing out that cameras monitored not the entire chain of processing the ballots because the analysis of the precinct election commission protocols was held in the territorial election commissions without webcams and only after that the election returns were received by the CEC of Russia.

A system of webcast from polling stations on the Election Day became a real social network showing the country as it is. Maximum interest to the webcast was observed by the residents from the south of Russia where people went to vote in national costumes accompanied by "songs and dance". The use of webcams became also a popular topic for discussions in blogs and social networks. Many internet users spent Sunday watching their polling stations.

With reference to the Ministry of telecom and mass communications of the Russian Federation, 3,5 million users registered on the website webvybor2012.ru, specially created to monitor the broadcast.

* Data from the website of the Ministry of telecom and mass communications of the Russian Federation: www.minsvyaz.ru

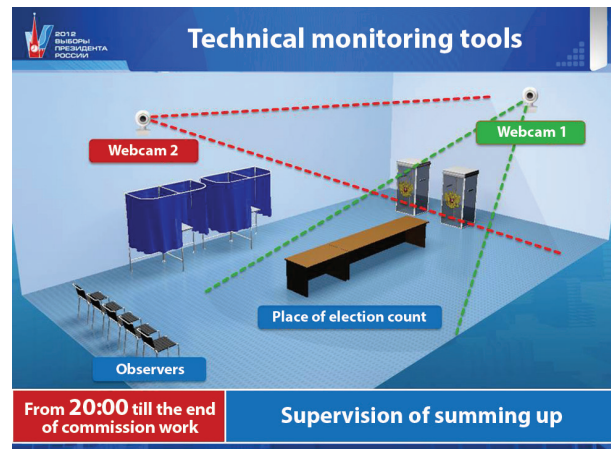


Pic. 16.2

Each user spent an average 40 minutes watching the elections throughout the country. While operating, the system of monitoring suffered more than 100 hacker attacks from different countries of the world, as well as domestic. However, no serious system failures happened.

Two cameras should be installed at a polling station according to a standard layout. One of them showed the polling station in general, a place of ballots issue to the voters (if using the electronic voting equipment – a place of issue the cards with bar codes) and a place of work with a voters list. Another camera showed fixed and mobile ballot boxes for voting, a place of cancel the unused ballots and the election count upon the ballots (picture 16.2, 16.3).

A system of webcast was created to provide the connection of up to 25 million internet users, with a possibility of 60 thousand simultaneous visits from each camera. Russian technology, in particular, all software, was used in this project.



Pic. 16.3

Communication operator “Ros-telecom”, responsible of this project, put significant efforts to equip the polling stations with necessary communication tools; in some cases, the capacity of other operators was involved. The infrastructure created within the project already helped to increase the capacity of Russian internet in 1,5. The access to internet appeared in those institutions where the polling stations were located. Nowadays, there is a discussion about a number of projects which could be created following this experience, thus, the infrastructure could be active. One of such projects is the creation of a large information and educational resource, a channel for information content available for schools, starting with ones where the webcams were installed for the elections.

Therefore, the expectations of the Russian public in obtaining additional tool to ensure publicity of electoral process at polling stations and the protection of citizens' voting rights were fully satisfied.

Chapter 17.

«Vybory-2012» CEC of Russia Information center

17.1. Work organization of the CEC of Russia Information center «Vybory-2012»

On March 4, 2012 the next election of the President of the Russian Federation took place which were called by the resolution of the Federation Council of Federal Assembly of Russia dated of November 25, 2011 No. 442-SF "On calling of election of the president of the Russian Federation". According to the change brought in December, 2008 in article 81 of the Constitution of the Russian Federation, the term of office of the President of the Russian Federation is increased from four to six years. In an election of the president of the Russian Federation participated five registered candidates – V.V. Zhirinovskiy nominated by LDPR, G.A. Zyuganov nominated by the CPRE, S.M. Mironov nominated by Party "FAIR RUSSIA", S.D. Prokhorov nominated as self-promotion, V.V. Putin nominated by Party "UNITED RUSSIA".

This very day, on March 4, 2012, more than 4,2 thousand regional and municipal elections and local

referendums (voting) in 76 subjects of the Russian Federation, including elections of heads of municipalities – administrative centers of 6 subjects of the Russian Federation and elections of deputies of legislative (representative) bodies of administrative centers also 6 subjects of the Russian Federation were held.

Voting of voters was taken from 08:00 till 20:00 local time in 9 time zones in the territory of the Russian Federation (in several subjects of the Russian Federation according to the decision of the relevant election commissions and according to the legislation on elections voting of voters on a number of polling stations was carried out from 06:00 local time).

For information coverage of a course and preliminary results of voting and results of election of the president of the Russian Federation and held at the same time regional and municipal elections the CEC of Russia organized on March 1-5, 2012 "Vybory-2012" Information center, to which by the relevant election commissions on channels of the State automated system of the Russian Federation "Vybory "(GAS "Vybory") in real time was transferred the informa-





tion on a voting process and preliminary results of elections, and also the video information connected with application as technical means of counting of votes – the ballot processing complex(BPPS) and electronic voting complex (CEV), and means of video surveillance behind a voting process and counting of votes.

On March 1, 2012 in the CEC of Russia Information center "Vybory-2012" within carrying out fact-finding work with actions of the CEC of Russia Information center "Vybory-2012" for informing of the Russian and foreign public about federal, regional and municipal elections which are held in the Russian Federation on March 4, 2012, information action for the international observers of PACE took place, during which to its participants was provided information on an order of publication of a voting process (voter turnout), preliminary results of vote and results of elections, on the CEC of Russia Internet portal work . Similar event was held on March 3, 2012 for representatives of diplomatic corps, foreign guests and participants of the CEC of Russia Information center "Vybory-2012", who also took part in test voting with application of the ballot processing complex and CEV; they got acquainted with work of "the hot-line" communication with voters of the Russian fund of free elections, with the web translation organization from precinct election commissions on plasma panels in the conference hall



Russian CEC and atrium video wall in the CEC of Russia Information center "Vybory-2012".

Work of the CEC of Russia Information centers when carrying out federal elections, and also in uniform days of voting in subjects of the Russian Federation – is one of effective information selective technologies of ensuring public informing of the community, representatives of the Russian and foreign mass media about elections according to federal laws " On basic guarantees of electoral rights and the right of citizen of the Russian Federation to participate in a referendum", "On the State automated system of the Russian Federation "Vybory", other federal laws.

17.2. Information operating modes of the CEC of Russia Information center "Vybory-2012" on March 4-5

The work of CEC of Russia Information center "Vybory-2012" was carried out on March 4 and 5, 2012 in the following main information directions:

- reporting of data on a voting process (voter turnout) on the basis of GAS Vybory data;
- reporting of operational data on a course of counting of votes and preliminary results of voting on the basis of GAS "Vybory" data;
- providing specifications of an exit in TV and an air of participants of the CEC of Russia Information center "Vybory-2012" with data on a voting process and preliminary results of voting;
- the organization and providing (including video or audio maintenance) the thematic performances connected with the current election campaign;
- the organization and providing thematic video and radio conferences (mobile telecommunication) with election commissions of subjects of the Russian Federation, other participants of actions of the CEC of Russia Information center "Vybory-2012";
- organization of press conferences, briefings, interview, etc.;
- interaction with representatives of the Russian and foreign mass media and the press services of political parties, federal government bodies, other participants of actions of the CEC of Russia Information center "Vybory-2012";
- ensuring functioning of all systems of visual display of information, including the period between

performances of participants and guests of the CEC of Russia Information center "Vybory-2012";

- ensuring video translation (in the conference hall Russian CEC and an atrium) of voting process of voters and counting of votes in precinct election commissions of 83 subjects of the Russian Federation;
- interaction with foreign (international) observers for prompt informing on a voting process, calculation of voices, preliminary results of vote.

At election of the President of the Russian Federation the CEC of Russia Information center "Vybory-2012" provided also data exchange with the International information center "Vybory-2012" in which actions took part participants and guests of the CEC of Russia Information center "Vybory-2012" with the right of an advisory vote, members and guests of the CEC of Russia Information center "Vybory-2012".

On March 4-5, 2012 in the Information center (conference hall of the CEC of Russia proceedings) within an exposition "Technical means of counting of votes on elections in the Russian Federation" at CEC of Russia by the Federal center of informatization was developed the stand for demonstration of ballot processing complexes, complexes for electronic voting to representatives of the Russian and foreign mass media, foreign guests of the CEC of Russia Information center (to representatives of diplomatic missions and consular establishments). Within work of the CEC of Russia Information center technological capabilities of ballot processing complex and electronic voting complex were shown. For the first time in practice of elections of the President of the Russian Federation the

ballot processing complex and EVC (5233 and 333 respectively) were applied by total in all 83 subjects of the Russian Federation (ballot processing complex – in 76, EVC – in 7). In three foreign states were applied 22 EVC as a part of 170 technical means (devices to touch vote – USG) on 22 polling stations (Germany – 11, Kazakhstan – 7, Poland – 4), formed at diplomatic missions and consular establishments, and also in the territory of the



Baikonur City (Kazakhstan Republic). Totally in three foreign states more devices were applied to touch voting, than on the elections which have passed on December 4, 2011 of deputies of the State Duma of Federal Assembly of Russia of the sixth convocation in four foreign states (Germany, Kazakhstan, Latvia, Poland). Besides, according to the recommendations containing in the CEC of Russia resolution dated of December 28, 2011 No. 83/643-6 "On modification of standards of a manufacturing equipment for precinct election commissions at elections, referenda in the Russian Federation, approved by the Russian Central Election Commission resolution of May 28, 2009 No. 162/1152-5", more than in 30 thousand precinct election commissions applied transparent stationary ballot boxes. Samples of such stationary ballot boxes, presented, in particular, by the Moscow city election commission, also were exposed as exhibits of the above exposition.

From February 15 to March 4, 2012 (till 21:00 Moscow time) the online Internet service "Find the Polling Station" functioned, providing access to data on polling stations on a website of the CEC of Russia on the Internet (www.cikrf.ru), including within the CEC of Russia Information center "Vybory-2012" and also the "Find Itself in the Electoral Register" service providing access to data on the polling station where the citizen of the Russian Federation is included in the electoral register. For receiving by users of the CEC of Russia website of data on processing of only the personal information in the State automated system of the Russian Federation "Elections", and also about polling stations, including where they are included in electoral registers, was used the mechanism of authorization of the Private office service of the program and technical complex "Russian CEC KSA Internet Portal" (www.cikrf.ru). The voter in a dialogue mode entered the inquiry containing the list of its personal information on the basis of which package formation with inquiries was carried out. As a whole on the online Internet service "Find the Polling Station" addressed 232 536 voters, on the "Find Itself in the Electoral Register" service – 19 045 voters.



Increase of transparency of selective procedures was promoted by web translation from rooms for voting on polling stations of a voting process and the counting of votes, allowing any citizen having access to the Internet, to watch in real time carrying out selective procedures. The specified means of video surveillance established in rooms for voting, were directed so that without violation of secret of voting of voters to carry out video display as voting process (from 08:00 till 20:00 local time), and a course of counting of votes (after end of time of voting of voters). Information on questions of technical re-equipment of an electoral system in subjects of the Russian Federation (use a ballot processing complex and CEV, webcams) was brought to the attention of participants of the CEC of Russia Information center "Vybory-2012", including chairmen of election commissions of subjects of the Russian Federation in a mode of video-conference.

According to the Russian Central Election Commission resolution dated of December 27, 2011 No. 82/635-6 "On a video surveillance order in the voting room at an election of the president of the Russian Federation on March 4, 2012", with the subsequent changes and additions, for the first time on the scale of almost all country webcams were applied to video translation on the voting process and counting of votes Internet in voting rooms of polling stations, thus the Ministry of Telecom and Mass Communications of the Russian Federation created the "Technologies of Web Supervision over Elections" Internet resource (<http://www.webvbybory2012.ru>), on a website of the CEC of Russia on the Internet

there was the corresponding hyperlink. On March 4-5, 2012 for the first time in practice of the CEC of Russia Information center work on two plasma panels in the conference hall for the CEC of Russia proceedings and on a video wall (video wall) in an atrium web translation of a course of voting from 23:30 on March 3 taking into account the time zone of Kamchatka territory, the Magadan Region, Chukot Autonomous Area (+8,5) till 21:00 on March 4 Moscow time taking into account the time zone of the Kaliningrad region (-1) and a course of calculation of votes (from 21:00 on March 4 till 08:00 on March 5 Moscow time) on polling stations of all 83 subjects of the Russian Federation was in real time carried out at elections of the President of the Russian Federation. At the same time to two plasma panels not less than 18 images were output from rooms for vote (calculation) of polling stations, and to a video wall (video wall) – not less than 240 images. On each video image were specified the precinct election commission number, an appropriate subject of the Russian Federation, and also the current time of web translation.

In the work of the CEC of Russia Information center "Vybory-2012" took part members of the CEC of Russia with the right of a casting vote and with the right of an advisory vote, representatives of federal public authorities, political parties, Civic chamber of the Russian Federation, public associations, the federal government bodies rendering according to point 16 of article 20 of the Federal law "On general suffrage guarantees and Russia nationals' right to participate in a referendum" assistance to election commissions in realization of their powers, and also representatives of the Russian and foreign mass media, the CEC of Russia Department, Federal Informatization Center under the CEC of Russia, Russian Center for Training in Election Technologies under the CEC of Russia, Public Scientific and Methodological Advisory Council under the CEC of Russia, the Russian fund of free elections, Associations of non-profit organizations on protection of electoral rights "Civil control", Public council "Honest choice", civil society, expert community, foreign guests, international experts, foreign (international) observers.

The CEC of Russia Information center "Vybory-2012" provided to all present representatives of the Russian and foreign mass media, political parties, federal government bodies, foreign guests, other participants of actions of Information center necessary conditions for obtaining operational electoral information, data on a course both preliminary

results of voting and results of elections in subjects of the Russian Federation and broad information communication.

At the CEC of Russia Information center "Vybory-2012" were accredited: 2013 journalists (foreign – 681), representing 244 media (foreign – 163), in the subjects of the Russian Federation: journalists – 4231, media – 3515. In general, the presidential election was 6244 accredited journalists (foreign – 681) and media 3759 (foreign – 163).

Establishment of preliminary results of voting, definition of results of election of the president of the Russian Federation was broadcasted in real time on a website of the CEC of Russia on the Internet (<http://www.cikrf.ru>) under a banner "The CEC of Russia information center on March 4-5" in sections "The CEC of Russia Information Centre", "Voting Process (Voter Turnout)", "Preliminary Results of Voting". Besides, information on preliminary results of voting and results of election of the president of the Russian Federation, other elections in the Russian Federation took place on the Internet on websites of Russian Federation constituent election commissions, and also on a website of the CEC of Russia.

Fixed assets of the CEC of Russia Information center for visualization, audio translation, and also placements of data were a board 1 and a board 2 in the conference hall for the CEC of Russia proceedings; board in an atrium; plasma panels in the conference hall for the CEC of Russia proceedings and in an atrium; directory subsystem of GAS "Vybory"; network of collective television reception of the building of the CEC of Russia; website of the CEC of Russia in GAS "Vybory" Internet portal; the automated workplaces in the conference hall of the CEC of Russia in the press center sector, equipped with computers with connection to the Internet; equipment of wireless access to the Internet (Wi-Fi), and also other means. In particular, on the first, third and fourth floors of the building of the CEC of Russia took place the intranet helping booths as information navigators which allowed to receive in an interactive mode the current information on an election of the president of the Russian Federation, on a course and preliminary results of voting, on elections in subjects of the Russian Federation, and also about the schedule of actions and other information, including on an arrangement and purpose of premises of the CEC of Russia Information center "Vybory-2012".

On a board and plasma panels of the CEC of Russia Information center were shown the videos (movies) which have been specially prepared for elec-



tion of the president of the Russian Federation, in particular, "Day of voting on the polling station", about GAS "Vybory", video records and slides of election commissions, including about application a ballot processing complex and EVC .

On March 4 at 10:00 V.I. Matvienko, the Chairman of the Federation Council of Federal Assembly of Russia, the upper house of the federal parliament which has appointed according to the Constitution of the Russian Federation an election of the president of the Russian Federation took part in opening of the CEC of Russia Information center "Vybory-2012" . V.I. Matvienko addressed to participants and guests of Information center with welcome speech, wished to all voters, participants and guests of the CEC of Russia Information center "Vybory-2012" of wellbeing and successes.

Come back from a working trip across the Kaluga region, the Chairman of the CEC of Russia V.E. Churov also addressed to participants and guests of Information center with welcome speech, told, in particular, about his voting on an absentee ballot on one of the polling stations located in close proximity to a legendary Borodino field, the 200 anniversary of the Russian-French fight on which is celebrated in Russia in 2012, declared Year of the Russian history.

Information working hours of Information center provided on March 4 (Sunday) of information on

opening of rooms for voting of polling stations, participation (appearance) of voters in elections, statements, addresses and complaints of participants of elections and results of their expeditious consideration, counting of votes, including turning on of "counter" of establishment of preliminary results of voting at an election of the president of the Russian Federation, carrying out videoconferences of representatives of the CEC of Russia, other participants of Information center with Russian Federation constituent election commissions, speech of representatives of civil and expert community, and on March 5 (Monday) – representation by the Chairman of the CEC of Russian – V.E. Churov, the Member of the CEC of Russia of VA. Kryukov of information on preliminary results of election of the president of the Russian Federation, elections of heads and deputies of representative bodies of administrative centers of subjects of the Russian Federation.

Performances of participants of actions of Information center were accompanied by display of the graphic and other materials illustrating a voting process and preliminary results of voting, results of elections. Materials with the current information in a convenient printing form (report) and by tradition in electronic form – in the intranet booths and the Internet – were provided to participants of actions of Information center after official submission of this information.

On March 4, 2012 according to the program of work of Information center Deputy Chairmen of the Russian CEC L.G. Ivlev and S.T. Vavilov at 11:30, 12:00, 15:00, 17:00 and 19:00 Moscow time submitted information on the volume of election campaigns, to activity of voters, summing up voting. Thus for the first time in practice of work of the CEC of Russia information centers information on a voting process in a section of a number of subjects of the Russian Federation and territorial election commissions was submitted.

The Deputy Chairman of the Russian CEC – the head of the CEC of Russia Information center L.G. Ivlev gave numerous express interviews to representatives of the Russian and foreign mass media.

With chairmen and representatives of a number of Russian Federation constituent election commissions, in particular the Sakha Republics (Yakutia), Altai Republic, the Komi Republic, Kabardino-Balkarian Republic, the Bashkortostan Republic, the Chuvash Republic, the Arkhangelsk, Kirov, Pskov, Kaliningrad and Omsk Regions, Khanty-Mansi Autonomous Area was carried out videoconferences in which Members of the CEC of Russia, representatives of Federal Informatization Center under the CEC of Russia, federal government bodies, other election commissions took part. Carrying out videoconferences was preceded by demonstration on a board in the CEC of Russia of Presentation Video

Records Information center, all above-mentioned subjects of the Russian Federation prepared by election commissions.

Within work of the CEC of Russia Information center "Vybory-2012" took place radio communication sessions with the Plenipotentiary Ambassador of the Russian Federation in Germany V. M. Grinin, with the Plenipotentiary Ambassador of the Russian Federation in Ukraine M.Y. Zurabov on the issue of voting of citizens of the Russian Federation in the respective state, including the use of complexes for electronic voting (Germany).

Within the program of information actions of "Vybory-2012" Information center, in particular, performances on March 4 and 5, 2012 took place:

The chairman of the CEC of Russia – V.E. Churov – about results of a working trip on March 4, 2012 on a number of polling stations of the Kaluga and Moscow areas and the Moscow City;

the Member of the CEC of Russia T.G. Voronova – about the international observers at an election of the president of the Russian Federation;

Deputy Chairman of the CEC of Russia S.V. Vavilov – about the organization of the budgetary financing by preparation and carrying out election campaign on an election of the president of the Russian Federation, and also about work with complaints and the addresses, which have arrived during preparation of election of the president of the Russian Federation;



Member of the CEC of Russia V.A. Kryukov – about preliminary results of voting on elections in administrative centers of subjects of the Russian Federation;

The president of JSC "Rostelecom" A.Y. Provotorov, director of the department of a state policy in the field of information technologies and coordination of informatization of the Ministry of Telecom and Mass Communications of the Russian Federation of I.A. Milashevskiy, with participation of Member of the CEC of Russia A.I. Lopatin, the Head of Federal Informatization Center under the CEC of Russia M.A. Popova, – about application of means of video surveillance on polling stations at elections of the President of the Russian Federation (for the first time in the Russian electoral practice according to the decision of the Government of the Russian Federation webcams equipped almost all polling stations of the country);

the First Deputy Secretary of Civic chamber of the Russian Federation M. V. Ostrovsky – about public supervision over elections in the Russian Federation on March 4, 2012;

the cochairman of the Working group on public control over electoral process of Civic chamber of the Russian Federation, the member of Civic chamber of the Russian Federation M. G. Grigoriev – about a complex of actions for implementation of public control over elections;

the chairman of the board of the Russian fund of free elections of V.P. Volkov, the chairman of Coordination council of non-governmental organizations on protection of electoral rights of citizens, the executive director of the Russian fund of free elections I.V. Bogdanov – about work public "the hot line" communications of the Russian fund of free elections with voters in subjects of the Russian Federation;

representatives of Association of non-profit organizations on protection of electoral rights "Civil control" A.S. Tochenov, G. V. Fedorov, A.V. Ignatov – about implementation of public supervision over elections in the Russian Federation, about a course, intermediate results and preliminary results of public monitoring on elections;

the cochairman of Public council "Honest choice" of A.S. Brod and the responsible secretary of Council D. V. Konyaev – about work organization "hot line" communications with voters of Public council "Honest choice";

Directors of the Federal Migration Service K.O. Romodanovskiy, with participation of Deputy

Chairman of the Russian CEC L.G. Ivlev, Member of the CEC of Russia N.A. Kulyasov, – about the organization of work of Federal Migration Service on providing electoral rights of citizens;

the First Deputy Minister of Foreign Affairs of the Russian Federation A.I. Denisov, with participation of Deputy Chairman of the CEC of Russia L.G. Ivlev, Member of the CEC of Russia E.P. Dubrovin, the Member of the CEC of Russia S.M. Shapiyev, the chairman of a territorial election commission at elections abroad P.A. Prokofiev, – about the organization and a voting process of voters outside the territory of the Russian Federation (for carrying out voting in 147 foreign states 385 polling stations were formed; activity of foreign precinct election commissions two territorial election commissions specially created by the CEC of Russia at elections abroad directed);

the secretary of state – Deputy Minister of Defense of the Russian Federation N.A. Pankov, with participation of the Chairman of the CEC of Russia of V.E. Churov, Member of the CEC of Russia O.L. Lavrov, – about the organization of voting of the military personnel (with video movie demonstration about a voting process of the military personnel in all military districts of the Russian Federation on March 4, 2012);

the First Deputy Minister of Internal Affairs of the Russian Federation, police lieutenant general A.V. Gorovov, with participation of the Member of the CEC of Russia of A.I. Lopatin, – about providing a law and order and public safety on elections on March 4, 2012;

the head of Russian Center for Training in Election Technologies under the CEC of Russia A.V. Ivanchenko – about results of competitions of sociological forecasts and information projects of Russian Center for Training in Election Technologies under the CEC of Russia at an election of the president of the Russian Federation.


At 21:00 on March 4 by the Chairman of the CEC of Russia of V.E. Churov was included "counter" of preliminary results of vote establishment at an election of the president of the Russian Federation (for the first time in practice of work of the CEC of Russia information centers in the presence of all Members of the CEC of Russia with the right of a casting vote) and the first results of voting (by results of the beginning of input of protocols of precinct election commissions in GAS "Vybory") are announced. From 21:00 on March 4 till 08:00 on March 5, 2012 specified "counter" in the on-line



mode worked at the CEC of Russia Information center board. Thus for the first time in practice of work of information centers at an election of the president of the Russian Federation specified "counter" was supplemented with demonstration (in real time) preliminary results of voting at an election of the president of the Russian Federation in a section of a number of subjects of the Russian Federation, and also territorial election commissions, providing that more volume and profound cut of submission of electoral information.

Deputy Chairmen of the CEC of Russia L.G. Ivlev and S.T. Vavilov regularly informed participants of "Vybory-2012" Information center on statements arriving in the CEC of Russia and addresses of participants of elections and operational response measures accepted on them.

The extensive program of informational and explanatory character was realized, numerous interviews, briefings and others information events with participation of the Chairman of the CEC of Russia, vice-chairmen and the Secretary of the CEC of Russia, Members of the CEC of Russia with the right of a casting vote, heads of the organizations and establishments are organized and carried out at the



CEC of Russia, guests and representatives of mass media.

In the CEC of Russia Information center "Vybyry-2012", and also in the International information center "Vybyry-2012" non-governmental organizations (The Russian fund of free elections, Association of non-profit organizations on protection of electoral rights "Civil control", Public council "Honest choice") developed mobile points public "hot lines" communications with voters. Work public "hot lines" once again showed to communication with voters effectiveness of the mechanism of public control created in Russian Federation behind the electoral process, allowing all participants of elections, first of all voters, to take active part in its implementation. Prompt messages of voters on possible violations of the law on the elections, in time the asked questions in connection with their participation in elections really promoted improvement of quality of electoral process and effective protection of the rights, freedoms and legitimate interests of voters.

On March 5 at 10:00 in the CEC of Russia Information center "Vybyry-2012" the Chairman of the CEC of Russia V.E. Churov (for the first time in practice of work of the CEC of Russia information centers with participation of all Members of the CEC

of Russia with the right of a casting vote) announced preliminary results of voting at an election of the president of the Russian Federation, including participation of voters in voting (the voter turnout came to 65,3%); at 11:00 Member of the CEC of Russia V.A. Kryukovym published preliminary results of voting on elections in the cities - administrative centers of subjects of the Russian Federation. The head of Russian Center for Training in Election Technologies under the CEC of Russia A.V. Ivanchenko reported about results of competitions of sociological forecasts and information projects of Russian Center for Training in Election Technologies under the CEC of Russia at an election of the President of the Russian Federation.

The international public showed interest to federal elections, application of technical means of counting of votes, work organization "hot lines" communications with voters in subjects of the Russian Federation, to video surveillance implementation behind a voting process and counting of votes in precinct election commissions of all 83 subjects of the Russian Federation.

By the CEC of Russia it was accredited 685 foreign (international) observers from 56 foreign states and the international organizations (Parliamentary Assembly of OSCE, Parliamentary Assembly of the



Council of Europe, the Commonwealth of Independent States, the Shanghai organization of cooperation, ODIHR, the Organization of American States, Association of organizers of elections of the countries of Europe). The international observers, both long-term, and short-term, carried out supervision over elections in 48 subjects of the Russian Federation in which territory about 82,4 million voters were registered totally.

Within the CEC of Russia Information center "Vybory-2012" actions on March 5, 2012 representatives of Mission of observers for the CIS which structure included 232 observers from the states – participants of the CIS, Inter-parliamentary Assembly of the states - participants of the CIS, Parliamentary Meeting of the Union of Russia and Belarus, Executive committee CIS, held a press conference at which was announced the Statement of Mission of observers from the Commonwealth of Independent States by results of supervision over preparation and elections of the President of the Russian Federation. Coordinators of Mission of observers for the CIS participated in a press conference of N.G. Aydarov (The mission manager of observers for the CIS),

K.M. Adilov (Uzbekistan), A.A. Vardanyan (Armenia), F.D. Zhavadov (Azerbaijan), L.M. Yermoshin (Belarus), O.N. Niyazliyev (Turkmenistan), T.V. Okhlopko (Kazakhstan), V.A. Popov (Inter-parliamentary Assembly of the states – participants of the CIS), N.L. Samoseyko (Belarus), A.T. Shayymkulova (Kyrgyzstan), Sh. Shokhiyon (Tajikistan).

In the Statement it is noted: "Mission of observers from the Commonwealth of Independent States:

during supervision it was not recorded violations of electoral laws of the Russian Federation which could affect results of elections;

estimates the election of the president which have passed on March 4, 2012 of the Russian Federation as corresponding to electoral laws of the Russian Federation and the universally recognized democratic standards".

In completion of actions of the CEC of Russia Information center "Vybory-2012" baton to the following CEC of Russia Information center which will be formed at elections in uniform day of voting in subjects of the Russian Federation on October 14, 2012 was symbolically passed on.

Chapter 18.

Complaints to the election commissions.

Administrative liability for violations of election laws.

Electoral disputes

18.1. Complaints submitted to the Central Election Commission of the Russian Federation

During the preparation for and conduct of elections of the President of the Russian Federation the Central Election Commission of the Russian Federation received and considered 806 complaints containing information on violations of election laws; violations were confirmed for 135 complaints (17 %). For comparison: during the preparation for and conduct of elections of the President of the Russian Federation, held on 2 March 2008, 458 complaints were received, violations were confirmed for 41 complaints (9 %) (Appendix 1 to Chapter 18).

Received:

- from the voters – 405 complaints, confirmed – 81;
- from the Deputies of the State Duma of the Federal Assembly of the Russian Federation – 158, confirmed – 18;
- from the candidates – 126, confirmed – 22;
- from the members of the Election commissions – 50, confirmed – 4;
- from the representatives of political parties – 45, confirmed – 9;
- from representatives of public organizations, trade unions – 10 confirmed – 1;
- from the representatives of the State authorities and the local authorities – 8, no violation was confirmed;
- from the representatives of the mass media – 4, no violation was confirmed.

During the election campaign for the President of the Russian Federation the Central Election Commission of the Russian Federation received the complaints from 72 regions of Russia. There were no complaints from 11 subjects of the Russian Federation (Republic of Adygeya, Republic of Altai, Republic of Ingushetia, Karachayevo-Circassian Republic, Republic of Mari El, Republic of Khakassia, Perm Territory, Kostroma Region, Magadan Region, Novgorod Region and Nenets

Autonomous Area). Most complaints (147) were received from Moscow (24 confirmed), Moscow Region – 93 (33 – the largest number of complaints confirmed), St. Petersburg – 34 (7) and the Krasnodar Territory – 28 (3).

In addition, it was received 110 complaints on violations of the electoral law without regard to the specific territory of the Russian Federation (mostly related to campaigning on television and in the print media), and 9 complaints from the voters living abroad (for issues related to the voting procedure abroad and obtaining information about the location of precincts).

Complaints about illegal (according to the applicant) actions during the preparation for and conduct of voting, counting of votes. During this election campaign, most complaints were connected with unlawful (according to the applicant) actions during the preparation for and conduct of voting, counting of votes – received 259 complaints (32 confirmed, or 4 %) (Appendix 8 to Chapter 18). The information contained therein related to, inter alia:

- violations in voter registration process, voter lists making – 92 (16 confirmed);
- delivery the electorate to the to the polling places – 39 (4);
- removal of observers – 28 (3);
- voting outside the polling places – 27 (2);
- inform voters – 22 (2).

Claims on illegal (according to the applicant) decisions, actions (inaction) of election commissions and their officials were in 187 complaints (confirmed 64, or 8 %) (Appendix 8 to Chapter 18), including 117 claims on decisions, actions (inaction) of the precinct election commissions (59 confirmed) and 46 complaints for the territory election commissions (confirmed 4). Most of these complaints were associated with obtaining absentee voting certificates – received 86 complaints (on refuse to issue or lack of absentee voting certificates in the premises of the Election Commission on the same day), of which 56 proved to be true (42 % of all confirmed). Thus, the election commissions should pay particular attention to ensuring the rights of voters by the timely issuance of absentee voting certifi-

cates, and the higher commissions should take necessary measures to provide the precinct election commissions with blanks for absentee voting certificates.

Complaints about the actions (inaction) of election commissions of subjects of the Russian Federation were held in 16 appeals, but only one of them proved to be true – the complaint from an authorized representative of the candidate for the post of the President of the Russian Federation to take action on the fact of illegal actions of the Election Commission of Kamchatka Territory in connection with the Commission decision number 108/766 recognized newspaper "Kamchatka communist" № 2 (31) for February 2012 as illegal propaganda material. Central Election Commission of the Russian Federation gave the Election commission of Kamchatka Territory an appropriate explaining. In accordance with the provisions of the Law of the Russian Federation "On Mass Media" measures to suspend the release of the periodical may not be accepted except on the basis of an enforceable decision of the Court. Given the fact that the newspaper "Kamchatka communist" is a registered print media, the Election Commission of Kamchatka in accordance with the Federal Law "On Basic Guarantees of Electoral Rights, and the right to participate in the referendum for the citizens of the Russian Federation" was recommended to review the matter and cancel its decision regarding the submission appeal for the seizure of copies of the newspaper "Kamchatka communist" № 2 (31) of February 2012 to the Office of the Ministry of Internal Affairs of Russia on the Kamchatka Territory. Paragraph 3 of the resolution was canceled under the Decree of the Election Commission of Kamchatka Territory on 4 March 2012 number 111/779.

Most of the complaints, received by the Election commissions of the subjects of the Russian Federation, were related to informational, technical, organizational violations of the commissions, as well as applicants' dissatisfaction with the responses to their previous complaints.

In five cases, the applicants complained about the actions (inaction) of the Central Election Commission of the Russian Federation (information, technical and organizational issues), none of these claims has been confirmed.

Complaints related to the election campaigning are on the third place. It was received 174 complaints (24 confirmed, or 3 %), 59 of them – in connection with the illegal, according to the applicants, actions during the campaign, 53 – abuse in TV chan-

nels, 39 – in the print media, 22 – in connection with other violations in the field of information and campaigning (Appendix 8 to Chapter 18). For example, in the Lipetsk region there were considered five complaints related to distribution of printed propaganda material "Vybor.ru", which was declared illegal, the request for its seizure was sent to the Russian Ministry of Internal Affairs in the Lipetsk region.

As for the other complaints submitted to the Central Election Commission of the Russian Federation during the preparation for, and conduct of elections of the President of the Russian Federation, there were received:

- 57 complaints related to violations associated with use of the advantages of the official position, including law enforcement authorities (2 confirmed);
- 45 applications contained information about falsification (according to the applicants) of the election results (9 confirmed);
- 35 applications related to the formation of election commissions, none has been confirmed;
- 12 complaints related to issues of registration of candidates (1 confirmed);
- 37 appeals raised issues not within the competence of the Election commissions. These applications were forwarded to the competent authorities for trial and making the response to the applicant (3 confirmed) (Appendix 8 to Chapter 18).

It should be noted that during the preparation for, and conduct of elections of the President of the Russian Federation, the Working Group of the Central Election Commission of the Russian Federation of the preliminary review of complaints (applications) considered no complaints against decisions of lower election commissions.

18.2. Complaints received by the election commissions of the Russian Federation

A significant number of complaints about violations at the stages of the preparation for and conduct of elections of the President of the Russian Federation were submitted to the election commissions of the subjects of the Russian Federation.

Total amount of applications received was 1977 (to compare: during similar elections in 2008, 765 applications were received.) Despite increased by 2.5 times number of appeals, the proportion of the confirmed complaints related to the details of the violation of the law, has dropped to 307 complaints, or 15 percent (in 2008 – 148 appeals, or 19 %) (Appendix 2 to Chapter 18).

It should be noted that the complaints of the violations of electoral laws during the election campaign for the President of the Russian Federation were submitted to the election commission in the 73 subjects of the Russian Federation. Most complaints were received by the Central Election Commission of the Republic of Udmurtia – 132 (confirmed 45 – the largest number of the confirmed complaints), by the Moscow Election Commission – 93, by the St. Petersburg election commission – 88, by the Central Election Commission of the Republic of Tatarstan – 76 complaints.

Regarding to the complaints received by the election commission of 18 subjects of the Russian Federation (Republic of Adygea, Republic of Altai, Republic of Bashkortostan, Republic of Dagestan, Republic of Karelia, Republic of Komi, Republic of Mari El, Republic of Mordovia, Republic of Khakassia, Altai region, Arkhangelsk region, Bryansk region, Vladimir region, Kaluga region, Magadan region and Moscow region, Khanty-Mansi Autonomous Area – Yugra, Chukotka Autonomous Area), violations of the electoral laws were not confirmed.

Most of complaints received by the election commissions of subjects of the Russian Federation, were related to the violation of the order of election campaigning – 545 (confirmed 171, or 31 %) (Appendix 2 to Chapter 18).

A significant number of complaints received by the election commission of the Russian Federation, included: violations of the order of voting and vote counting, determination of election results – 284 complaints (confirmed 18, or 6 %), illegal, according to the applicants, decisions, actions (inaction) of election commissions – 242 complaints (confirmed 24, or 10 %).

18.3. Complaints of violations of electoral rights and individual opinions of the members of election commissions received by the Central Election Commission of the Russian Federation together with the protocols of election commissions of subjects of the Russian Federation

Attention should be paid to the complaints of violations of electoral rights and the individual opinions of the members of election commissions on the results of the voting, received by the Central Election Commission of the Russian Federation together with

the protocols of election commissions of subjects of the Russian Federation.

Thus, together with the protocols of election commissions of voting in the territories of 38 subjects of the Russian Federation, the Central Election Commission of the Russian Federation received 216 complaints, with 25 confirmed violations, or 11.6 percent. The protocols on voting results in the territories of 45 Subjects of the Russian Federation were not accompanied with the complaints. It should be noted that the number of complaints, received with the protocols of election commissions of the voting in similar elections in 2008 was 172, of which 16 proved to be true, or 9.3 percent. As in previous elections, most of the complaints came from the Krasnodar region (25) and Moscow (24) (Appendix 3 to Chapter 18).

Much of the complaints received with the protocols of election commissions of subjects of the Russian Federation were related to violations of the voting procedure – 72 (confirmed 4), and were also related to the inclusion (exclusion) of citizens into the voter list – 45 (confirmed 6).

The protocols were accompanied with 26 individual opinions of the members of election commissions of the subjects of the Russian Federation with the right to vote (Appendix 4 to chapter 18). However, most of individual opinions were general in nature, contained a subjective negative assessment of the elections and the entire electoral process, and information about alleged violations without no evidence, that in itself could not possibly give rise to the invalidation of the protocols.

18.4. Administrative liability for violations of election laws

During the preparation for and conduct of elections of the President of the Russian Federation, the law enforcement authorities and the election commissions made 157 protocols (decisions) of administrative offence, for which about half of the offenders (70) were brought to administrative liability under Article 5.5 of the Code Of Administrative Offences Of The Russian Federation (violation of the order of participation of media in the information support of elections), 5.10 (conduct of a pre-election campaign when and where it is prohibited by the laws) and 5.12 (production, dissemination and placement of campaign materials in violation of the election laws) (Appendix 5 to Chapter 18).

18.5. Electoral disputes

During the preparation and conduct of elections the courts of general jurisdiction have considered 138 cases, of which 57 were satisfied (including 50 cases related to the non-inclusion in the list of voters, non-issuance of an absentee voting certificate, 3 – to the creating of election commissions, 3 – to removal, non-admission of observers, members of election commissions, 1 – with agitation).

The vast majority of civil cases were considered in the Arkhangelsk region – 28 (15 satisfied), in St. Petersburg – 14 (4), 8 cases – in Kaluga, Moscow and Murmansk regions (Appendix 7 to Chapter 18).

During the election campaign, the Supreme Court of the Russian Federation, considered 11 civil cases (Appendix 6 to Chapter 18):

- 4 cases concerned the lawfulness of decisions of the Central Election Commission of the Russian Federation to refuse registration of voter groups, created to support self-four candidates for the post of the President of the Russian Federation, and their authorized representatives (candidates N.V. Levashov L.G. Ivashov, B.S. Mironov, E.V. Savenko);

- 2 cases related to challenging decisions of the Central Election Commission of the Russian Federation to refuse registration of candidates for the post of the President of the Russian Federation (G.A. Yavlinsky and S.M. Peunova;

- 1 case concerned a dispute, connected with the avoidance the Central Election Commission of the Russian Federation from the decision on the registration of a candidate for the post of the President of the Russian Federation V. Vinogradov;;

- 4 cases are considered in the order of abstract normative control due to the fact that the subject matter of the dispute was the regulatory decisions of the Central Election Commission of the Russian

Federation on the preparation of the elections of the President of the Russian Federation (the decision of the Central Election Commission of the Russian Federation of December 27, 2011 № 82/635-6 "On the Procedure of surveillance in the polling place on Election of the President of the Russian Federation, March 4, 2012", of October 7, 2011 № 42/354-6 "On the forms of the ballot, and requirements for manufacturing election ballots for the election of the President of the Russian Federation", of January 31, 2012 № 93/744-6" On approval of the text of the ballot to vote in the election of the President of the Russian Federation", of May 25, 2011 № 12/128-6" On the Set of the measures for informing voters about the registered candidates for the post of the President of the Russian Federation, about the political parties that nominated candidates", of August 17, 2011 № 26/254-6 in the extent of challenging the paragraph 2.18.3 of the Instructions about establishing a common organization of the vote, making protocols of election commissions, the determination of the election results, receiving, communication and processing information using the State Automated System of the Russian Federation "Elections" in the election of the President of the Russian Federation).

The Tver District Court of Moscow considered one civil case according to the application of the candidate for the post of the President of the Russian Federation S.M. Mironov, in which he challenged the actions of the CEC of Russia, related to sending to a Federal State Unitary Enterprise "RTR" and JSC "First Channel" letters on the content of propaganda material.

In all the above cases, the applications were rejected, and the decisions and actions of the Central Election Commission of the Russian Federation were recognized as legitimate and justified.

[illegible]

№ item	Subject of the Russian Federation	Number of appeals		Including appeals received																
		in all	confirmed	from voters		from candidates		From deputies of the State Duma, the Federation Council		From members of election commissions		From representatives of political parties		From representatives from state bodies, local governments		From representatives from non- governmental organizations, trade unions		From representatives of mass media		
				in all	confirmed	in all	confirmed	in all	confirmed	in all	confirmed	in all	confirmed	in all	confirmed	in all	confirmed	in all	confirmed	in all
26	Astrakhan Region	1	0	—	—	—	—	—	—	—	—	1	0	—	—	—	—	—	—	confirmed
27	Belgorod Region	2	1	2	1	—	—	—	—	—	—	—	—	—	—	—	—	—	—	—
28	Bryansk Region	9	1	7	1	—	—	—	—	—	2	0	—	—	—	—	—	—	—	—
29	Vladimir Region	2	0	2	0	—	—	—	—	—	—	—	—	—	—	—	—	—	—	—
30	Volograd Region	14	1	8	1	—	—	3	0	1	0	1	0	1	0	—	—	—	—	—
31	Vologda Region	2	1	1	0	1	1	—	—	—	—	—	—	—	—	—	—	—	—	—
32	Voronezh Region	4	0	1	0	—	—	1	0	1	0	—	—	—	—	1	0	—	—	—
33	Ivanovo Region	4	0	4	0	—	—	—	—	—	—	—	—	—	—	—	—	—	—	—
34	Irkutsk Region	3	1	2	1	—	—	1	0	—	—	—	—	—	—	—	—	—	—	—
35	Kaliningrad Region	1	0	1	0	—	—	—	—	—	—	—	—	—	—	—	—	—	—	—
36	Kaluga Region	5	0	5	0	—	—	—	—	—	—	—	—	—	—	—	—	—	—	—
37	Kemerovo Region	13	1	2	0	10	1	1	0	1	—	—	—	—	—	—	—	—	—	—
38	Kirov Region	1	0	—	—	—	—	—	—	—	—	—	1	0	—	—	—	—	—	—
39	Kurgan Region	4	0	1	0	3	0	—	—	—	—	—	—	—	—	—	—	—	—	—
40	Kursk Region	1	0	1	0	—	—	—	—	—	—	—	—	—	—	—	—	—	—	—
41	Leningrad Region	19	3	11	1	3	1	—	—	1	0	1	1	2	0	1	0	—	—	—
42	Lipetsk Region	12	9	1	0	—	—	5	4	—	—	6	5	—	—	—	—	—	—	—
43	Moscow Region	93	33	57	22	11	8	12	3	7	0	4	0	—	—	1	0	1	0	0
44	Murmansk Region	4	1	1	1	—	—	1	0	—	—	2	0	—	—	—	—	—	—	—
45	Nizhni Novgorod Region	22	6	7	2	11	2	2	1	—	—	2	1	—	—	—	—	—	—	—
46	Novosibirsk Region	11	0	1	0	1	0	7	0	2	0	—	—	—	—	—	—	—	—	—
47	Omsk Region	1	0	1	0	—	—	—	—	—	—	—	—	—	—	—	—	—	—	—
48	Orenburg Region	10	4	8	4	—	—	2	0	—	—	—	—	—	—	—	—	—	—	—
49	Orel Region	2	0	—	—	—	—	—	—	1	0	1	0	—	—	—	—	—	—	—
50	Penza Region	4	0	2	0	2	0	—	—	—	—	—	—	—	—	—	—	—	—	—
51	Pskov Region	1	0	—	—	—	—	—	—	—	—	—	1	0	—	—	—	—	—	—
52	Rostov Region	11	4	8	2	2	1	—	—	1	1	—	—	—	—	—	—	—	—	—
53	Ryazan Region	7	0	5	0	2	0	—	—	—	—	—	—	—	—	—	—	—	—	—
54	Samara Region	7	3	4	2	2	1	—	—	1	0	—	—	—	—	—	—	—	—	—

№ item	Subject of the Russian Federation	Number of appeals		Including appeals received															
		in all	confirmed	from voters		from candidates		From deputies of the State Duma, the Federation Council		From members of election commissions		From representatives of political parties		From representatives from state bodies, local governments		From representatives from non- governmental organizations, trade unions		From representatives of mass media	
				in all	confirmed	in all	confirmed	in all	confirmed	in all	confirmed	in all	confirmed	in all	confirmed	in all	confirmed	in all	confirmed
55	Saratov Region	8	1	2	0	6	1	—	—	—	—	—	—	—	—	—	—	—	—
56	Sakhalin Region	1	0	1	0	—	—	—	—	—	—	—	—	—	—	—	—	—	—
57	Sverdlovsk Region	4	0	3	0	—	—	1	0	—	—	—	—	—	—	—	—	—	—
58	Smolensk Region	7	6	3	2	2	2	1	1	—	—	1	1	—	—	—	—	—	—
59	Tambov Region	5	2	3	1	1	0	1	1	—	—	—	—	—	—	—	—	—	—
60	Tver Region	8	1	1	0	—	—	7	1	—	—	—	—	—	—	—	—	—	—
61	Tomsk Region	3	0	2	0	—	—	—	—	—	—	1	0	—	—	—	—	—	—
62	Tula Region	5	2	1	0	—	—	2	1	—	—	1	1	—	1	0	—	—	—
63	Tyumen Region	5	2	—	—	—	—	3	2	1	0	1	0	—	—	—	—	—	—
64	Ulyanovsk Region	6	0	3	0	—	—	—	—	—	—	3	0	—	—	—	—	—	—
65	Chelyabinsk Region	7	1	1	0	1	0	1	0	2	0	—	—	1	0	1	—	—	—
66	Yaroslavl Region	5	0	2	0	—	—	2	0	1	0	—	—	—	—	—	—	—	—
67	Moscow City	147	24	87	22	12	0	38	1	8	1	—	—	—	—	1	0	1	0
68	Saint-Petersburg City	34	7	29	7	3	0	—	—	1	0	—	—	—	—	—	1	0	0
69	Jewish Autonomous Region	1	0	—	—	—	—	—	—	—	—	1	0	—	—	—	—	—	—
70	Khanty-Mansi Autonomous area – Yugra	11	0	4	0	7	0	—	—	—	—	—	—	—	—	—	—	—	—
71	Chukot Autonomous area	1	0	—	—	—	—	—	—	—	—	1	0	—	—	—	—	—	—
72	Yamalo-Nenetski Autonomous area	3	0	2	0	—	—	1	0	—	—	—	—	—	—	—	—	—	—
On the Internet		5	0	5	0	—	—	—	—	—	—	—	—	—	—	—	—	—	—
Russian Federation as a whole, or several Subjects of the Russian Federation		110	1	30	1	25	0	46	0	—	—	4	0	—	4	0	1	1	0
Outside the territory of Russian Federation		9	1	9	1	—	—	—	—	—	—	—	—	—	—	—	—	—	—
Total		806	135	405	81	126	22	158	18	50	4	45	9	8	0	10	1	4	0

Appendix 2 to the Chapter 18

Information about appeals received by the election commissions of the subjects of the Russian Federation on alleged violations of the electoral law during the election campaign to President of the Russian Federation, March 4, 2012

№ item	Subject of the Russian Federation	Received appeals	Essence of appeal *											
			rights violations of electoral associations, candidates, including				On violations of the order of formation of election commissions		On a violations voter lists		On violations of the order of formation and use of election funds		on violations of the order of election campaigning	
			On nomination		On during registration		On due to obstruction of the election campaign		in all	confirmed	in all	confirmed	in all	confirmed
			in all	confirmed	in all	confirmed	in all	confirmed						
1	Adygei Republic	3	0	0	0	0	0	0	0	0	0	0	0	0
2	Altai Republic	9	0	0	0	0	0	0	0	0	0	0	0	0
3	Bashkortostan Republic	20	0	0	0	0	0	0	0	0	0	0	0	0
4	Buriat Republic	7	1	2	1	0	0	0	0	0	0	0	0	0
5	Daghestan Republic	4	0	0	0	0	0	0	0	0	0	0	0	0
6	Karelian Republic	7	0	1	0	2	0	0	0	0	0	0	0	0
7	Komi Republic	10	0	0	0	0	0	0	0	0	0	0	0	0
8	Mari El Republic	16	0	3	0	4	0	0	0	0	0	0	0	0
9	Mordovian Republic	14	0	0	0	0	0	0	0	0	0	0	0	0
10	Tatarstan Republic	76	2	3	0	8	0	0	0	0	0	0	0	0
11	Tyva Republic	6	1	0	0	0	0	0	0	0	0	0	0	0
12	Udmurt Republic	132	45	13	5	1	0	0	0	0	0	80	38	0
13	Khakass Republic	5	0	0	0	0	0	0	0	0	0	0	0	0
14	Chuvash Republic	50	3	4	0	4	0	0	0	0	0	13	1	0
15	Altai Territory	20	0	0	0	1	0	0	0	0	0	6	0	0
16	Zabaykalsky Territory	13	3	0	0	1	0	0	0	0	0	3	0	0
17	Kamchatka Territory	10	5	1	1	0	0	0	0	0	0	5	3	0

* If the appeals refers to several violations indicated major violation or breach, which was confirmed during the verification process.

№ item	Subject of the Russian Federation	Received appeals	Essence of appeal *																								
			On a violations voter lists				On violations of the order of formation of election commissions		rights violations of electoral associations, candidates, including				On violations of the formation and use of election funds		on violations of the order of election campaigning		on the facts of bribery of voters		on violations of associated with use of the advantages of the official (service rank) position		On violations of voting procedures and vote counting (including obstruction of monitoring election proceedings), the definition of election results		On illegal decisions, actions (inaction) of election commissions on other matters		On other violations of the electoral law		
			in all	confirmed	in all	confirmed	in all	confirmed	in all	confirmed	in all	confirmed	in all	confirmed	in all	confirmed	in all	confirmed	in all	confirmed	in all	confirmed	in all	confirmed	in all	confirmed	in all
18	Krasnodar Territory	68	2	8	0	3	0	0	0	0	0	3	0	0	0	8	2	0	0	0	0	7	0	5	0	34	0
19	Krasnoyarsk Territory	47	6	8	0	5	0	0	0	0	0	0	0	0	0	13	5	0	0	4	0	1	0	9	1	7	0
20	Perm Territory	29	10	0	0	0	0	0	0	0	0	0	0	0	0	25	9	0	0	0	0	0	0	1	0	3	1
21	Primorski Territory	58	3	4	0	1	0	0	0	0	0	0	0	0	0	14	3	1	0	0	0	24	0	0	0	14	0
22	Stavropol Territory	20	3	2	1	0	0	0	0	0	0	0	0	0	0	2	2	0	0	1	0	7	0	3	0	5	0
23	Khabarovsk Territory	30	5	0	0	0	0	0	0	0	0	0	0	0	0	20	5	0	0	0	0	0	0	0	0	10	0
24	Amur Region	11	5	0	0	0	0	0	0	0	0	0	0	0	0	9	5	0	0	1	0	0	0	0	0	1	0
25	Arkhangelsk Region	4	0	0	0	1	0	0	0	0	0	0	0	0	0	1	0	0	0	0	0	0	0	0	0	2	0
26	Astrakhan Region	10	3	0	0	0	0	0	0	0	0	0	0	0	0	0	0	0	0	0	0	6	1	4	2	0	0
27	Belgorod Region	28	14	1	0	2	0	0	0	0	0	2	0	1	0	16	11	0	0	0	0	0	0	0	0	6	3
28	Bryansk Region	2	0	0	0	0	0	0	0	0	0	0	0	0	0	1	0	0	0	0	0	0	0	0	0	1	0
29	Vladimir Region	4	0	0	0	0	0	0	0	0	0	0	0	0	0	4	0	0	0	0	0	0	0	0	0	0	0
30	Volograd Region	68	5	3	0	2	0	0	0	0	0	0	0	0	0	11	1	1	0	5	0	15	0	4	0	27	4
31	Vologda Region	6	2	0	0	1	0	0	0	0	0	0	0	0	0	5	2	0	0	0	0	0	0	0	0	0	0
32	Voronezh Region	17	1	1	0	3	0	0	0	0	0	0	0	0	0	4	0	0	0	2	0	4	0	0	0	3	1
33	Ivanovo Region	2	1	0	0	1	0	0	0	0	0	0	0	0	0	1	1	0	0	0	0	0	0	0	0	0	0
34	Irkutsk Region	3	1	1	0	0	0	0	0	0	0	0	0	0	0	2	1	0	0	0	0	0	0	0	0	0	0
35	Kaliningrad Region	27	10	8	5	0	0	0	0	0	0	1	0	0	0	5	1	0	0	0	0	4	1	7	3	2	0
36	Kaluga Region	7	0	1	0	1	0	0	0	0	0	0	0	0	0	3	0	0	0	0	0	0	0	1	0	1	0
37	Kemerovo Region	11	2	0	0	4	1	0	0	0	0	0	0	0	0	3	0	1	0	0	0	0	0	2	0	1	1
38	Kirov Region	9	7	0	0	1	0	0	0	0	0	0	0	0	0	8	7	0	0	0	0	0	0	0	0	0	0
39	Kostroma Region	23	1	0	0	0	0	0	0	0	0	0	0	0	0	5	1	3	0	2	0	5	0	5	0	2	0
40	Kurgan Region	50	10	1	1	1	0	0	0	0	0	0	0	0	0	26	7	0	0	0	0	1	0	11	0	10	2

№ item	Subject of the Russian Federation	Received appeals	Essence of appeal *																																																																																																																																																																																																																																																																																																																																																																																																																																																																																																																																																																																																																																																																																																																																																																																																																																																																																																																																																																																																																																																																																																																																																																																																																																																																																																																																		
			On a violations voter lists				On violations of the order of formation of election commissions		rights violations of electoral associations, candidates, including				On violations of the formation and use of election funds		on violations of the order of election campaigning		on the facts of bribery of voters		on violations of associated with use of the advantages of the official (service rank) position		On violations of voting procedures and vote counting (including obstruction of monitoring election proceedings), the definition of election results		On illegal decisions, actions (inaction) of election commissions on other matters		On other violations of the electoral law																																																																																																																																																																																																																																																																																																																																																																																																																																																																																																																																																																																																																																																																																																																																																																																																																																																																																																																																																																																																																																																																																																																																																																																																																																																																																																												
			in all	confirmed	in all	confirmed	in all	confirmed	in all	confirmed	in all	confirmed	in all	confirmed	in all	confirmed	in all	confirmed	in all	confirmed	in all	confirmed	in all	confirmed	in all	confirmed	in all	confirmed	in all																																																																																																																																																																																																																																																																																																																																																																																																																																																																																																																																																																																																																																																																																																																																																																																																																																																																																																																																																																																																																																																																																																																																																																																																																																																																																																								

№ item	Subject of the Russian Federation	Received appeals		Essence of appeal *																							
				On a violations voter lists				On violations of the order of formation of election commissions		rights violations of electoral associations, candidates, including				On violations of the formation and use of election funds		on violations of the order of election campaigning		on the facts of bribery of voters		on violations of associated with use of the advantages of the official (service rank) position		On violations of voting procedures and vote counting (including obstruction of monitoring election proceedings), the definition of election results		On illegal decisions, actions (inaction) of election commissions on other matters		On other violations of the electoral law	
				in all	confirmed	in all	confirmed	in all	confirmed	in all	confirmed	in all	confirmed	in all	confirmed	in all	confirmed	in all	confirmed	in all							
64	Tula Region	29	8	6	4	0	0	0	0	0	0	0	0	0	0	0	0	0	0	0	0	0	0	0	0	0	0
65	Tyumen Region	33	1	6	0	4	0	0	0	0	0	0	0	0	0	0	0	0	0	0	0	0	0	0	0	0	0
66	Ulyanovsk Region	34	6	5	2	0	0	0	0	0	0	0	0	0	0	0	0	0	0	0	0	0	0	0	0	0	0
67	Chelyabinsk Region	14	1	0	0	4	0	0	0	0	0	0	0	0	0	0	0	0	0	0	0	0	0	0	0	0	0
68	Yaroslavl Region	17	3	6	0	1	0	0	0	0	0	0	0	0	0	0	0	0	0	0	0	0	0	0	0	0	0
69	Moscow City	93	33	41	27	11	2	0	0	0	0	0	0	0	0	0	0	0	0	0	0	0	0	0	0	0	0
70	Saint-Petersburg City	88	5	13	0	13	4	0	0	0	0	0	0	0	0	0	0	0	0	0	0	0	0	0	0	0	0
71	Khanty-Mansi Autonomous area – Yugra	17	0	1	0	1	0	0	0	0	0	0	0	0	0	0	0	0	0	0	0	0	0	0	0	0	0
72	Chukot Autonomous area	3	0	0	0	1	0	0	0	0	0	0	0	0	0	0	0	0	0	0	0	0	0	0	0	0	0
73	Yamalo-Nenetski Autonomous area	12	3	1	0	0	0	0	0	0	0	0	0	0	0	0	0	0	0	0	0	0	0	0	0	0	0
	Total	1977	307	183	50	120	8	2	0	1	0	24	0	3	0	545	171	17	0	36	1	284	18	242	24	520	35

[illegible]

№ item	Number of complaints		In complaints filed primarily indicated for																
	in all	in all	Inclusion (exclusion) of citizens in the voter list		voting procedure		counting of votes, determination of voting results		rights of observers, media representatives		election campaigning		bribery of voters		informing of voters		other violations		
			in all	confirmed	in all	confirmed	in all	confirmed	in all	confirmed	in all	confirmed	in all	confirmed	in all	confirmed	in all	confirmed	in all
24		1	0	0	0	0	0	0	0	0	0	0	0	0	0	1	0	0	0
25		1	0	0	0	1	0	0	0	0	0	0	0	0	0	0	0	0	0
26	Subject of the Russian Federation	22	5	2	2	7	1	0	0	0	5	0	1	0	0	0	0	7	2
27		1	1	0	0	1	1	0	0	0	0	0	0	0	0	0	0	0	0
28		2	0	0	0	0	0	0	0	0	0	2	0	0	0	0	0	0	0
29		12	2	0	0	0	5	1	0	0	2	0	1	1	0	0	0	4	0
30		4	0	0	0	0	0	0	0	0	0	0	0	0	0	0	0	4	0
31		3	0	1	0	1	0	0	0	0	0	0	0	0	0	0	0	1	0
32		2	0	0	0	0	0	0	0	1	0	0	0	0	0	0	0	1	0
33		1	0	0	0	1	0	0	0	0	0	0	0	0	0	0	0	0	0
34		1	0	0	0	0	0	0	0	0	0	1	0	0	0	0	0	0	0
35		2	0	0	0	0	0	0	0	2	0	0	0	0	0	0	0	0	0
36		9	4	2	1	2	0	0	0	0	0	3	3	0	0	0	0	2	0
37		24	0	22	0	1	0	0	0	0	0	0	0	0	0	0	0	1	0
38	Khanty-Mansi Autonomous area – Yugra	1	0	0	0	1	0	0	0	0	0	0	0	0	0	0	0	0	0
	Total	246	25	45	6	72	4	9	0	28	2	15	7	1	0	1	0	45	6

Appendix 4 to the Chapter 18

**Separate opinions of members of election commissions received by
the Central Election Commission of the Russian Federation with the protocols
of election commissions of subjects of the Russian Federation
on the voting March 4, 2012**

№ item	Subject of the Russian Federation	Number of complaints attached	Number of separate opinion attached
1	Adygei Republic	1	0
2	Buriat Republic	3	0
3	Daghestan Republic	1	0
4	Mari El Republic	8	0
5	Tatarstan Republic	16	0
6	Tyva Republic	6	0
7	Khakass Republic	1	0
8	Chuvash Republic	0	1
9	Altai Territory	2	0
10	Krasnodar Territory	25	1
11	Perm Territory	5	0
12	Primorski Territory	2	0
13	Stavropol Territory	1	0
14	Khabarovsk Territory	2	1
15	Amur Region	0	1
16	Astrakhan Region	2	0
17	Belgorod Region	22	0
18	Bryansk Region	1	0
19	Volgograd Region	3	1
20	Voronezh Region	0	1
21	Irkutsk Region	2	0
22	Kaliningrad Region	4	2
23	Kaluga Region	1	0
24	Kemerovo Region	0	1
25	Kirov Region	4	0
26	Kostroma Region	11	0
27	Kursk Region	7	0
28	Lipetsk Region	1	0
29	Moscow Region	1	0
30	Nizhni Novgorod Region	22	3
31	Novgorod Region	1	0
32	Omsk Region	2	0
33	Pskov Region	0	1
34	Rostov Region	12	1
35	Ryazan Region	0	1
36	Samara Region	4	1
37	Saratov Region	0	2
38	Sakhalin Region	3	1
39	Sverdlovsk Region	2	0
40	Tambov Region	1	1
41	Tver Region	1	0
42	Tyumen Region	2	0
43	Ulyanovsk Region	9	1

№ item	Subject of the Russian Federation	Number of complaints attached	Number of separate opinion attached
44	Chelyabinsk Region	0	1
45	Moscow City	24	1
46	Nenets Autonomous area	0	1
47	Khanty-Mansi Autonomous area – Yugra	1	0
48	Yamalo-Nenetski Autonomous area	0	2
Total		216	26

Appendix 5 to Chapter 18

Information on the number of protocols on administrative offence, rulings regarding the refusal to initiate a case concerning the administrative offence, made by authorized members of election commissions, and the categories of persons prosecuted after considering of administrative protocols

№	Details on prosecution	Who instituted administrative proceedings						
		authorized members of the relevant election commissions, referendum commissions			enforcement bodies	prosecutor's office	other persons (Point 58, 60 Part 2 of Article 28.3 CAO)	Total
		ECSRF	TEC (ECMR)	DEC				
1	Protocols (decisions) on Administrative Offences	1	9	0	124	9	14	157
1.1	Article 5.1; violation of the right of a citizen to become acquainted with the voters list	–	–	–	–	–	–	–
1.2	Article 5.3; non-enforcement of the decision of election commission, failure to submit the information and materials on request Election commission	–	–	–	–	–	–	–
1.3	Article 5.4; violation of the order of presentation of information on voters	–	–	–	–	2	–	2
1.4	Part 1 of Article 5.5; violation of the order of publication (promulgation) of materials related to the election	–	6	–	1	–	12	19
1.5	Article 5.6; violation of the rights of members of the election commission, of observer, of foreign (international) observers and other participants in the electoral process	–	–	–	–	–	–	–
1.6	Article 5.8; violation of the order and conditions of election campaigning	–	–	–	–	–	–	–
1.7	Article 5.9; violation of the conditions for advertising of business and other activities during the campaign	–	–	–	–	2	–	2
1.8	Article 5.10; election campaigning outside the campaign period, and in the places where it is forbidden to carry out	–	–	–	17	–	2	19
1.9	Article 5.11; election campaigning by the people whose participation in it is prohibited	–	–	–	5	2	–	7
1.10	Part 1 of Article 5.12; production or distribution of campaign materials that do not contain the statutory information	1	3	–	47	1	–	52
1.11	Part 2 of Article 5.12; placing printed campaign materials in places where it is forbidden	–	–	–	48	–	–	48
1.12	Part 1 of Article 5.14; destruction or damage of printed materials relating to the election	–	–	–	5	–	–	5
1.13	Article 5.15; violation of the order and timing for the notification of the election commission for facilities for meetings with voters	–	–	–	–	–	–	–
1.14	Article 5.16; bribery of voters or charity in violation of the law during the election campaign	–	–	–	–	–	–	–

№	Details on prosecution	Who instituted administrative proceedings						
		authorized members of the relevant election commissions, referendum commissions			enforcement bodies	prosecutor's office	other persons (Point 58, 60 Part 2 of Article 28.3 CAO)	Total
		ECSRF	TEC (ECMR)	DEC				
1.15	Article 5.18; the illegal use of funds to finance the election campaign of a candidate, electoral association	–	–	–	–	–	–	–
1.16	Article 5.20; illegal campaign financing, the provision of prohibited financial support related to the conduct of elections	–	–	–	–	–	–	–
1.17	Article 5.21; late transfer of funds to election commissions, candidates, electoral associations	–	–	–	–	–	–	–
1.18	Article 5.22; illegal issuance and receipt of the ballot	–	–	–	1	–	–	1
1.19	Article 5.24; violation of the order of counting, determination of election results, of the order of the creating the protocols on voting with mark "Repeat" or "recount votes"	–	–	–	–	–	–	–
1.20	Article 5.58; violation of the issuance of absentee voting certificates and the failure of the request for exemption, knowingly using a forged absentee voting certificate	–	–	–	–	2	–	2
2	Subjects prosecuted, including:	1	9	0	124	9	14	157
2.1	Individuals (excluding members of the Election commissions)	1	2	–	107	2	–	112
2.2	Legal entities (including political parties, their regional and local offices)	–	–	–	10	3	3	16
2.3	Officials (excluding heads of Election commissions)	–	7	–	4	2	11	24
2.4	Members of Election commissions (including commissioners)	–	–	–	3	2	–	5
3	The results	1	9	0	124	9	14	157
3.1	Decision in a Case Concerning an Administrative Offence	–	2	–	61	3	4	70
3.2	Were terminated under Art. 2.9 of the CAO	–	–	–	–	–	1	1
3.3	Were terminated under Art. 24.5 of the CAO	–	–	–	2	1	–	3
3.4	Protocol was returned	1	–	–	–	2	–	3
3.5	The case is pending	–	7	–	61	3	9	80

Appendix 6 to Chapter 18

Information on the review of civil cases involving the Central Election Commission of the Russian Federation during the preparation and conduct of elections of the President of the Russian Federation, March 4, 2012, by the Supreme Court of the Russian Federation and the Tver district court of Moscow

		Russian Federation	
1	Court name	The Supreme Court of the Russian Federation	
	Applicant	N.V. Levashov	
	Interested persons	The Central Election Commission of the Russian Federation	
	The complaint	Challenging the decision of the CEC of Russia of 16.12.2011 № 74/590-6 "The refusal to register a group of voters formed to support selfnominee of Nikolai Viktorovich Levashova as a candidate for the post of the President of the Russian Federation, and its authorized representatives"	
	Date and number of the case	23.12.2011 № GKPI11-2217	
2	The court decided	Refused	
	Information on appeal	28.12.2011 applicant's appeal was dismissed	
	Court name	The Supreme Court of the Russian Federation	
	Applicant	B.S. Mironov	
	Interested persons	The Central Election Commission of the Russian Federation	
	The complaint	Challenging the decisions of the Central Election Commission of Russia of 18.12.2011 № 76/611-6 "The refusal to register a group of voters, created to support selfnominee of Boris Sergeyevich Mironov as a candidate for the post of the President of the Russian Federation, and its authorized representatives"	
	Date and number of the case	26.12.2011 № GKPI-2227	
	The court decided	Satisfied	
	Information on appeal	30.12.2011 appeal to the CEC of Russia and to the General Prosecutor's recommendation were satisfied and the wasmade a new decision to refuse the application	
	Court name	The Supreme Court of the Russian Federation	
3	Applicant	The Central Election Commission of the Russian Federation	
	Interested persons	E.V. Savenko	
	The complaint	On cancellation of the decision of Central Election Commission of the Russian Federation of 18.12.2011 № 76/610-6 "The refusal to register a group of voters formed to support selfnominee of Edward Veniaminovich Savenko as a candidate for the post of the President of the Russian Federation, and its authorized representatives"	
	Date and number of the case	27.12.2011 № GKPI11-2242	
	The court decided	Refused	
	Information on appeal	30.12.2011 applicant's appeal was dismissed	

4	Court name	The Supreme Court of the Russian Federation
	Applicant	L. G. Ivashov
	Interested persons	The Central Election Commission of the Russian Federation
	The complaint	Challenging the decision of the CEC of Russia of December 18, 2011 № 76/609-6 "The refusal to register a group of voters formed to support self-nominee of L. G. Ivashov as a candidate for the post of the President of the Russian Federation, and its authorized representatives"
	Date and number of the case	28.11.2011 № 2255-GKPI
	The court decided	Refused
	Information on appeal	30.12.2011 applicant's appeal dismissed
5	Court name	The Supreme Court of the Russian Federation
	Applicant	A.S. Capliev
	Interested persons	The Central Election Commission of the Russian Federation
	The complaint	Challenging the decision of the CEC of Russia of 25.05.2011 № 12/128-6 "About a policy of informing the voters about the registered candidates for the post of the President of the Russian Federation, the political parties that nominated the candidates"
	Date and number of the case	11.01.2012 № GKPI-2048
	The court decided	Refused
	Information on appeal	No appeal
6	Court name	The Supreme Court of the Russian Federation
	Applicant	G.A. Yavlinsky
	Interested persons	Political Party «FAIR RUSSIA»
	The complaint	Challenging the decision of the CEC of Russia January 27, 2012 № 91/733-6 "The refusal for
	Date and number of the case	Grigory Alekseevich Yavlinsky to register as a candidate for the post of the President of the Russian Federation"
	The court decided	08.02.2012 № 236-AKPI12
	Information on appeal	Refused
7	Court name	No appeal
	Applicant	The Supreme Court of the Russian Federation
	Interested persons	S.M. Peunova
	The complaint	The Central Election Commission of the Russian Federation
	Date and number of the case	Challenging the decision of the CEC of Russia January 20, 2012 № 89/711-6 "The refusal for
	The court decided	Svetlana Mikhailovna Peunova to register as a candidate for the post of the President of the Russian Federation"
	Information on appeal	31.01.2012 № 351-AKPI12
8	Court name	Refused
	Applicant	28.02.2012 appeal was dismissed

	Interested persons	The Central Election Commission of the Russian Federation
	The complaint	Challenging the decisions of the Central Election Commission of Russia of 07.10.2011 № 42/354-6 "On the forms of the ballot and the requirements for the printing of ballots for voting for the election of the President of the Russian Federation" and of 31.01.2012 № 93/744-6 "On approval of the text of the electoral ballots for the election of the President of the Russian Federation"
	Date and number of the case	28.02.2012 № 351-AKP112
	The court decided	Refused
9	Information on appeal	02.03.2012 appeal was dismissed
	Court name	The Supreme Court of the Russian Federation
	Applicant	T.L. Ganakova, V.B. Kanikovskiy, S.N. Khretov, A.V. Podresov
	Interested persons	The Central Election Commission of the Russian Federation
	The complaint	Challenging the decision of the CEC of Russia of 27.12.2011 № 82/635-6 "On the Procedure of surveillance in the polling place in election of the President of the Russian Federation, March 4, 2012"
	Date and number of the case	24.02.2012 № 226-AKP112
	The court decided	Refused
	Information on appeal	02.03.2012 appeal was dismissed
10	Court name	The Supreme Court of the Russian Federation
	Applicant	V.S. Vinogradov
	Interested persons	The Central Election Commission of the Russian Federation
	The complaint	On the recovery of constitutional rights, on suspension of elections of the President of the Russian Federation, and to oblige of the CEC to appoint new terms for the election of the President of the Russian Federation
	Date and number of the case	24.02.2012 № 315-AKP112
	The court decided	Refused
	Information on appeal	02.03.2012 appeal was dismissed
	Court name	Tver District Court of Moscow
11	Applicant	S.M. Mironov
	Interested persons	The Central Election Commission of the Russian Federation
	The complaint	Challenging the actions of the CEC of Russia related to sending to a Federal State Unitary Enterprise "RTR" and JSC "First Channel" letters on the content of propaganda material
	Date and number of the case	24.02.2012
	The court decided	Refused
	Information on appeal	02.03.2012 appeal was dismissed

**Information on electoral disputes before the courts in the Russian Federation during the preparation and conduct
of elections of the President of the Russian Federation, as well as after voting (as of March 13, 2012)**

Komi Republic	
1	<div>Court name</div> <div>Sosnogorsky City Court</div>
	<div>Applicant</div> <div>Farajov A.F., Syasko N.V., Syasko V.N., Ivanov I.S.</div>
	<div>Interested persons</div> <div>Precinct election commissions of polling stations number 329, 330, 331, 332</div>
	<div>The complaint</div> <div>Cancellation of voting at early voting</div>
	<div>Date and number of the case</div> <div>04.03.2012</div>
	<div>The court decided</div> <div>07.03.2012 the matter was dismissed due to lack of applicants' rights to challenge election results</div>
	<div>Information on appeal</div>
2	<div>Court name</div> <div>Sosnogorsky City Court</div>
	<div>Applicant</div> <div>Smirnov D.I.</div>
	<div>Interested persons</div> <div>The precinct election commission of the polling station number 320</div>
	<div>The complaint</div> <div>About invalidation and cancellation decisions of the commission (to be removed from the premises for voting)</div>
	<div>Date and number of the case</div> <div>11.03.2012</div>
	<div>The court decided</div> <div>The case is adjourned</div>
	<div>Information on appeal</div>
Republic of Tatarstan	
1	<div>Court name</div> <div>Vahitovskij district court of Kazan</div>
	<div>Applicant</div> <div>Member with an advisory vote of the PEC # 55</div>
	<div>Interested persons</div> <div>PEC number 55</div>
	<div>The complaint</div> <div>Removal of a member with an advisory vote of the PEC number 55 from the polling station. Recognize the actions of the PEC number 55 illegal</div>
	<div>Date and number of the case</div> <div>March 4, 2012</div>
	<div>The court decided</div> <div>Satisfied</div>
	<div>Information on appeal</div>
2	<div>Court name</div> <div>Vahitovskij district court of Kazan</div>
	<div>Applicant</div> <div>Member with an advisory vote of the</div>
	<div>Interested persons</div> <div>PEC number 65</div>
	<div>The complaint</div> <div>Member with an advisory vote of the PEC number 65 was excluded from participating in the work of the PEC.</div>
	<div>Date and number of the case</div> <div>Recognize the actions of the PEC number 65 illegal</div>
	<div></div> <div>March 4, 2012</div>

	The court decided	Refused
	Information on appeal	
3	Court name	Vahitovskij district court of Kazan
	Applicant	Abzalov R.G.
	Interested persons	PEC number 65
	The complaint	Since Abzalov R.G. was rejected to be included in the list of voters at the polling station number 65, because he had lost an absentee voting certificate, the actions of the PEC number 65 should be recognized illegal
	Date and number of the case	March 4, 2012
	The court decided	Refused
	Information on appeal	
4	Court name	The District Court of Kazan
	Applicant	An authorized representative of the Communist Party Vesselov I.G.
	Interested persons	TEC of Moscow district of Kazan Republic of Tatarstan
	The complaint	Vesselov I.G. was not notified about the meeting of the TEC to consider his appeal. To recognize the actions of the TEC as illegal
	Date and number of the case	March 2, 2012
	The court decided	Refused
	Information on appeal	
5	Court name	Volga District Court of Kazan
	Applicant	Mlodik L.I.
	Interested persons	TEC of Volga region of Kazan of Republic of Tatarstan
	The complaint	Mlodik L.I. was not appointed a member of the PEC number 263 with the right to vote. To recognize the actions of the TEC illegal
	Date and number of the case	March 2, 2012
	The court decided	Refused
	Information on appeal	The Supreme Court of the Republic of Tatarstan on March 4, 2012 reversed the decision of the District Court of the Volga of Kazan and dismissed the case
		Udmurtian Republic
1	Court name	Glazov District Court
	Applicant	Chepkasov V.G.
	Interested persons	Territorial Election Commission of Glazov
	The complaint	To recognise unlawful and cancel the decision of the TEC of Glazov of 02.02.2012 № 36.1 at the request of Chepkasov V.G. for publication in the newspaper "Krasnoe Znamya" of "Mintimer Shaimiev "The main Picture - is Putin"
	Date and number of the case	2-534-2012
	The court decided	Informational material posted on page 8 of the newspaper "Krasnoe Znamya" from 26.01.2012 - Article

		"Mintimer Shaimiev" "The main Picture - is Putin" in the publication of the poll of public opinion does not meet the requirements of paragraph 2 of Art. 47 of the Federal Law "On the Election of the President of the Russian Federation", and therefore the complaint of Chepkasov V.G. should be satisfied and the decision of the TEC of Glazov from 02.02.2012 № 36.1 should be canceled
	Information on appeal	
2	Court name	Octyabrsky district court of Izhevsk
	Applicant	Snegiryova Nellie Victorovna
	Interested persons	The local election commission number 3/42 (Octyabrsky district of Izhevsk)
	The complaint	Appeal against a decision to refuse the PEC to include in the list of voters at the place of temporary residence
	Date and number of the case	
	The court decided	Refused
	Information on appeal	
		Republic of Khakassia
1	Court name	Abakan City Court
	Applicant	Communist Party HRO
	Interested persons	The Election Commission of the Republic of Khakassia
	The complaint	The complaint challenging the inaction of EC of RH, related to non-taking a reasoned decision on the appeal of the Communist Party HRO about the violation of election campaigning
	Date and number of the case	06.02.2012 № 2-1345/2012
	The court decided	Refused
	Information on appeal	
		Krasnodar territory
1	Court name	Kalinin District Court of Krasnodar region
	Applicant	Belokon S.I., Chairman of the local branch of the Political Party «FAIR RUSSIA» in the Kalinin district
	Interested persons	TEC of Kalinin, PEC № 16-12, PEC № 16-03
	The complaint	Requests to declare illegal the decisions of PEC № 16-12 and PEC № 16-03 of 6 February 2012 on the allocation of responsibilities among the members of the PEC in the "hoese by house tour in order to clarify the list of voters"
	Date and number of the case	February 27, 2012 № 2-215-2012
	The court decided	Refused
	Information on appeal	Appeal to the Krasnodar Regional Court. The Krasnodar Regional Court decided: the decision of the Kalinin district court to uphold, and the complaint Belokon S.I. - dismissed
2	Court name	Kalinin district court
	Applicant	Belokon S.I., Chairman of the local branch of the Political Party «FAIR RUSSIA» in the Kalinin district
	Interested persons	TEC Kalininskaya

3	The complaint	Requests to declare illegal the decision of TEC Kalinin "On the appointment of operators webcams" in the appointment of the operator Belokon ON, which voluntarily ceased the powers of a member of the PEC with the right to vote
	Date and number of the case	March 2, 2012 № 2-246-2012
	The court decided	Refused
	Information on appeal	March 3, 2012 the decision of the Krasnodar regional court: appeal of Belokon S.I. on the decision of the Kalinin district court should be satisfied in extent to the appointment Belokon O.N. as operator of webcams
	The complaint	Kalinin District Court of Krasnodar region
	Court name	Belokon S.I., Chairman of the local branch of the Political Party «FAIR RUSSIA» in the Kalinin district
	Applicant	TEC Kalininskaya
	Interested persons	Requests to declare illegal the decision of TEC Kalininskaya from March 3, 2012 "On the necessity of voting booths outside the polling" in response to his complaint, in which he claims that, when voting outside the voting booths used
	The complaint	March 4, 2012 № 2-253-2012
	Date and number of the case	Refused
4	The court decided	March 5, 2012 The Krasnodar Regional Court decided: the decision of the Kalinin district court to uphold, and the complaint Belokon S.I. - dismissed
	Court name	Abinskiy District Court
	Applicant	Bodrilin Igor Anatolievich, the voter
	Interested persons	PEC № 01-12
	The complaint	Requests to include him into the voter list on the basis that he didn't receive an obtaining absentee voting certificate and is registered in the territory of another municipality
	Date and number of the case	March 4, 2012
	The court decided	Satisfied; to include Bodrilin Igor Anatolievich into the list of voters at the polling station № 01-12
	Information on appeal	
	Court name	Tuapse city court
	Applicant	Tvorovsky A.A., Tvorovskaya Z.V., Romanko S.N., Malyar V.N., voters of the
5	Interested persons	TEC of Tuapse city, PEC № 54-16, 54-24, 54-26
	The complaint	Ask to be included into the voters list on the basis that they didn't receive an obtaining absentee voting certificate and are registered in the territory of another municipality
	Date and number of the case	March 4, 2012
	The court decided	Satisfied; to include Tvorovsky A.A., Tvorovskaya Z.V., Romanko S.N., Malyar V.N. into the list of voters at the polling station № 54-10
	Information on appeal	

6	Court name	Tuapse District Court
	Applicant	Molokanov V.A., Molev M.A., voters of the
	Interested persons	TEC of Tuapse district
	The complaint	Ask to be included into the voters list on the basis that they didn't receive an obtaining absentee voting certificate and are registered in the territory of another municipality
	Date and number of the case	March 4, 2012
	The court decided	Satisfied; to include Molokanov V.A., Molev M.A. into the list of voters at the polling station № 53-30
	Information on appeal	
		Perm Territory
1	Court name	Perm territory court
	Applicant	Representative of a candidate for the post of the President of the Russian Federation, G.A. Zyuganov - Grebenuk V.A.
	Interested persons	The Election Commission of the Perm Territory, Berezniki city TEC, TEC of Ordzhonikidze district of Perm, TEC of Industrialny District of Perm city
	The complaint	About invalidation of decisions of the Election Commission of Perm territory from 14.02.2012 № 58/07-2, from 17.02.2012 № 59/03-2 "On approval of the creation of polling stations for voting and vote counting in elections March 4, 2012 in place of temporary stay of voters "
	Date and number of the case	29.02.2012 № 3-36,37-2012
	The court decided	The court refused to satisfy the claims because the challenged decisions were adopted in accordance with the competence of the EC of PT on the basis of paragraph 4 of Art. 25 of the Federal Law of 10.01.2003 № 19-FZ in time frame within which the polling stations can be created, and in accordance with the order of the decision making regarding the creation of the polling stations in places of temporary stay of voters
	Information on appeal	
2	Court name	Perm regional court
	Applicant	Representative of a candidate for the post of the President of the Russian Federation, G.A. Zyuganov - Grebenuk V.A.
	Interested persons	The Election Commission of Perm Territory
	The complaint	Recognition of illegal inaction of the Election Commission of Perm region, expressed in non-taking in a 5 day period measures to prevent illegal campaigning, namely the placing on the intersection of Petropavlovskaya St. and Kulbyshev st. of the banner "Athletes of Prikamje - with Putin "
	Date and number of the case	02.03.2012 № 3-41-2012
	The court decided	Refused, because Election Commission of Perm Territory had no failure to act, as in statutory period requests were sent to the CEC of Russia and to the administration of the city of Perm, as well as administrative proceedings was instituted and administrative investigation is conducted
	Information on appeal	

3	Court name	Perm territory court
	Applicant	The voter Averkiev I.V.
	Interested persons	The Election Commission of Perm territory, "Publishing House" Nasha Zhizn"
	The complaint	About invalidation of the decision of the Election Commission of Perm territory from 24.02.2012 № 62/07-2 "On the complaint of Averkiev I.V.", on recognition of the material of the newspaper "Nasha Zhizn" № 04 (221) of 03.02.2012, № 05 (222) on 10.02.2012 as illegal campaigning, on assigning responsibilities for EC of PT to take measures to prosecute the newspaper "Nasha Zhizn"
	Date and number of the case	29.02.2012 № 3-39 - 2012
4	The court decided	The court refused to satisfy the claims, since the contested decision was adopted within the competence of the Election commission of Perm territory, the Averkiev's complaint was considered and a written response was given, that meets the requirements of paragraph 4 of Art. 20 of the Federal Law № 67-FZ, the requirement on prosecution the newspaper "Nasha Zhizn" was reviewed by the Election commission of the Perm Territory in accordance with the CAO, and was made a decision not to prosecute. The applicant's argument on wrong conclusions of EC of PT contained in the contested decision, and on incomplete and not comprehensive inspection on his application, was not confirmed. In addition, Averkiyev I.V. did not provide evidence of violation of his electoral rights by the appealed decision
	Information on appeal	Filed an appeal
	Court name	Perm territory court
	Applicant	Voters Galitsky D.G., Averkiev I.V., a representative of the candidate for the post of the President of the Russian Federation, G.A. Zyuganov - Grebenuk V.A.
	Interested persons	The Election Commission of Perm territory, ZAO "Newspaper "Mestnoe vremya"
	The complaint	About invalidation of decisions of the Election Commission of Perm territory from 17.02.2012 № 59/05-2 "On complaint of Galitski D.G." and from 24.02.2012 № 62/06-2 "On the complaint of Averkiev I.V., Grebenyuk V.A."
	Date and number of the case	29.02.2012 № 3-35, 38, 42-2012
	The court decided	The court refused to satisfy the claims, since the contested decision was adopted within the competence of the Election commission of Perm territory, the Averkiev's complaint was considered and a written response was given, that meets the requirements of paragraph 4 of Art. 20 of the Federal Law № 67-FZ, the requirement on prosecution the newspaper "Nasha Zhizn" was reviewed by the Election commission of the Perm Territory in accordance with the CAO. The applicant's argument on wrong conclusions of EC of PT contained in the contested decision, and on incomplete and not comprehensive inspection on his application, was not confirmed, there is no agitation in the Newspaper "Mestnoe vremya", № 4 (1350) from 08.02.2012, № 5 (1351) on 15.02.2012, according to the Court
	Information on appeal	

5	Court name	Perm territory court
	Applicant	Voters Averkiev I.V., Cowin V.S., E.J. Pershakova
	Interested persons	The Election Commission of Perm territory, the newspaper "Dela serdechnye", "Institut serdtsa"
	The complaint	About invalidation of the decision of the Election Commission of Perm territory from 26.02.2012 № 63/09-2 "On the complaints against the newspaper "Dela serdechnye", № 6 (6) of 31.01.2012, № 2 (7) of 17.02.2012, about recognition the materials of the newspaper "Dela serdechnye" № 6 (6) of 31.01.2012, № 2 (7) of 17.02.2012 as agitation, about assigning responsibilities for EC of PT to take corrective actions in relation to violated human rights and to prosecute the newspaper "Mestnoe vremya" and the persons mentioned in the complaint
	Date and number of the case	29.02.2012 № 3-45-2012
	The court decided	The court refused to satisfy the claims, since the contested decision was adopted within competence of the Election commission of Perm territory, complaints were considered and a written response was given, that meets the requirements of paragraph 4 of Art. 20 of the Federal Law № 67-FZ, the requirement on prosecution the newspaper "Dela serdechnye" and other persons was reviewed by the Election commission of the Perm Territory in accordance with the CAO. The applicant's argument on wrong conclusions of EC of PT contained in the contested decision, and on incomplete and not comprehensive inspection on his application, was not confirmed, there is no agitation in the Newspaper "Dela serdechnye", № 6 (6) of 31.01.2012, № 2 (7) of 17.02.2012, according to the court. In addition, applicants did not provide evidence of violation of his electoral rights by the appealed decision
	Information on appeal	
6	Court name	Perm territory court
	Applicant	Representative of the candidate for the post of the President of the Russian Federation, G.A. Zyuganov - Grebenuk V.A
	Interested persons	The Election Commission of Perm territory
	The complaint	Recognition of illegal inaction of the Election Commission of Perm region, expressed in non-taking in a 5 day period measures to prevent illegal campaigning, namely the placing in K. Marks sq. of the banner "Athletes of Prikamje - with Putin"
	Date and number of the case	04.03.2012 № 3-46-2012
	The court decided	Refused, because Election Commission of Perm Territory had no failure to act, as in statutory period requests were sent to the CEC of Russia and to the administration of the city of Perm, as well as administrative proceedings was instituted and administrative investigation is conducted
	Information on appeal	
7	Court name	Dzerzhinsky district court of the city of Perm
	Applicant	Zhilin M.A., voter
	Interested persons	The Election Commission of Perm territory

The complaint	On appeal the decision EC of PT № 62/08-2 from 24.02.2012 to dismiss the complaint of Zhilin M.A. to invalidate the decision of the territorial election commission of Dzerzhinsky district of
Date and number of the case	Perm city from 18.02.2012 № 3/2
The court decided	Accepted for proceedings
Information on appeal	
	Primorye Territory
1 Court name	Primorye Territory Court
Applicant	Primorye regional branch of the political party "Communist Party of the Russian Federation"
Interested persons	Election Commission of the Primorye Territory
The complaint	Challenging the decision of the Election Commission of Primorye Territory of 19.01.2012 № 398/54 and 399/54 on creating of polling stations to vote on the election of the President of the Russian Federation in the territory of military units
Date and number of the case	February 24, 2012 № 3-32/2012
The court decided	Refused
Information on appeal	
	Khabarovsk Territory
1 Court name	Central District Court of Khabarovsk
Applicant	Alexandrova Svetlana Ivanovna
Interested persons	The precinct election commission of the polling station number 4
The complaint	Remove the chairman of the precinct election commission of the polling station number 4 of the Central District of Khabarovsk
Date and number of the case	March 1, 2012
The court decided	Refused
Information on appeal	
	Arkhangelsk Region
1 Court name	Kholmogorsky District Court of Arkhangelsk Region
Applicant	Prosecutor of the Kholmogorsky District
Interested persons	Administration of "Kholmogorsky municipal district". Kholmogorskaya territorial election commission. Department of Supervision of the Kholmogorsky district of Russian Ministry of Emergency Situations of the Arkhangelsk Region
The complaint	Recognition of the actions of administration of MO "Kholmogorsky municipal district" for the protection of citizens' voting rights relating to the provision of premises for 8 polling stations as illegal, because these premises do not meet fire safety
Date and number of the case	2-83/2012

	The court decided	Satisfied. The court found that the actions of the Administration of "Kholmogorsky municipal district" violated the right to security of life and health of citizens, as well as the preservation of property belonging to an indefinite number of persons, and the documentation. The administration has the responsibility to ensure the safety and conditions of safe operation of facilities of 8 polling stations
	Information on appeal	27.02.2012 filed an appeal
2	Court name	Severodvinsk City Court of the Arkhangelsk region
	Applicant	Shanin A.F.
	Interested persons	The precinct election commission of the polling station number 808. Severodvinsk territorial election commission
	The complaint	Inclusion into the list of voters at the polling station number 808 of Severodvinsk
	Date and number of the case	2-1080-2012
	The court decided	Satisfied. The court ordered the precinct election commission of the polling station number 808 to include the applicant in the list of voters for the election of the President of the Russian Federation, March 4, 2012
	Information on appeal	
3	Court name	Lomonosov district court of Arkhangelsk
	Applicant	Papkov A.A.
	Interested persons	The precinct election commission of the polling station number 25, Lomonosov territorial election commission
	The complaint	Inclusion into the list of voters at the polling station number 25 in Arkhangelsk
	Date and number of the case	2-1229/2012
	The court decided	Refused
	Information on appeal	
4	Court name	Mirny City Court of the Arkhangelsk region
	Applicant	Pleshakova N.P.
	Interested persons	The precinct election commission of the polling station number 550, , the territorial election commission
	The complaint	Inclusion into the list of voters at the polling station number 550 of Mirny city
	Date and number of the case	2-159/12
	The court decided	Refused
	Information on appeal	
5	Court name	Mirny City Court of the Arkhangelsk region
	Applicant	Bastrakov A.A.
	Interested persons	The precinct election commission of the polling station number 550, Mirny, the territorial election commission
	The complaint	Inclusion into the list of voters at the polling station number 550 of Mirny city

	Date and number of the case	2-160/12
	The court decided	Refused
	Information on appeal	
6	Court name	Mirny City Court of the Arkhangelsk region
	Applicant	Sharygin A.J.
	Interested persons	The precinct election commission of the polling station number 550, Mirny, the territorial election commission
	The complaint	Inclusion into the list of voters at the polling station number 550 of Mirny city
	Date and number of the case	2-158/12
	The court decided	Refused
	Information on appeal	
7	Court name	Mirny City Court of the Arkhangelsk region
	Applicant	S.A. Kulikov
	Interested persons	The precinct election commission of the polling station number 550, Mirny, the territorial election commission
	The complaint	Inclusion into the list of voters at the polling station number 550 of Mirny city
	Date and number of the case	2-156/12
	The court decided	Refused
	Information on appeal	
8	Court name	Mirny City Court of the Arkhangelsk region
	Applicant	Melent'ev Y.I.
	Interested persons	The precinct election commission of the polling station number 550, Mirny, the territorial election commission
	The complaint	Inclusion into the list of voters at the polling station number 550 of Mirny city
	Date and number of the case	2-157/12
	The court decided	Refused
	Information on appeal	
9	Court name	Severodvinsk City Court of the Arkhangelsk region
	Applicant	Kotkin S.P.
	Interested persons	The precinct election commission of the polling station number 819
	The complaint	Inclusion into the list of voters at the polling station number 819 of Severodvinsk
	Date and number of the case	2-1143-12
	The court decided	Satisfied
	Information on appeal	
10	Court name	Severodvinsk City Court of the Arkhangelsk region
	Applicant	Semenov J.L.

	Interested persons	The precinct election commission of the polling station number 834
	The complaint	Inclusion into the list of voters at the polling station number 834 of Severodvinsk
	Date and number of the case	2-1183-12
	The court decided	Refused
	Information on appeal	
11	Court name	Severodvinsk City Court of the Arkhangelsk region
	Applicant	Andreev V.V.
	Interested persons	The precinct election commission of the polling station number 813
	The complaint	Inclusion into the list of voters at the polling station number 813 of Severodvinsk
	Date and number of the case	2-1187-12
	The court decided	Satisfied
	Information on appeal	
12	Court name	Severodvinsk City Court of the Arkhangelsk region
	Applicant	Lessin E.V.
	Interested persons	The precinct election commission of the polling station number 825
	The complaint	Inclusion into the list of voters at the polling station number 825 of Severodvinsk
	Date and number of the case	2-1188-12
	The court decided	Satisfied
	Information on appeal	
13	Court name	Severodvinsk City Court of the Arkhangelsk region
	Applicant	Kolomin O.J.
	Interested persons	The precinct election commission of the polling station number 825
	The complaint	Inclusion into the list of voters at the polling station number 825 of Severodvinsk
	Date and number of the case	2-1189-12
	The court decided	Satisfied
	Information on appeal	
14	Court name	Severodvinsk City Court of the Arkhangelsk region
	Applicant	Andreev V.V.
	Interested persons	The precinct election commission of the polling station number 823
	The complaint	Inclusion into the list of voters at the polling station number 823 of Severodvinsk
	Date and number of the case	2-1191-12
	The court decided	Satisfied
	Information on appeal	
15	Court name	Severodvinsk City Court of the Arkhangelsk region
	Applicant	Golovanihin P.A.
	Interested persons	The precinct election commission of the polling station number 833

	The complaint	Inclusion into the list of voters at the polling station number 833 Severodvinsk
	Date and number of the case	2-1193-12
	The court decided	Satisfied
	Information on appeal	
16	Court name	Severodvinsk City Court of the Arkhangelsk region
	Applicant	Kasyanov A.J.
	Interested persons	The precinct election commission of the polling station number 786
	The complaint	Inclusion into the list of voters at the polling station number 786 of Severodvinsk
	Date and number of the case	2-1195-12
	The court decided	Refused
	Information on appeal	
17	Court name	Severodvinsk City Court of the Arkhangelsk region
	Applicant	Shamidanov K.G.
	Interested persons	The precinct election commission of the polling station number 786
	The complaint	Inclusion into the list of voters at the polling station number 786 of Severodvinsk
	Date and number of the case	2-1196-12
	The court decided	Satisfied
	Information on appeal	
18	Court name	Severodvinsk City Court of the Arkhangelsk region
	Applicant	Doronin A.N.
	Interested persons	The precinct election commission of the polling station number 786
	The complaint	Inclusion into the list of voters at the polling station number 786 of Severodvinsk
	Date and number of the case	2-1197-12
	The court decided	Refused
	Information on appeal	
19	Court name	Severodvinsk City Court of the Arkhangelsk region
	Applicant	Bolshakov R.V.
	Interested persons	The precinct election commission of the polling station number 817
	The complaint	Inclusion into the list of voters at the polling station number 817 of Severodvinsk
	Date and number of the case	2-1198-12
	The court decided	Refused
	Information on appeal	
20	Court name	Severodvinsk City Court of the Arkhangelsk region
	Applicant	Sabanov S.M.
	Interested persons	The precinct election commission of the polling station number 859
	The complaint	Inclusion into the list of voters at the polling station number 859 of Severodvinsk

	Date and number of the case	2-1200-12
	The court decided	Satisfied
	Information on appeal	
21	Court name	Severodvinsk City Court of the Arkhangelsk region
	Applicant	Sayapina T.F.
	Interested persons	The precinct election commission of the polling station number 851
	The complaint	Inclusion into the list of voters at the polling station number 851 of Severodvinsk
	Date and number of the case	2-1201-12
	The court decided	Satisfied
	Information on appeal	
22	Court name	Severodvinsk City Court of the Arkhangelsk region
	Applicant	Grechishnikov Y.A.
	Interested persons	The precinct election commission of the polling station number 813
	The complaint	Inclusion into the list of voters at the polling station number 813 of Severodvinsk
	Date and number of the case	2-1202-12
	The court decided	Satisfied
	Information on appeal	
23	Court name	Severodvinsk City Court of the Arkhangelsk region
	Applicant	Tupchiy S.S.
	Interested persons	The precinct election commission of the polling station number 805
	The complaint	Inclusion into the list of voters at the polling station number 805 of Severodvinsk
	Date and number of the case	2-1204-12
	The court decided	Refused
	Information on appeal	
24	Court name	Severodvinsk City Court of the Arkhangelsk region
	Applicant	Tupchiy C.E.
	Interested persons	The precinct election commission of the polling station number 805
	The complaint	Inclusion into the list of voters at the polling station number 805 of Severodvinsk
	Date and number of the case	2-1205-12
	The court decided	At the hearing Applicant abandoned the stated requirements. The court accepted the refusal, the proceedings were terminated (Article 220 of the RF CPC)
	Information on appeal	
25	Court name	Severodvinsk City Court of the Arkhangelsk region
	Applicant	Vikulov A.V.
	Interested persons	The precinct election commission of the polling station number 807
	The complaint	Inclusion into the list of voters at the polling station number 807 of Severodvinsk

	Date and number of the case	2-1208-12
	The court decided	Satisfied
	Information on appeal	
26	Court name	Severodvinsk City Court of the Arkhangelsk region
	Applicant	Kuznetsov A.I.
	Interested persons	The precinct election commission of the polling station number 838
	The complaint	Inclusion into the list of voters at the polling station number 838 of Severodvinsk
	Date and number of the case	2-1209-12
	The court decided	Satisfied
	Information on appeal	
27	Court name	Severodvinsk City Court of the Arkhangelsk region
	Applicant	Dyukarev E.U.
	Interested persons	The precinct election commission of the polling station number 822
	The complaint	Inclusion into the list of voters at the polling station number 822 of Severodvinsk
	Date and number of the case	2-1211-12
	The court decided	At the hearing Applicant abandoned the stated requirements. The court accepted the refusal, the proceedings were terminated (Article 220 of the RF CPC)
	Information on appeal	
28	Court name	Severodvinsk City Court of the Arkhangelsk region
	Applicant	Malkov V.A.
	Interested persons	The precinct election commission of the polling station number 835
	The complaint	Inclusion into the list of voters at the polling station number 835 of Severodvinsk
	Date and number of the case	2-1207-12
	The court decided	Satisfied
	Information on appeal	
		Astrakhan Region
1	Court name	Leninsky District Court of Astrakhan
	Applicant	Tretyakov T.V.
	Interested persons	TEC of Leninsky district of Astrakhan, PEC of the polling station number 479
	The complaint	Applicant challenges the decision of the PEC to refuse inclusion into the list of voters at the place of temporary stay in the election of the President of the Russian Federation (Department of Gastroenterology GBUZ AMOKB AO)
	Date and number of the case	02.03.2012
	The court decided	Satisfied, Tretyakov T.V. was included into the list of voters in the polling station number 479 in the electoral district in which the hospital is located (Applicant is registered in the city of Astrakhan, the right to receive an absentee voting certificate could not use due to unforeseen circumstances - the unplanned hospitalization, thus the court found,

		that the voter could not exercise her right to vote in elections in the electoral district, located at her place of residence, for health reasons)
	Information on appeal	
	Volgograd Region	
1	Court name	Soviet District Court of Volgograd
	Applicant	Y.V. Kuzmina
	Interested persons	The Election Commission of the Volgograd region, TEC of the Soviet district of Volgograd, PEC number 0823, the prosecutor's office of the Soviet district of Volgograd
	The complaint	Challenging the refusal of the PEC number 0823 on the inclusion of the applicant in the list of voters
	Date and number of the case	March 3, 2012, № 2-766/2012
	The court decided	Refused
	Information on appeal	No appeal
2	Court name	Kotelnikovsky District Court of Volgograd region
	Applicant	Rastrygin S.G.
	Interested persons	The local election commission number 2204
	The complaint	On the inclusion of the applicant into the voter list of the polling station number 2204
	Date and number of the case	March 4, 2012
	The court decided	Satisfied
	Information on appeal	No appeal
	Voronezh Region	
1	Court name	Levoberezhniy District Court of Voronezh
	Applicant	Sivoldaev T.V. (A member of the territorial election commission of Kalachevskiy District with an advisory vote, of the candidate for the post of the President of the Russian Federation Mironov S.M).
	Interested persons	The Election Commission of the Voronezh region, the territorial election commission of Levoberezhniy District of the city of Voronezh, the local election commission number 11/30
	The complaint	On violations of electoral rights in connection with the refusal to issue an absentee voting certificate
	Date and number of the case	March 3, 2012 № 2-592/2012
	The court decided	Refused (Applicant received an absentee voting certificate before the beginning of the trial)
	Information on appeal	
2	Court name	Voronezh Regional Court
	Applicant	Ramon local branch of the political party "Communist Party"
	Interested persons	The Election Commission of the Voronezh region
	The complaint	Recognition of inaction of the Election Commission of the Voronezh region in consideration of the application (applications) of the local branch of PP "Communist Party" as illegal in view of the suspension of its review in accordance with Part 9 of Art. 75 of the Federal Law " On basic guarantees of electoral rights and the right of citizen of the Russian Federation to participate in a referendum"

	Date and number of the case	March 2, 2012 № 3-13/12
	The court decided	Refused
	Information on appeal	Appealed to the Judicial Board on Administrative Cases of the Supreme Court of the Russian Federation
		Kaliningrad Region
1	Court name	Zelenograd District Court of the Kaliningrad region
	Applicant	Khalatyan A.D. and Harutyunyan A.T.
	Interested persons	PEC number 141 of Muromskoye
	The complaint	Inclusion into the list of voters for the election of the President of the Russian Federation
	Date and number of the case	04.03.2012 № 2-271/12
	The court decided	The proceedings were terminated in connection with the refusal of the applicants on the application
	Information on appeal	
2	Court name	Zelenograd District Court of the Kaliningrad region
	Applicant	Danilevsky A.V.
	Interested persons	PEC number 155 of Zelenogradsk
	The complaint	On recognition the refusal to include into the list of voters illegal and the restoration of the right to participate in elections
	Date and number of the case	04.03.2012 № 2-269/12
	The court decided	Refused
	Information on appeal	
3	Court name	Zelenograd District Court of the Kaliningrad region
	Applicant	Danilevsky A.V.
	Interested persons	PEC number 156 of Zelenogradsk
	The complaint	On recognition the refusal to include into the list of voters illegal and the restoration of the right to participate in elections
	Date and number of the case	04.03.2012 № 2-273/12
	The court decided	Satisfied. The PEC number 156 is ordered to include into the list of voters to vote in the election of the President of the Russian Federation
	Information on appeal	
4	Court name	Zelenograd District Court of the Kaliningrad region
	Applicant	Hrynevych A.L.
	Interested persons	PEC number 132 of Zelenogradsk
	The complaint	On the restoration of the right to participate in the election of the President of the Russian Federation, the annulment of the precinct election commission number 132
	Date and number of the case	04.03.2012 № 2-268/12

	The court decided	The decision of the PEC number 132 is illegal and should be canceled, the PEC number 132 is ordered to include the applicant into the list of voters to vote in the election of the President of the Russian Federation
	Information on appeal	
5	Court name	Zelenograd District Court of the Kaliningrad region
	Applicant	Shahrai T.A.
	Interested persons	PEC number 132 of Zelenogradsk
	The complaint	On the compulsion to be included into the list of voters for the election of the President of the Russian Federation
	Date and number of the case	04.03.2012 № 2-272/12
	The court decided	Satisfied
	Information on appeal	
6	Court name	Zelenograd District Court of the Kaliningrad region
	Applicant	Rusakova T.
	Interested persons	PEC number 132 of Zelenogradsk
	The complaint	On recognition the refusal to include into the list of voters illegal and the restoration of the right to participate in elections
	Date and number of the case	04.03.2012 № 2-260/12
	The court decided	Refused
	Information on appeal	
7	Court name	Svetlovsky City Court
	Applicant	Piscun J.V.
	Interested persons	PEC number 458, Svetlovsky GO
	The complaint	On recognition the refusal to include into the list of voters illegal and the restoration of the right to participate in elections
	Date and number of the case	
	The court decided	Satisfied
	Information on appeal	
		Kaluga Region
1	Court name	Dzerzhinsky district court of the Kaluga region (Iznoski)
	Applicant	The voter Pichugin S.D.
	Interested persons	Territorial Election Commission of Iznoskovskiy district of Kaluga Region
	The complaint	Inclusion into the list of voters at the place of permanent registration

	Date and number of the case	04.03.2012
	The court decided	Refused, because Pichugin S.D. was included into the list of voters at another polling station in accordance with paragraph 5 of Article 27 of the Federal Law "On the Election of the President of the Russian Federation"
	Information on appeal	No appeal
2	Court name	Zhukovsky District Court of Kaluga region
	Applicant	The voter V.F. Zolotarev
	Interested persons	Territorial Election Commission of Zhukovsky district of Kaluga Region
	The complaint	Inclusion into the list of voters at the place of his location
	Date and number of the case	02.03.2012
	The court decided	Refused on 02.03.2012, there is no absentee voting certificate and another reasons
	Information on appeal	No appeal
3	Court name	Zhukovsky District Court of Kaluga region
	Applicant	The voter Peryshkin P.F.
	Interested persons	Territorial Election Commission of Zhukovsky district of Kaluga Region
	The complaint	Inclusion into the list of voters at the place of his location
	Date and number of the case	02.03.2012
	The court decided	Satisfied 02.03.2012, absentee voting certificate was not received due to its' lack of
	Information on appeal	No appeal
4	Court name	Zhukovsky District Court of Kaluga region
	Applicant	The voter Blinov V.A.
	Interested persons	Territorial Election Commission of Zhukovsky district of Kaluga Region
	The complaint	Inclusion into the list of voters at the place of his location
	Date and number of the case	02.03.2012
	The court decided	Satisfied 02.03.2012, absentee voting certificate was not received due to its' lack of
	Information on appeal	No appeal
5	Court name	Kaluga District Court of Kaluga region
	Applicant	The voter Strugovtsova E.V.
	Interested persons	Territorial Election Commission of Lenin district of Kaluga
	The complaint	Inclusion into the list of voters at the place of full-time study
	Date and number of the case	04.03.2012
	The court decided	Satisfied 04.03.2012
	Information on appeal	No appeal

6	Court name	Kaluga District Court of Kaluga region
	Applicant	The voter Samkov A.M.
	Interested persons	Territorial Election Commission of Lenin district of Kaluga
	The complaint	The inclusion into the voter list at the place of temporary residence
	Date and number of the case	04.03.2012
	The court decided	Satisfied 04.03.2012
	Information on appeal	No appeal
7	Court name	Kaluga District Court of Kaluga region
	Applicant	The voter Ilyuchik A.V.
	Interested persons	Territorial Election Commission of Lenin district of Kaluga
	The complaint	The inclusion into the voter list at the place of temporary residence
	Date and number of the case	04.03.2012
	The court decided	Satisfied 04.03.2012
	Information on appeal	No appeal
8	Court name	Kaluga District Court of Kaluga region
	Applicant	The voter Masterova T.S.
	Interested persons	Territorial Election Commission of Lenin district of Kaluga
	The complaint	The inclusion into the voter list at the place of temporary residence
	Date and number of the case	04.03.2012
	The court decided	Refused 04.03.2012
	Information on appeal	No appeal
		Kurgan Region
1	Court name	Kurgan Region Court
	Applicant	Isakaeva L.V.
	Interested persons	The Election Commission of Kurgan region
	The complaint	Violation of the order of consideration of the Election commission of the Kurgan region of complaints filed by the applicant for violations of the rules of campaigning by the newspapers "Kurgan and Kurgantsy" and "Novyi Mir", namely, instead of dealing with complaints of Isakaevoy L.V. at a meeting of the commission, the response was given individually by the chairman of the Election commission of Kurgan region
	Date and number of the case	VM № 9-4/2012 from 10.02.2012
	The court decided	The court did not found that the REC must take a collective decision on the appeals of the citizens on violations of the election campaign. When applying Isakaeva L.V. did not indicate yer violated rights, because, in accordance with Art. 3 Code of Civil Procedure of the Russian Federation person concerned shall have the right to apply to the court for the protection of violated or disputed rights, freedoms and legitimate interests in accordance with the Civil Procedure Act. Ruling of the Kurgan Region Court - return the appeal to the applicant with all the attached documents

	Information on appeal	Applicant Isakaeva L.V. filed a private appeal on the ruling of the Kurgan Regional Court of 13.02.2012 to refuse to accept a complaint for consideration, addressed to the Board on Civil Cases of the Supreme Court of the Russian Federation. 21.02.2012 Kurgan regional court has decided to leave a private appeal on the ruling of the Kurgan Regional Court of 13.02.2012 to refuse to accept a complaint for consideration, without movement, and notify the applicant. Isakaeva L.V. was invited up to 29.02.2012 to address deficiencies, namely: to indicate the Court name, in accordance with paragraph 3 of Part 2 of Art. 331 Code of Civil Procedure of the Russian Federation, since a private complaint should be addressed to the court of appeal of the Kurgan Region Court (was addressed to the Supreme Court of the Russian Federation). On 24.02.2012 applicant Isakaeva L.V. filed an appeal with the Court of Appeals of the Kurgan Region Court, a copy - to the Board on Civil Cases of the Supreme Court of the Russian Federation. Ruling of 01.03.2012, № 33-497/2012: On 01.03.2012 the Collegium for Civil Cases of the Kurgan Region Court left the ruling of the Kurgan Regional Court of 13.02.2012 unmodified, private complaint of Isakaeva L.V. - dismissed
2	Court name	Kurgan City Court
	Applicant	Kurgan regional branch of the Communist Party
	Interested persons	Ltd. "The newspaper" Kurgan and Kurgantsy", The Election Commission of Kurgan region
	The complaint	Ltd. "The newspaper" Kurgan and Kurgantsy" has posted the materials under the heading "Block Post", "Details" in the № 12, 14, 21, January 24, and in the Appendix to the Kurgan city newspaper "Kurgan and Kurgantsy" "Na dache", № 2 of 18.01.2012. The applicant believes that these materials are propaganda and focus on the creating intention to vote for the candidate for the post of the President of the Russian Federation Vladimir Putin among the electorate. The newspaper broke the terms of the participation of the media in the placement of campaign materials and put these campaign materials without using the fund of the candidate for the post of the President of the Russian Federation Vladimir Putin. Applicant requests to prosecute the newspaper "Kurgan and Kurgantsy" under Art. 5.5, 5.8, 5.12, 5.45 of the CAO.
	Date and number of the case	№ 2-2353/12 of 09.02.2012
	The court decided	Refused. 13.02.2012 Ruling of the Court: the proceedings related to the complaint of the Kurgan regional branch of the Communist Party should be ended
	Information on appeal	Appealed to the Kurgan Region Court
	Leningrad Region	
1	Court name	Sosnovoborsky City Court
	Applicant	Grigoriev V.A.

	Interested persons	Territorial Election Commission of Sosnovoborsky city district
	The complaint	The exclusion of the passport of a citizen of the Russian Federation for the name of Grigoriev V.A. from the registry of invalid, the recall of the instructions to the TEC of Sosnovoborsky city district on the invalidity of passports, obliging the TEC of Sosnovoborsky city district to allow Grigoriev V.A. participate in the voting on March 4, 2012
	Date and number of the case	06.03.2012 № 2-252/2012
	The court decided	In connection with the change of the claim by Grigoriev V.A. and exclusion the claim against the territorial election commission of Sosnovoborsky city district in full, the hearing was postponed at the request of Grigoriev V.A.
	Information on appeal	
		Lipetsk region
1	Court name	Octyabrskiy District Court of Lipetsk
	Applicant	Safarov R.A.
	Interested persons	The local election commission number 42
	The complaint	The refusal of the precinct election commission number 42 to include Safarov Ruslan Amerhanovich, having temporary registration in Lipetsk, into the lists of voters in the election of the President of the Russian Federation in the polling station number 42
	Date and number of the case	04.03.2012 № 2-821/2011
	The court decided	To oblige the precinct election commission number 42 to include Safarov Ruslan Amerhanovich into the lists of voters in the election of the President of the Russian Federation on the polling station number 42
	Information on appeal	On 07.03.2012 PEC number 42 appealed to the judicial board on civil cases of Lipetsk region Court
		Moscow region
1	Court name	Zheleznodorozhnyi City Court
	Applicant	Municipal Committee of the department of Zheleznodorozhnyi of the Communist Party.
	Interested persons	Territorial Election Commission of Zheleznodorozhnyi
	The complaint	To contest and declare illegal the decision of the territorial election commission of Zheleznodorozhnyi from 03.02.2012 № 4/1, 4/2, and to oblige the TEC include into the precinct election commissions of citizens according to the ordering adopted at the meeting of the Municipal Committee of the department of Zheleznodorozhnyi of the Communist Party.
	Date and number of the case	
	The court decided	The decision of the Zheleznodorozhnyi City Court on 27.02.2012 is to satisfy the complaint of the Municipal Committee of the department of Zheleznodorozhnyi of the Communist Party.
	Information on appeal	The Ruling of the Moscow Regional Court on 28.02.2012 is to cancel the decision of Zheleznodorozhnyi City Court
2	Court name	Mytischinsky City Court
	Applicant	Schetinin A.S. (Member of the TEC of Mytischinsky district with voting for political parties "Communist Party of the Russian Federation")
	Interested persons	Territorial Election Commission of Mytischinsky district
	The complaint	To prohibit the TEC of Mytischinsky make a video of the process of issuing of absentee voting certificates to voters for the election of the President of the Russian Federation

	Date and number of the case	A hearing in the Mytishchi City Court postponed. Date of the hearing is not defined
	The court decided	
	Information on appeal	
3	Court name	Electrostal City Court
	Applicant	Stepanov D.V.
	Interested persons	The local election commission number 3333 (Elektrostal)
	The complaint	Challenging the decision of PEC number 3333 on the refusal to include it into the list of voters at the place of temporary residence in the city of Elektrostal
	Date and number of the case	
	The court decided	Refused (decision of the Elektrostal City Court of 03.03.2012)
	Information on appeal	
4	Court name	Korolyov City Court
	Applicant	Loginov S.S.
	Interested persons	Territorial Election Commission of Korolyov
	The complaint	On the non-inclusion the representatives of the Communist Party into the precinct election commissions number 3385, 3386
	Date and number of the case	
	The court decided	Refused (decision of the Korolyov City Court of 02.03.2012)
	Information on appeal	
5	Court name	Khimki City Court
	Applicant	Klushina A.V., Novikov O.V.
	Interested persons	Territorial Election Commission of Khimki
	The complaint	To require the territorial election commission of Khimki issue an absentee voting certificate
	Date and number of the case	
	The court decided	Satisfied (The Decision of the Khimki City Court of 02.03.2012)
	Information on appeal	Overtured (The Ruling of the Moscow Regional Court on 04.03.2012)
6	Court name	Naro-Fominsk City Court
	Applicant	Antonov E.A., Antonova A.P.
	Interested persons	Territorial Election Commission of Naro-Fominsk
	The complaint	On recognition of the right to vote for the applicants, including into the list of voters in Naro-Fominsk-11, precinct number 3373
	Date and number of the case	
	The court decided	Satisfied (The Decision of the Naro-Fominsk City Court of 03.03.2012)
	Information on appeal	

7	Court name	Dubna City Court
	Applicant	Petrov V.A.
	Interested persons	Territorial Election Commission of Dubna
	The complaint	On the refusal inclusion into the list of voters in the election of the President of the Russian Federation
	Date and number of the case	
	The court decided	Refused (decision of Dubna City Court of 04.03.2012)
	Information on appeal	
8	Court name	Podolsk city court
	Applicant	Kiriushin E.V.
	Interested persons	Territorial Election Commission of Troitsk
	The complaint	Inclusion into the list of voters in the election of the President of the Russian Federation
	Date and number of the case	
	The court decided	Satisfied (decision of Podolsk City Court of 04.03.2012)
	Information on appeal	
		Murmansk Region
1	Court name	Kandalaksha District Court
	Applicant	Levushkin V.S.
	Interested persons	Kandalaksha TEC, PEC number 190
	The complaint	Refusal to include into the list of voters in the election of the President of the Russian Federation
	Date and number of the case	March 4, 2012
	The court decided	The actions of the PEC has no violations of the law. The citizen should be included into the list
	Information on appeal	
2	Court name	Zaozersky City Court
	Applicant	Kolesova E.J.
	Interested persons	PEC number 181, number 182 PEC, Zaozerskaya TEC
	The complaint	Refusal to include into the list of voters of the residents according to a "temporary registration", applied to the PEC on election day, not three days before voting day
	Date and number of the case	04.03.2012
	The court decided	To include into the list of voters and to give the opportunity to vote
	Information on appeal	No appeal
3	Court name	Zaozersky City Court
	Applicant	Bubin A.N.
	Interested persons	PEC number 181, number 182 PEC, Zaozerskaya TEC
	The complaint	Refusal to include into the list of voters of the residents according to a "temporary registration", applied to the PEC on election day, not three days before voting day
	Date and number of the case	04.03.2012

	The court decided	To include into the list of voters and to give the opportunity to vote
	Information on appeal	No appeal
4	Court name	Zaozersky City Court
	Applicant	Kanyauskas A.V.
	Interested persons	PEC number 181, number 182 PEC, Zaozerskaya TEC
	The complaint	Refusal to include into the list of voters of the residents according to a "temporary registration", applied to the PEC on election day, not three days before voting day
	Date and number of the case	04.03.2012
	The court decided	To include into the list of voters and to give the opportunity to vote
	Information on appeal	No appeal
5	Court name	Zaozersky City Court
	Applicant	Tereshina I.V.
	Interested persons	PEC number 181, number 182 PEC, Zaozerskaya TEC
	The complaint	Refusal to include into the list of voters of the residents according to a "temporary registration", applied to the PEC on election day, not three days before voting day
	Date and number of the case	04.03.2012
	The court decided	To include into the list of voters and to give the opportunity to vote
	Information on appeal	No appeal
6	Court name	Zaozersky City Court
	Applicant	Tereshin V.S.
	Interested persons	PEC number 181, number 182 PEC, Zaozerskaya TEC
	The complaint	Refusal to include into the list of voters of the residents according to a "temporary registration", applied to the PEC on election day, not three days before voting day
	Date and number of the case	04.03.2012
	The court decided	To include into the list of voters and to give the opportunity to vote
	Information on appeal	No appeal
7	Court name	Zaozersky City Court
	Applicant	Bystrova G.V.
	Interested persons	PEC number 181, number 182 PEC, Zaozerskaya TEC
	The complaint	Refusal to include into the list of voters of the residents according to a "temporary registration", applied to the PEC on election day, not three days before voting day
	Date and number of the case	04.03.2012
	The court decided	To include into the list of voters and to give the opportunity to vote
	Information on appeal	No appeal
	Court name	Zaozersky City Court
	Applicant	Bystrova G.V.
	Interested persons	PEC number 181, number 182 PEC, Zaozerskaya TEC
	The complaint	Refusal to include into the list of voters of the residents according to a "temporary registration", applied to the PEC on election day, not three days before voting day
	Date and number of the case	04.03.2012
	The court decided	To include into the list of voters and to give the opportunity to vote
	Information on appeal	No appeal
8	Court name	Octyabrskiy district court of Murmansk
	Applicant	Peredruk A.D.

	Interested persons	Murmansk territorial election commission
	The complaint	Did not allow for the counting of votes at polling station number 454
	Date and number of the case	
	The court decided	The case is scheduled on 27.03.2011
	Information on appeal	
		Rostov Region
1	Court name	Sholokhov District Court
	Applicant	Olejnikov V.I.
	Interested persons	Territorial Election Commission of the Verkhedonsky District PEC number 941 (Verkhnedonsky district)
	The complaint	The voter Olejnikov V.I. asked the Sholokhovsky District Court to cancel the decision of the territorial election commission of the Verkhedonsky District and the decision of PEC number 941 not to include him into the list of voters at the place of temporary registration
	Date and number of the case	04.03.2012
	The court decided	Refused, as he could be included into the list at the place of temporary registration if he had appealed to the PEC, not later than three days prior to Election Day
	Information on appeal	
		Samara Region
1	Court name	District Court of Samara
	Applicant	Puho I.B., a member with an advisory capacity of the PEC number 754
	Interested persons	Territorial Election Commission of Zheleznodorozhnyi district of Samara
	The complaint	About invalidation of the decision of PEC number 754 on removal from the Commission
	Date and number of the case	№ 2-884/12
	The court decided	Refused (Judgment of 11.03.2012)
	Information on appeal	
2	Court name	Klyavinsk District Court of Samara Region
	Applicant	Barinova S.T., representative of a candidate for the post of the President of the Russian Federation S.M. Mironov
	Interested persons	The administration of the Klyavinsk municipal district of Samara region, the territorial election commission of Klyavinsk municipal district of Samara region
	The complaint	On recognition the decision of the administration of Klyavinsk municipal district of Samara region as illegal, on fixing the representatives of the administration at polling stations and on actions of the territorial election commissions, on allowing the representatives of the administration to the polling stations
	Date and number of the case	№ 2-184/2012
	The court decided	Refused (Judgment of 07.03.2012)
	Information on appeal	

3	Court name	Octyabrskiy district court in Samara
	Applicant	Lashmankin A.V.
	Interested persons	The local election commission number 847
	The complaint	About invalidation of the decision of the PEC number 847 on removal from the polling station
	Date and number of the case	
	The court decided	Satisfied (Judgment of 12.03.2012)
	Information on appeal	
		Saratov Region
1	Court name	Balashov District Court of Saratov Region
	Applicant	Marenich I.M., member of PEC number 635 with an advisory capacity
	Interested persons	PEC number 635
	The complaint	Violation of the requirements of the electoral law when determining the results of the vote in election of the President of the Russian Federation, March 4, 2012 at the polling station number 635
	Date and number of the case	A complaint 05.03.2012
	The court decided	Pending in court
	Information on appeal	
2	Court name	Engels District Court of Saratov Region
	Applicant	Drobot A.I., member of PEC number 1710 with an advisory capacity for the candidate for the post of the President of the Russian Federation Zhirinovsky V.V.
	Interested persons	TEC of Engels municipal district of the Saratov region, PEC number 1710
	The complaint	On the illegal actions of the PEC number 1710 - removal from the polling station
	Date and number of the case	The case № 2-1432 (1) / 2012 from 04.03.2012
	The court decided	Refused
	Information on appeal	
		Smolensk Region
1	Court name	Vyazemskiy District Court
	Applicant	Prosecutor's office of Vyazemskiy district
	Interested persons	Territorial Election Commission of the municipality "Vyazemskiy district" of Smolensk region
	The complaint	Violation of the laws of the Russian Federation when creating the district commission
	Date and number of the case	№ 2-360 from 15/02/2012
	The court decided	Invalidate the decision of the territorial election commission of municipality "Vyazemskiy district" of Smolensk region of 4 February 2012 number 4/10 in respect of the inclusion of Derevjanko T.I. into PEC number 44
	Information on appeal	

		Tver Region	
1	Court name	Firovo District Court	
	Applicant	Maligin V.R.	
	Interested persons	Danchuk V.E. - Chairman of the TEC of Firovsky District, Valentseva O.B. – Chairman of the PEC № 1247	
	The complaint	Inclusion into the list of voters of Malygin R.V. on the grounds of registration at the place of temporary residence in the absence of registration of residence in the territory of the Russian Federation	
	Date and number of the case	04.03.2012, № 2-40/2012	
	The court decided	To oblige the PEC number 1247 to include Malygin V.F., temporarily registered at the place of stay in Firovsky district of Tver region, into the list of voters at the polling station number 1247	
	Information on appeal	No appeal	
2	Court name	Cymric City Court	
	Applicant	Sizov D.V.	
	Interested persons	Semenova O.V.	
	The complaint	Inclusion into the list of voters on the basis of absentee voting certificate issued not correctly	
	Date and number of the case	04.03.2012, № 2-261/12	
	The court decided	Restore an active election right of Sizov D.V. by requiring PEC number 446 of Kimry city of Tver region to include Sizov D.V. into the voter list and issue a ballot paper	
	Information on appeal	No appeal	
3	Court name	Cymric City Court	
	Applicant	Zanin O.E.	
	Interested persons	Tabarova Z.M.	
	The complaint	Inclusion into the list of voters on the basis of absentee voting certificate issued not correctly	
	Date and number of the case	04.03.2012, № 2-262/12	
	The court decided	Restore an active election right of Zanin O.E. by requiring PEC number 447 of Kimry city of Tver region to include Zanin O.E. into the voter list and issue a ballot paper	
	Information on appeal	No appeal	
4	Court name	Cymric City Court	
	Applicant	Kornilov N.L.	
	Interested persons	Tabarova Z.M.	
	The complaint	Inclusion into the list of voters on the basis of absentee voting certificate issued not correctly	
	Date and number of the case	04.03.2012, № 2-263/12	
	The court decided	Restore an active election right of Kornilov N.L. by requiring PEC number 446 of Kimry city of Tver region to include Kornilov N.L. into the voter list and issue a ballot paper	
	Information on appeal	No appeal	
5	Court name	Konakovsk City Court	
	Applicant	Dolgova G.A.	

6	Interested persons	Chairman of the TEC of Konakovsky District V.I. Rusakov, chairman of the PEC number 475 T.A. Babkina
	The complaint	Inclusion into the list of voters at the polling station number 475 and providing the opportunity to vote on the basis of the newsletter of the territorial election commission of Mytishchi, issued in return for an absentee voting certificate due to lack of forms of absentee voting certificate
	Date and number of the case	04.03.2012, № 2-407/2012
	The court decided	To oblige the territorial election commission of Konakovsky District of Tver region to include Dolgova G.A. into the list of voters
	Information on appeal	No appeal
	Court name	Konakovsk City Court
	Applicant	Sheremet V.D.
	Interested persons	Chairman of the TEC of Konakovsky District V.I. Rusakov, chairman of the PEC number 479 I.K. Hitskova
	The complaint	Inclusion of V.D. Sheremet, who had no registered place of residence in the territory of the Russian Federation as of 04.03.2012 into the list of voters, at the former place of registration.
	Date and number of the case	04.03.2012, № 2-408/2012
7	The court decided	To oblige the territorial election commission of Konakovsky District of Tver region to include V.D. Sheremet into the list of voters at the former place of registration
	Information on appeal	No appeal
	Court name	Zavolzhiyskiy District Court in Tver
	Applicant	E.J. Zaitsev
	Interested persons	Chairman of the TEC of Zavolzhiyskiy district of Tver A.G. Popova, chairman of the PEC number 962 D.V. Logunov
	The complaint	Obliging the PEC number 962 or TEC of Zavolzhiyskiy district of Tver to issue absentee voting certificates for P.F. Titov and T.N. Titova to Zaitsev E.J. on the basis of a power of attorney
	Date and number of the case	02.03.2012, № 2-787/2012
	The court decided	Applicant refused the complaint. Refusal adopted by the court. The proceedings were terminated
	Information on appeal	No private appeal
		Tomsk Region
1	Court name	Leninsky District Court of Tomsk
	Applicant	Ostrovkhorov P.V.
	Interested persons	PEC polling station number 185, TEC of Leninsky district of Tomsk
	The complaint	Annulment of the decision of PEC, to oblige to include into the list of voters to vote, seeking compensation
	Date and number of the case	01.03.2012 № 2-523/12
	The court decided	Complaint of Ostrovkhorova P.V. is satisfied in part. Decision of PEC of the polling station number 185 of 26/02/2012 is cancelled. It is decided to oblige PEC of the polling station number 185 to include Ostrovkhorova. PV into the list of voters to vote on 04/03/2012

	Information on appeal	Filed an appeal to the Tomsk Regional Court
		Tula Region
1	Court name	Central District Court of Tula
	Applicant	Temovski A.J.
	Interested persons	Prosecutor's Office of Tula region, the territorial election commission of the Central District of Tula, the territorial election commission of Privokhzhalsky district of Tula, the Central Election Commission of RF, the Administration of the President of the Russian Federation, Tula regional branch of the political party "UNITED RUSSIA"
	The complaint	Recognition as illegal and unjustified of inaction of the territorial election commission of the Central District of Tula, the Election Commission of the Tula region for the production and delivery to the place of residence of a citizen
	Date and number of the case	Temovski A.J. of invitations to the election of the President of the Russian Federation № 2-1033/12 from March 1, 2012
	The court decided	Refused
	Information on appeal	
		Ulyanovsk Region
1	Court name	Leninsky District Court of Ulyanovsk
	Applicant	P.M. Kudaeva
	Interested persons	The precinct election commission of the polling station number 957, the territorial election commission of Leninsky district of Ulyanovsk, the Election commission of the Ulyanovsk region
	The complaint	On cancellation of the decision of the precinct election commission of the polling station number 957 of February 28, 2012 number 3/1 "On the rejection of the application of the citizen Kudaeva Raisa Magomed-Alievna for inclusion into the voter list of the polling station number 957 on the election of the President of the Russian Federation, March 4, 2012" and including the applicant into the list of voters
	Date and number of the case	March 2, 2012, № 2-2252/2012
	The court decided	Refused
	Information on appeal	
2	Court name	Leninsky District Court of Ulyanovsk
	Applicant	A.L. Kruglikov
	Interested persons	The Election Commission of the Ulyanovsk region
	The complaint	Recognition as illegal of actions (inaction) of the Election commission of the Ulyanovsk region, expressed in avoiding consideration of his complaint about violation of the rules of the Federal Law of 10.01.2003 № 19-FZ "On the Election of the President of the Russian Federation" by the periodical printed newspaper "Rossiyskaya Gazeta" (number 28 (5701) from 09.02.2012)
	Date and number of the case	March 12, 2012, № 2-2284/2012
	The court decided	Refused
	Information on appeal	

Yaroslavl Region	
1	<div> <div>Court name</div> <div>Kirov District Court of the City of Yaroslavl</div> </div> <div> <div>Applicant</div> <div>Zaets O.V. (voter)</div> </div> <div> <div>Interested persons</div> <div>TEC of Kirov region</div> </div> <div> <div>The complaint</div> <div>Refusal to include into the list of voters in the election of the President of the Russian Federation</div> </div> <div> <div>Date and number of the case</div> <div>24.02.2012, № 2-1046/12</div> </div> <div> <div>The court decided</div> <div>Refused</div> </div> <div> <div>Information on appeal</div> <div></div> </div>
St. Petersburg	
1	<div> <div>Court name</div> <div>Octyabrsky District Court</div> </div> <div> <div>Applicant</div> <div>Suyazova T.S.</div> </div> <div> <div>Interested persons</div> <div>PEC number 18</div> </div> <div> <div>The complaint</div> <div>To include into the list of voters due to the registration at the place of stay in St. Petersburg (residence registration in another region)</div> </div> <div> <div>Date and number of the case</div> <div>03.03.2012</div> </div> <div> <div>The court decided</div> <div>Refused</div> </div> <div> <div>Information on appeal</div> <div>No appeal</div> </div>
2	<div> <div>Court name</div> <div>Octyabrsky District Court</div> </div> <div> <div>Applicant</div> <div>Hamdanov R.A.</div> </div> <div> <div>Interested persons</div> <div>PEC number 18</div> </div> <div> <div>The complaint</div> <div>To include into the list of voters due to the registration at the place of stay in St. Petersburg (residence registration in another region)</div> </div> <div> <div>Date and number of the case</div> <div>03.03.2012</div> </div> <div> <div>The court decided</div> <div>Refused</div> </div> <div> <div>Information on appeal</div> <div>No appeal</div> </div>
3	<div> <div>Court name</div> <div>Nevsky District Court</div> </div> <div> <div>Applicant</div> <div>Zan Y.G.</div> </div> <div> <div>Interested persons</div> <div>PEC number 1194</div> </div> <div> <div>The complaint</div> <div>To include into the list of voters due to the registration at the place of stay in St. Petersburg (residence registration in another region)</div> </div> <div> <div>Date and number of the case</div> <div>03.03.2012</div> </div> <div> <div>The court decided</div> <div>Refused</div> </div> <div> <div>Information on appeal</div> <div>Appeal court decided to uphold</div> </div>
4	<div> <div>Court name</div> <div>Vyborg District Court</div> </div> <div> <div>Applicant</div> <div>Sherabaeva O.N.</div> </div> <div> <div>Interested persons</div> <div>PEC number 316</div> </div>

	The complaint	To include into the list of voters due to the registration at the place of stay in St. Petersburg (residence registration in another region)
	Date and number of the case	04.03.2012
	The court decided	Refused
	Information on appeal	No appeal
5	Court name	Leninsky District Court
	Applicant	Gashkova L.V.
	Interested persons	PEC number 62 (the precinct is formed for voting by persons with no fixed place of residence within the Russian Federation)
	The complaint	To include into the list of voters due to the registration at the place of stay in St. Petersburg (residence registration in another region)
	Date and number of the case	04.03.2012
	The court decided	Refused
	Information on appeal	No appeal
6	Court name	Leninsky District Court
	Applicant	Tregubov D.A.
	Interested persons	PEC number 62 (the precinct is formed for voting by persons with no fixed place of residence within the Russian Federation)
	The complaint	To include into the list of voters due to the registration at the place of stay in St. Petersburg (residence registration in another region)
	Date and number of the case	04.03.2012
	The court decided	Refused
	Information on appeal	No appeal
7	Court name	Kalinin district court
	Applicant	Minokina L.I.
	Interested persons	PEC number 419
	The complaint	To include into the list of voters due to the registration at the place of stay in St. Petersburg (residence registration in another region)
	Date and number of the case	29.02.2012, № 2 -2531/2012
	The court decided	Satisfied. Should be implemented immediately
	Information on appeal	
8	Court name	Krasnoselskiy District Court
	Applicant	Petrenko P.I.
	Interested persons	PEC number 839
	The complaint	To declare illegal the refusal to issue an absentee voting certificate and oblige to issue an absentee voting certificate

	Date and number of the case	03.03.2012; № 2-1505/2012
	The court decided	Satisfied
	Information on appeal	No appeal
9	Court name	Kirov District Court
	Applicant	Semeniuk L.V.
	Interested persons	PEC number 511 and TEC number 3 in St. Petersburg
	The complaint	Invalidate the decision of PEC number 511 and TEC number 3, refusing to include into the voter list of the polling station number 511 on the election of the President of the Russian Federation of Semeniuk L.V., a native of the city of Tallinn, which has no place of residence in the territory of the Russian Federation, which has a temporary registration in St. Petersburg, the place of stay
	Date and number of the case	04.03.2012
	The court decided	Satisfied
	Information on appeal	No appeal
10	Court name	Dzerzhinsky District Court
	Applicant	Kholopova A.A.
	Interested persons	PEC № 1765
	The complaint	To include into the list of voters due to the registration at the place of stay in St. Petersburg (residence registration in another region)
	Date and number of the case	02.03.2012, № 2-651/2012
	The court decided	Refused
	Information on appeal	
11	Court name	Kirov District Court
	Applicant	Samosadkin I.N.
	Interested persons	PEC number 493
	The complaint	To include into the list of voters due to the registration at the place of stay in St. Petersburg (residence registration in another region)
	Date and number of the case	02.03.2012, № 2-1502/2012
	The court decided	Refused
	Information on appeal	No appeal
12	Court name	Krasnosedskiy District Court
	Applicant	Syngaevskaya I.N.
	Interested persons	PEC number 918
	The complaint	To include into the list of voters due to the registration at the place of stay in St. Petersburg (residence registration in another region)
	Date and number of the case	02.03.2012, № 2-1503/2012
	The court decided	Refused

	Information on appeal	No appeal
13	Court name	Octyabrsky District Court
	Applicant	Polushkin A.V.
	Interested persons	PEC number 19
	The complaint	Complaint related to the actions of the Chairman of PEC number 19 of the Admiralty district of St. Petersburg, to oblige to admit and register as an observer from mass media
	Date and number of the case	04.03.2012, № 2-1118/2012
	The court decided	Refused
	Information on appeal	No appeal
14	Court name	Octyabrsky District Court
	Applicant	Mazin Z.J.
	Interested persons	PEC number 10
	The complaint	On invalidation of the decision of PEC number 10 of the Admiralty district of St. Petersburg, to oblige to admit as a member of the PEC number 10 of the voting
	Date and number of the case	04.03.2012, № 2-1117/2012
	The court decided	Satisfied in part
	Information on appeal	No appeal
	Yamalo-Nenets Autonomous Area	
1	Court name	Novourengoy City Court
	Applicant	City Branch of RB PP Communist Party
	Interested persons	Territorial Election Commission of Novyi Urengoy
	The complaint	According to the applicant, TEA of the city of Novyi Urengoy unlawfully refused to appoint members of the PEC with the casting vote of City Branch of RB PP Communist Party
	Date and number of the case	01.03.2012, № 2-905/2011
	The court decided	Refused, to leave the decision of the territorial election commission of the city of Novyi Urengoy unchanged
	Information on appeal	

Appendix 8 to Chapter 18

**Information on the complaints submitted to the Central Election Commission
of the Russian Federation about alleged violations of election laws during the election
campaign for the election of the President of the Russian Federation,
March 4, 2012**

№	Complaints	Total
1	Complaints related to the formation of election commissions	35
2	Appeals against the decisions of election commissions on the registration of candidates, to refuse registration of candidates, the certification and registration of candidate lists, the registration of the authorized representatives, to cancel the registration of candidates	12
3	Complaints about the actions (inaction) of election commissions and their officials, including dissatisfaction with the replies received for the previous complaint, including:	187
3.1	CEC of RF	5
3.2	election commissions of subjects of the Russian Federation	16
3.3	territorial, district Election commissions, Election commissions of municipalities	46
3.4	precinct Election Commissions	117
4	Complaints for campaigning, including:	174
4.1	on TV	53
4.2	in print media	39
4.3	related to violations in campaigning in a timely manner, including:	59
4.3.1	by election associations	3
4.3.2	by candidates	28
4.3.3	by the authorities	6
4.4	campaigning on election day	1
5	Complaints about illegal (according to the applicants) actions, including on the part of election commissions, during the early voting, voting in a polling place, voting outside the polling place, counting, including:	259
5.1	removal of observers	28
5.2	bribing voters	4
5.3	delivery of the electorate to the premises to vote	39
5.4	defects in equipment	14
5.5	deficiencies in the voter registration, voter lists	92
5.6	deficiencies in informing voters	22
5.7	other deficiencies	33
6	Complaints related to falsifications (according to the applicants) of the voting, the election results or proposals for the recognition of the election results invalid, including:	45
6.1	the removal of the media from the counting process	1
7	The use of administrative resources, including law enforcement agencies. Unlawful actions of other persons and organizations	57
8	Appeals on matters not within the competence of the Election commissions	37
9	Requests for interpretation of provisions of the electoral laws	-
Total		806

Chapter 19.

Public control and monitoring at the election of the President of the Russian Federation

19.1. Observers from the candidates, political parties, members of commissions with the casting vote

In the election of the President of the Russian Federation in accordance with the actual legislation each registered candidate and every political party nominated a registered candidate had the right to appoint observers. A citizen of the Russian Federation with the casting vote and appointed as observer carried out observation of the voting, vote counting, and other activities of the election commissions at the time of voting, establishment of vote returns and election outcome, including the activities of the election commission in auditing of vote returns correctness and election outcome.

Administration of election of the President of the Russian Federation in 83 subjects of the Russian Federation were monitored by over than 225 thousand of observers from five registered candidates for the post of the President of the Russian Federation and four political parties nominated registered candidates.

Registered candidates for the post of the President of the Russian Federation directed to the polling stations on the voting day:

V.V. Zhirinovskiy – 5,160 observers
(2.3 % of the total number of observers)

G.A. Zyuganov – 25,293 observers (11.2 %),

S.M. Mironov – 7,890 observers (3.5 %),

M.D. Prokhorov – 11,586 observers (5.2 %),

V.V. Putin – 58,929 observers (26.2 %).

The political parties, nominated registered candidates for the post of the President of the Russian Federation, directed to the polling stations on the voting day:

"UNITED RUSSIA" – 47,157 observers
(20.9 % of the total number of observers)

Communist Party of the Russian Federation – 45,313 observers (20.1 %),

FAIR RUSSIA – 14,379 observers (6.4 %),

Liberal Democratic Party of Russia – 9,549 observers (4.2 %).

In addition, each candidate had the right to appoint one member of the Central Election Commission of the Russian Federation with the

casting vote from the date of document submission for registration to the Central Election Commission of the Russian Federation, and after the registration – one member of the election commission with the casting vote to each election commission of the Russian Federation, each territorial and precinct election commission. All registered candidates to the post of the President of the Russian Federation took advantage of this right.

On Election Day polling stations were attended by about 97,000 members of election commissions with the casting vote, appointed by registered candidates or on their behalf by proxy:

V.V. Zhirinovskiy – 4,630 (4.8 % of the total number of members of election commissions with the casting vote)

G.A. Zyuganov – 27, 913 (28.8 %),

S.M. Mironov – 10, 289 (10.6 %),

M.D. Prokhorov – 11,310 (11.7 %);

V.V. Putin – 42, 729 (44.1 %).

Information on the number of observers from the candidates and political parties, as well as the number of election commissions with the casting vote in the elections of the President of the Russian Federation, received from the election commissions of the subjects of the Russian Federation, given in Appendixes 1 and 2 to chapter 19.

19.2. Foreign (international) observers in the elections of the President of the Russian Federation*

The Russian Federation fulfilled its obligations on the invitation of foreign (international) observers for Federation on March 4, 2012, provided all necessary organizational, technical and legal conditions for the performance of its tasks, organization of professional, objective and impartial observation.

In particular, the Central Election Commission of the Russian Federation approved the order of foreign (international) observers' activity in con-

* Charts and graphs used in Section 19.2 were submitted by the Russian Public Institute of Election law.

duction of elections of the President of the Russian Federation, which in December 2011 was placed on the CEC website in Russian and English. This document passed preliminary examination in the Public scientific and methodological consultative council of the CEC of Russia. Explanations were approved and supported by the Russian scientific and public circles, including those presenting institutions of Russian public society.

The legislation of the Russian Federation on elections, unlike many states – members of the OSCE or members of the Council of Europe, presented and most fully reflected international commitments to ensure the election openness for foreign (international) observers, and spelled out in details rights, duties, and responsibility of foreign (international) observers.

Adoption of further clarifications on the commitments of foreign (international) observers by the CEC of Russia simplified the interaction between foreign representatives and election officials and laid the normative basis for mutual understanding between the Russian and foreign observers, the media, political parties, members of election commissions, election participants, fostering an atmosphere of mutual trust and openness.

All election commissions of the subjects of the Russian Federation on behalf of the Chairman of the CEC of Russia V.E. Churov received instructive letters containing information on foreign (international) observers, on the observation procedures of their assistance at stations under the Russian legislation.

Thus, all conditions for an open and seamless interaction between the election commissions in the subjects of the Russian Federation and foreign (international) observers directly in places of voting and vote counting were fully provided.

According to the election commissions of the Russian Federation, information on the impending actions of the international control over the elections was brought to territorial and precinct election commissions, as well as during training of commission members.

Inviting foreign (international) observers for the administration of the elections of the President of the Russian Federation, as well as assistance to international observation missions, the CEC of Russia contributed to the implementation of international commitments by the Russian Federation in the framework of the Commonwealth of Independent States, the Council of Europe and the Organization for Security and Cooperation in Europe related to ensuring public control measures for the elections.

CEC of Russia applied to the leading international organizations before time with a proposal to express their wishes regarding time limits, observation format and number of observers. Solutions on organization of observation over the elections of the President of the Russian Federation were developed in consultation with ODIHR OSCE, OSCE PA and PACE, as well as with the Executive Committee of the CIS and IPA CIS and other international organizations.

It should be noted that the organization of international observation in elections of the President of the Russian Federation expanded the range of international organizations that were offered to be involved in monitoring the elections in the Russian Federation. In particular, in addition to the traditionally invited CIS missions, OSCE and the Council of Europe, the Russian Federation invited representatives of the Organization of American States Members.

Central Election Commission of the Russian Federation accredited a total of 685 foreign (inter-





national) observers from 56 states, representing virtually all continents – Europe, Asia, Africa, North and South America (Appendix 4 to Chapter 19).

International observation over the elections of the President of the Russian Federation was participated by representatives of seven international organizations. CEC of Russia officially accredited: 275 observers from the CIS, 219 observers from ODIHR OSCE, 9 observers from OSCE PA, 36 observers from PACE, 19 observers from SCO, 2 observers from OAS, 1 observer from ACEEEO. Observation was carried out by three international observation missions from ODIHR OSCE, CIS and the Group of independent international observers (Appendix 3 to Chapter 19).

The above data showed that the election of the President of the Russian Federation on March 4, 2012 formed numerical parity of two leading international missions on observation – from the Executive Committee of the CIS and ODIHR OSCE, with a margin on the numerical composition and geographical coverage for the benefit of the mission of the Commonwealth. In particular, observers from the CIS Executive Committee were the only representatives of the international community, which monitored the voting of Russian citizens abroad.

Also, the observation of the elections of the President of the Russian Federation on March 4, 2012 was attended by 65 election officials – partners in two-sided cooperation of 23 states in the

world at the invitation of the CEC of Russia (Appendix 3 to Chapter 19).

On the recommendation of Russian non-governmental organizations, the CEC of Russia also accredited 56 internationally recognized experts in the field of political protection of electoral rights of 22 states as foreign (international) observers. International observation covered 49 subjects of the Russian Federation.

The distribution of foreign (international) observers in regions of the Russian Federation was determined by observation missions and traditionally had an irregular nature. The burden of working with observers was put on the election commission in Moscow, the Moscow region, St. Petersburg and the Leningrad Region, regions of the Central Russia. The largest number of observers worked in Moscow and the Moscow region (127 and 114, respectively), in St. Petersburg and the Leningrad region (30 and 32, respectively). The average presence in other subjects of the Russian Federation was 10-20 foreign (international) observers (Appendix 5 to Chapter 19).

Compared with the number of foreign (international) observers accredited by the CEC of Russia in the federal elections in 2007, their number in the parliamentary elections in 2011 almost doubled, and in the elections of the President of the Russian Federation on March 4, 2012 preserved the results of the Duma election campaign in 2011. Professional quality of foreign (international) observers grew significantly.

Total the elections of the President of the Russian Federation consisting of three most representative international monitoring groups – missions of the CIS, ODIHR OSCE and the Group of independent international observers were attended by representatives of 46 states of Western Europe and North America.

In terms of state representation the most numerous in the elections of the President of the Russian Federation on March 4, 2012 consisting of different missions were delegations of the Republic of Kazakhstan and the Republic of Belarus (26 and 15 % of the total number of observers, respectively). So as numerous were delegations of Armenia, USA, Ukraine (4 %) and Azerbaijan, Great Britain, Germany, the Netherlands, Poland and France (3 %).

The most numerically insignificant in the elections were observers from Bosnia and Herzegovina, Georgia, Greece, Iceland, Cyprus, Latvia, Macedonia, Romania, Slovakia, Turkmenistan and Uzbekistan, Croatia and Estonia. The share of each state in the total number of international observers made less than 1 percent.

Representatives of other states (Austria, Belgium, Bulgaria, Denmark, Hungary, Ireland, Spain, Italy, Canada, Kyrgyzstan, Lithuania, Luxembourg, Moldova, Norway, Serbia, Slovenia, Tajikistan, Turkey, Finland, Czech Republic, Switzerland and Sweden) accounted for 27 percent.

The average age of international observers in the elections of the President of the Russian Federation of March 4, 2012 in terms of members of three main groups of observers equaled 47.

More than half (51 %) of observers were representatives of the middle age category – from 30 to 50. A similar average result mainly came from domination of middle and older age categories of observers in the mission of ODIHR OSCE (total representatives of the middle age made 61 %, while the older age group – 42 %). For comparison, observation mission from the CIS and the Group of independent international observers had more than half of representatives older than 50 years (54 and 56 %, respectively).

Young people in the missions were in the least represen-

tative number with about equal index: 4 percent – observation mission of the CIS, 6 percent – the Group of independent observers and 11 percent – mission of ODIHR OSCE.

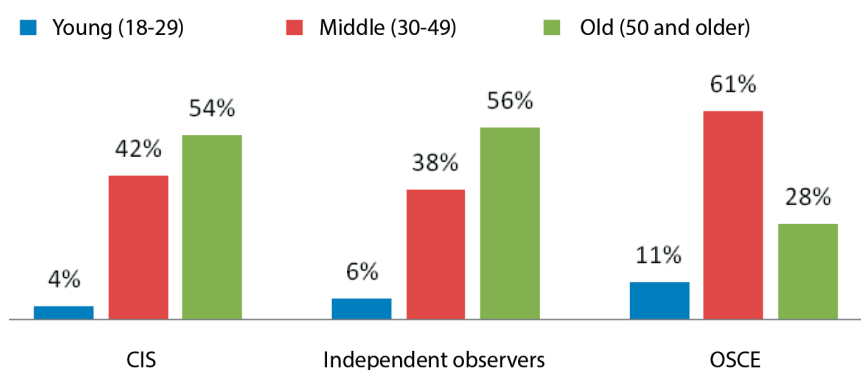
The most senior supervisor attended the mission of ODIHR OSCE – at the time of observation he was 76. Note that in observation mission of the CIS and the Group of independent international observers the oldest observer was 75. The youngest international observer appeared to be the representative of the international observer mission of the CIS, who at the time of observation was 20. The mission of ODIHR OSCE had the youngest observer of 21-year-old, student from the Great Britain.

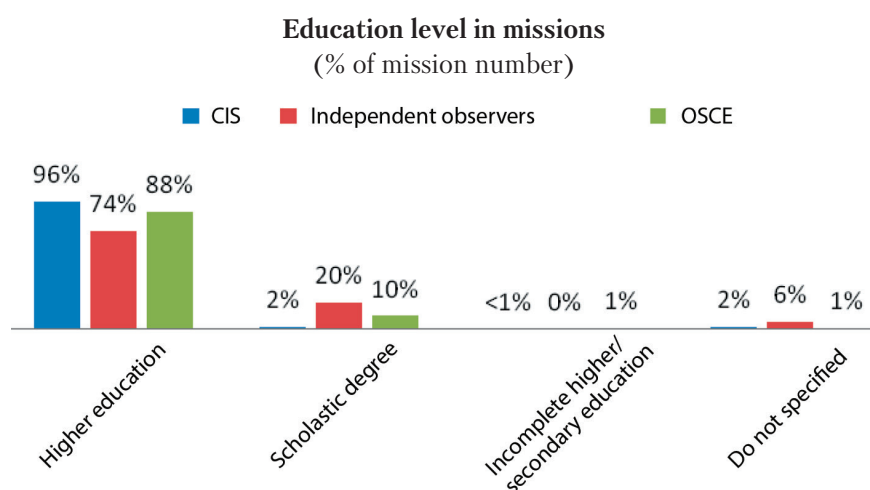
Generally the structure of age representation in the missions of the CIS and the Group of independent international observers was similar: about 5 percent (± 1 %) – the youth, about 40 percent (± 2 %) – middle-aged and about 55 percent (± 1 %) – the older generation.

Completely different structure of age representation was demonstrated by the mission of ODIHR OSCE, in which the youth made up 11 percent of the total, representatives of the old age – 28 percent. The overwhelming majority of observers in the mission were from the middle age category.

All three major monitoring groups demonstrated a high level of education of observers. In general, out of three groups of observers 98 percent of participants indicated the availability of higher education, including 7 percent with academic degrees in various branches of scientific knowledge. Only two international observers from the missions of ODIHR OSCE and the CIS had incomplete higher education, who at the time of observation were students of higher educational institutions (the percentage of students did not exceed 0.2 % of the

Age of mission observers
(% of mission number)



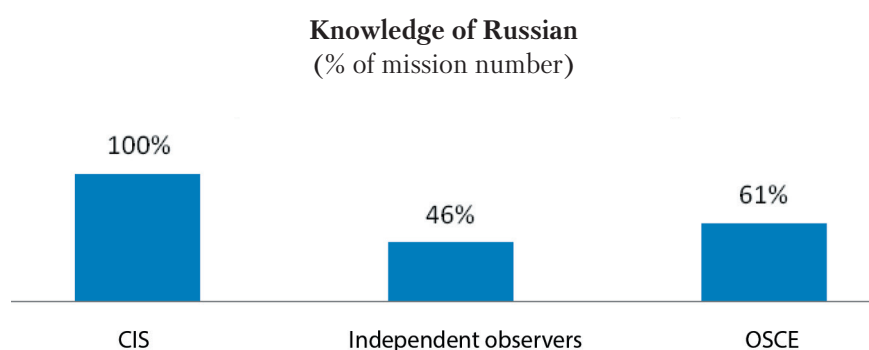


total number of observers in three groups). 2 percent of observers did not indicate the presence or absence of higher education.

Leaders in the number of international observers with higher education became missions of ODIHR OSCE and the CIS (by 98 %). A group of independent international observers demonstrated the Picture of 94 percent. However, the Group of independent international observers had the highest proportion of people with an academic degree (20 % vs. 10 % of people with academic degree in the mission of ODIHR OSCE and 2 % – in the CIS observation mission).

In three main groups of observers 80 percent of participants more or less spoke Russian. The most Russian-speaking delegation, as expected, was the CIS observation mission, participants of which spoke Russian perfectly. 61 percent of observers in ODIHR OSCE noted that they could understand and speak Russian. Somewhat lower is the rate in the Group of independent international observers – 46 percent.

Russian language skills of observers increased the level of efficiency of the observation mission, as observers could independently assess the progress



of electoral process, communicate with representatives of election commissions, and make conclusions without interpreters. ODIHR OSCE prohibited the usage of a language other than English as the language of the mission.

By occupation the majority of international observers of ODIHR OSCE and the CIS were engaged in the sphere of public administration (65 %). The CIS observation mission involved almost 90 percent of

the participants from this sphere. The Group of independent international observers had a little more than half of the participants occupied in the field of public administration, while the ODIHR OSCE observers did not exceed 41 percent.

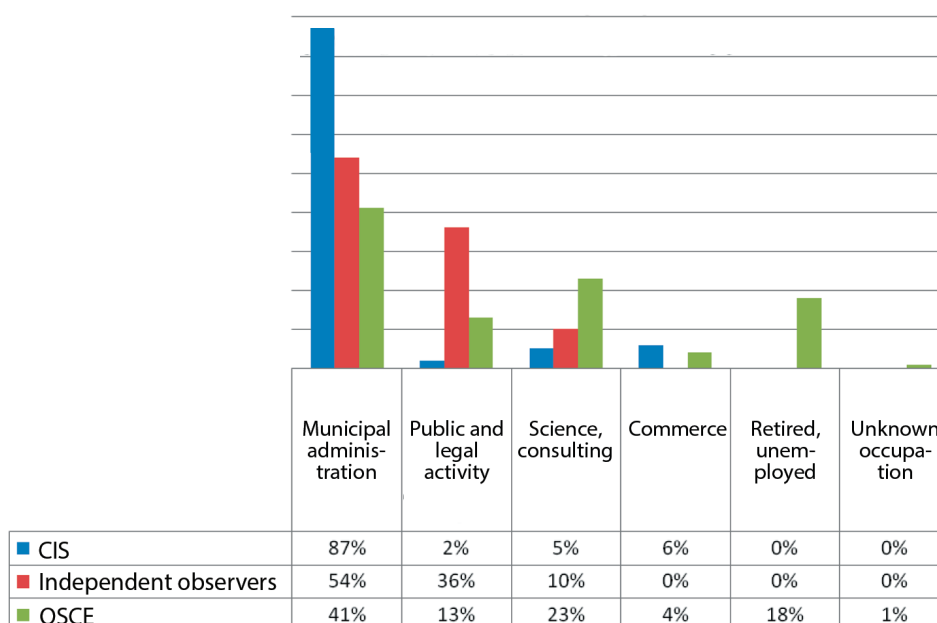
The total share of occupied in the public and legal activity observers in all three groups counted to 9 percent. Also, low rate of representatives of the institutions of civil society was presented by ODIHR OSCE. However, over a third of representatives of the Group of independent international observers (36 %) indicated that their main activity was performed in non-governmental, public and legal organizations.

Note that unemployed and retirees were presented only from ODIHR OSCE. The share of retirees in three groups was approximately 7 percent, while ODIHR OSCE mission – 18 percent

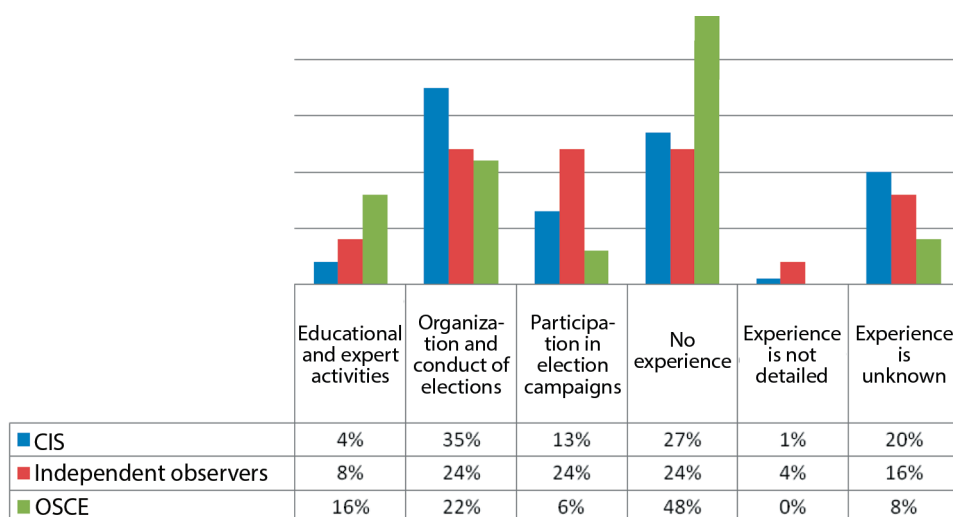
In general, data on the main groups of observers indicated sufficient participants' experience in the field of electoral monitoring. 58 percent of participants had slight experience of the international observation, 42 percent had no such experience.

The most experienced of the presented missions appeared to be ODIHR OSCE mission. Among its participants were observers indicated the status of "international observer" as their primary profession (occupation at the moment). Representatives with extensive experience in the international observation (participants of over than 10 missions) in ODIHR OSCE mission accounted to 19 percent. A significant part of the mission members with a great experience

Occupation of international observers of different missions



Another experience in the sphere of election legislation (% of the total number the group)



in observation declared themselves as retired. ODIHR OSCE mission led also in the proportion of participants who had an average experience of observation (from 4 to 10 missions) – 29 percent. 36 per cent of observers from OSCE had minimal experience (to 3 missions).

The mission of ODIHR OSCE showed the lowest picture for the number of observers who did not have similar experience – 19 percent. According to accreditation forms, the least experienced in the practical observation was CIS mission observers,

almost two-thirds had no experience of international supervision, 31 per cent of observers had minimal experience. However, observers from the CIS had significant experience of participation in election campaigns in their states. Most of them declared themselves as professional election officials, election participants with experience in activities as agents of candidates.

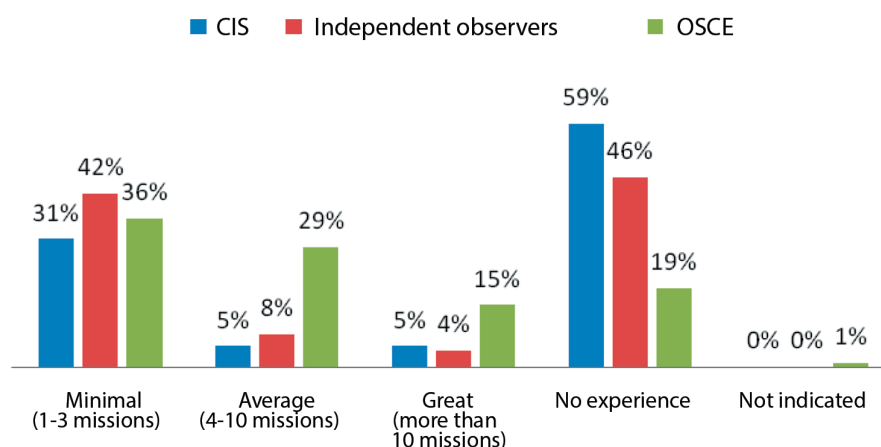
In ODIHR OSCE mission 22 percent of observers participated in national elections as organizers, 6 percent were involved in election campaigns as candidates for the various positions and 16 percent were engaged in studying the electoral process under educational and expert activities.

As part of the CIS observation mission proportion of observers who participated in election administration was 35 percent. Most observers of the CIS, participated in election administration, were national observers on

elections in their own countries.

The mission of ODIHR OSCE on observation over the elections of the President of the Russian Federation started observation on January 26, 2012, when the city of Moscow deployed the core team of 15 experts. Head of the observation mission over the elections of the President of the Russian Federation became an Ambassador H. Taliavini (Switzerland), who led the observation mission over the elections of deputies of the State Duma of the sixth convocation.

International observation experience (% of the total number the group)



40 long-term observers came to Russia on January 29, 2012, and after a briefing in Moscow they were distributed to 19 regional centers and began to observe from January 31, 2012.

It should be noted that from the very beginning of ODIHR OSCE mission the CEC of Russia entered into cooperation with it. Chairman of the Central Election Commission of the Russian Federation V.E. Churov carried weekly meetings with the head of the mission Ambassador H. Taliavini, during which observers from OSCE were provided comprehensive information on the administration of the elections of the President of the Russian Federation. In particular, such meetings were held on January 26 and February 3 and 9, 2012, as well as during and at the end of observation. Representatives of the mission headquarters were regularly invited to the CEC of Russia and attended almost all meetings of the Commission.

The report of ODIHR OSCE observation posted on the website of the Office for democratic institutions and Human Rights, said: "The Head of observation mission over the elections ... is grateful to the CEC for its help in the organization of interaction with the authorities, administrating elections at all levels.»

On February 29, 2012 short-term observers arrived in the Russian Federation to observe the opening of polling stations, voting process, vote counting and establishment of voting returns.

Observers from ODIHR OSCE involved representatives of 37 countries in Europe, North America and Central Asia. They were presented in the mission sufficiently balanced. The largest number of representatives was from Germany (8 % of the total num-

ber of missions). Then – observers from Armenia and the United States (7 %), the United Kingdom, the Netherlands, Poland and France (6 %). These countries were the most numerous in mission representation. The share of their representatives was 46 per cent of ODIHR OSCE mission.

The representation share of foreign countries amounted to an average of 3 percent.

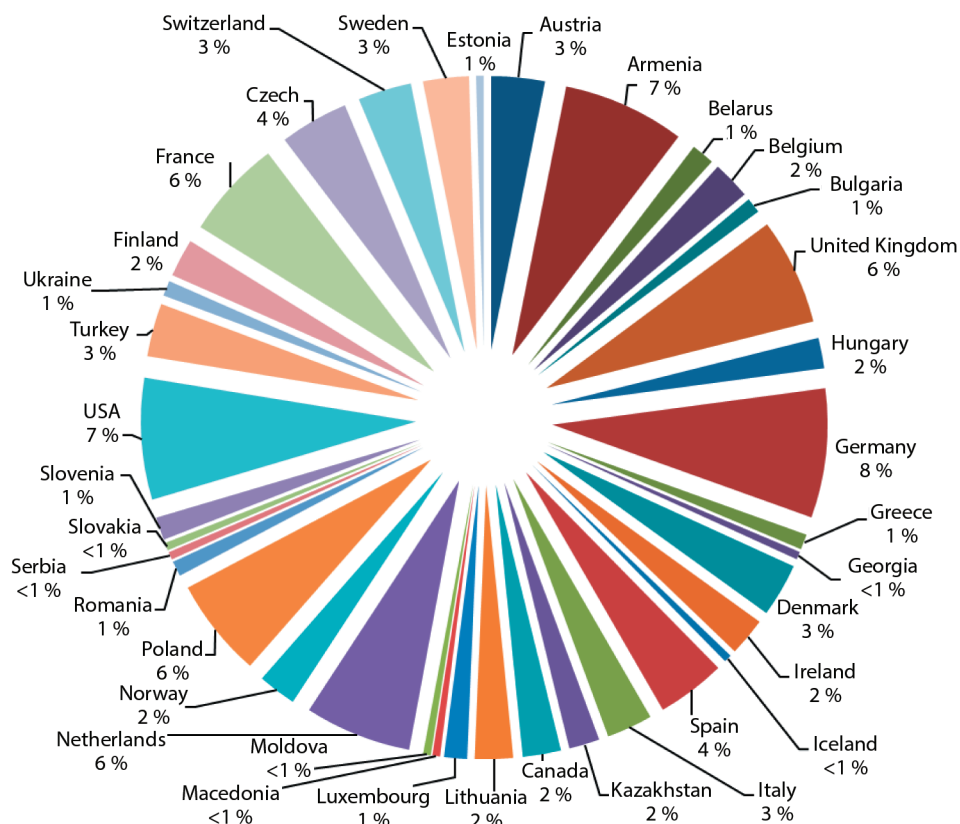
The CIS observation mission was the most numerous international mission in

the elections of the President of the Russian Federation. According to the mission statement, it had been presented by 275 international observers, operating in 31 subjects of the Russian Federation, including long-term observation in 17 regions of the Russian Federation. In addition, the observation mission from the CIS was the only mission carrying out surveillance outside the territory of the Russian Federation: observers from the CIS attended seven polling stations, formed in diplomatic missions and consular offices of the Russian Federation in five states – members of the Commonwealth of Independent States (Azerbaijan, Belorussia, Kyrgyzstan, Tajikistan and Ukraine).

The main feature of the organization of the CIS observation mission was that representatives of all ten states-members of the Commonwealth, except for citizens of the Russian Federation, attended its work as observers according to a statement of mission, who in practice of international observation could not be accredited as an international observer at home. In addition, mission involved representatives of the Executive Committee of the CIS, Interparliamentary Assembly of states-members of the CIS, Parliamentary Assembly of Belarus and Russia Union.

Representation of the CIS countries as part of the mission was non-proportional. The most numerous delegations were represented by Kazakhstan (48 %) and Belorussia (28 %). For comparison, the next largest by the number of observers became Ukraine (7 %). The least representative delegations came from Moldova (3 observers), Turkmenistan and Uzbekistan (by 2 observers). It should be noted that the mission had no international observers with the citizenship of another state, other than represented by him.

Citizenship of ODIHR OSCE observers



In accordance with paragraphs 1 and 3 of the Article 24 of the Federal Law "On Elections of the President of the Russian Federation", the Central

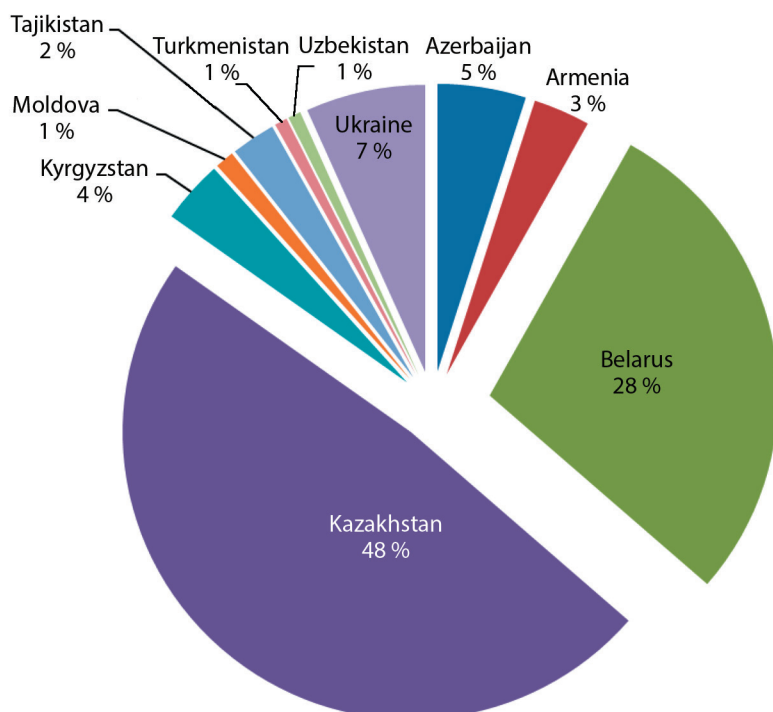
Election Commission of the Russian Federation accredited international independent foreign experts. The number of arrived foreign (international) observers on the territory of the Russian Federation on the proposal of non-governmental organizations amounted to 50.

General characteristics of the Group of independent international observers were given in the table.

The Group of independent international observers included representatives of 20 States of Europe and the USA. The most numerous representations were from Serbia, France, Poland and the United States (14, 12, 10 and 10 %, respectively). A total of 23 persons from these countries observed the elections of the President of Russia. Other states were represented by one, two or three observers.

Thus, the international observation at the elections of the President of the Russian Federation covered

Citizenship of the CIS observers



Characteristics	Index	Note
Total	50	
State representatives	21 States (20 States of Europe and the USA)	17 – members of EU , 21 – participants of OSCE
Position and occupation:		
Deputies of European parliament	5	
Deputies and members of representative (legislative) state power bodies	15	Including members of higher chamber
Deputies of previous convocations, including PACE members	4	
Representatives of national political parties, youth political movements	7	
Academics (humanitarians, constitutionalists), human rights defenders	11	
Media	4	
NGOs, experts	4	

territories with a total of 82.4 million of registered Russian voters.

Additional measures to inform international observers were carried out by posting English translations of existing legislative acts of the Russian Federation on elections, the most important information materials and regulations of the CEC of Russia related to election administration on the Internet portal of the CEC of Russia.

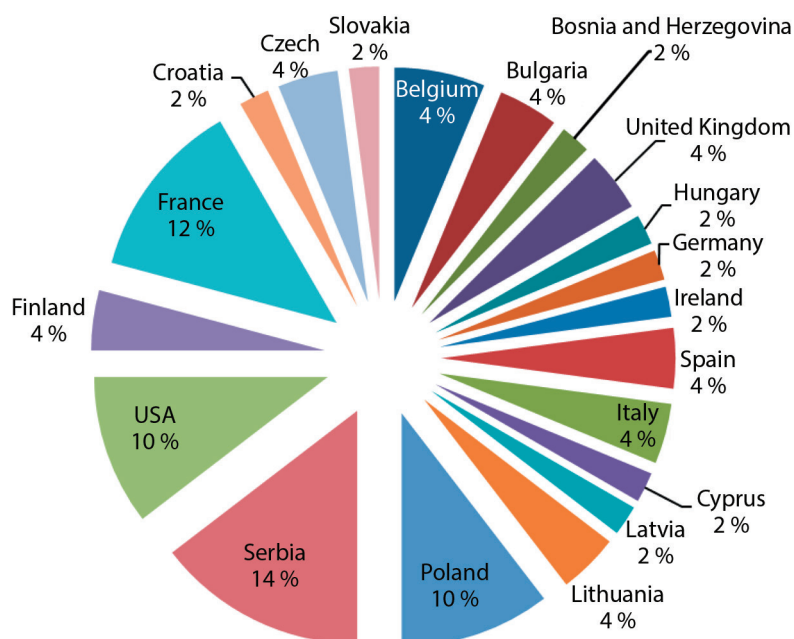
English texts of the Federal Law "On basic guarantees of electoral rights and the right of citizen

of the Russian Federation to participate in a referendum", "On Election of the President of the Russian Federation," regulation of the CEC of Russia "On clarification of the order of foreign (international) observers activity at the elections of the President of the Russian Federation", the materials of methodical recommendations of the CEC of Russia, "Memorandum for foreign (international) observers at the elections of the President of the Russian Federation", containing the information necessary for election observation were placed on the web-site.

On election day, the Information Center "Elections 2012" held information to the polling stations of Moscow and the Moscow region (11 PEC), which was attended by 54 representatives of the diplomatic corps accredited in the Russian Federation.

A substantial part of the participants of the international observation, independent international experts in the field of electoral rights and freedoms, as well as guests and partners of the Central Election Commission of Russia took an active part in the activities of the Information Centre of the CEC of Russia "Elections 2012", as well as in

Citizenship of the independent international observers





the work of the independent information Center, organized in the Chamber of Commerce of the Russian Federation.

Cooperation with foreign (international) observers of the elections of the President of the Russian Federation in the regions acquired qualitatively new shapes. Reports on cooperation and interaction with foreign (international) observers were prepared by 45 election commissions of the subjects of the Russian Federation. Photos and videos, articles, reflecting the activities of foreign observers in the regions were placed on the Internet-portals of election commissions of many subjects of the Russian Federation. Information on the interaction with foreign observers was presented in the final report of the international observation on the election of the President of the Russian Federation during the meeting with the officials of election commissions of the subjects of the Russian Federation on May 4-5, 2012 in the CEC of Russia.

Preliminary and final conclusions of the international observation missions, together with expert commentaries to these estimates, surveys of individual evaluation of statements of international observers were placed on the Internet-portal of the CEC of

Russia on the results of elections of the President of the Russian Federation.

19.3. The results of public "hot line" communication with voters

In order the society could make substantiation conclusion about the fairness of elections and their true results, along with the increasing body of independent and qualified observers, providing them opportunities to access all elements of the electoral process it was also needed to expand control over the elections on behalf of civil society. Full information about all stages of the electoral process and its results was necessary not only for representatives of political parties and candidates, participating in the elections, but their voters.

Just with knowledge of a significant number of conclusions made by public observers and supervisors, society could draw conclusions about the justice or injustice, reliability or unreliability of the election returns.

One of the technologies to attract general citizens to actively participate in public control over the elections became a public "hot line", which was actively used for this purpose by Russian Foundation

for Free Elections (public " hot line" communication with voters) , Public Council "Fair elections " ("hot line" communication with the regional expert community), the Association of non-profit organizations for the protection of electoral rights "Civil control" (SMS-portal "Code of Truth"), and other public governmental organizations active in the field of elections.

Public "hot line" communication with voters of the Russian Foundation for free elections

Because of the significance and magnitude of elections carried out in the country on March 4, 2012, the initiative of the Russian Foundation for free elections (RFSV), supported by the Public Chamber of the Russian Federation and the Coordinating Council of non-governmental organizations for the protection of electoral rights of citizens from January 23 in the regions, and from February 6, 2012 in the whole country deployed public " hot line " communication with voters.

The system of public "hot line". Organization of "hot line," the formation of a network of its regional points was primarily directed to:

- the promotion of free, fair and democratic elections, in accordance with legislation of the Russian Federation and in the presence of a real mechanism for the protection of the electoral rights of citizens;
- ensuring the completeness of implementation and protection of the electoral rights of citizens, providing them with the practical assistance in solving the problems of voter and social spheres ;
- increase of the level of justice and law culture of the population .

To achieve these goals in the course of "hot line" activity in the elections in the Russian Federation, its organizers , in cooperation with the regional public chambers (councils) and other non-governmental organizations , in coordination with the CEC of Russia and election commissions of the Russian Federation had developed a uniform methodology for obtaining, recording and processing of citizens appeals, validating of received information, as well as a mechanism to respond to the signals of violations and complaints of citizens.

Experienced experts in the field of electoral law and electoral technologies, experts of the Public Chamber and Coordination Board on social issues, experts from the Ministry of Health and social development and the Ministry of regional development

were attracted to improve the efficiency of legal and expert advisory practice of the points of "hot line". At the Central point students of MSLA under the name of O.E. Kutafin and in the regions – representatives of youth, women, trade unions and other non-governmental organizations, students (future lawyers) of the leading universities of the country and journalists worked as operators.

Selecting non-governmental organizations, on the basis of which regional points of "hot line" were organized, first of all it was taken into account their political impartiality and equidistance from candidates, political parties and government, the lack of control on the part of commercial structures, authority, and lack of claims to organizations by the law governmental and tax authorities.

Constructive engagement of Russian and regional public organizations, Public Chamber of the Russian Federation and public chambers (councils) of the regions with the Russian Central Election Commission and election commissions of the subjects of the Russian Federation, bodies of state power and local self-government in the work of public "hot line" provided citizens with the opportunity to get answers on their appeals related to elections and have the real impact on compliance of legislative norms and protect their voter rights, solve important problems of the life-support.

Information on the "hot line" operation. The Internet, various social platforms, "round tables", and other public events, printed and electronic mass media in Moscow and regions were actively used to inform voters about the opening of public "hot line". Information support to "hot line" was provided by the federal and regional TV channels, print media, news agencies, websites and portals of members and partners of the Coordinating Council. Information about the contacts and operation procedure was placed on the web-site of the Public Chamber of the Russian Federation and the Russian Central Election Commission, public chambers (councils) and the election commissions of the subjects of the Russian Federation, numerous public organizations and youth movements. Thus, 42 public organizations, comprising it, placed information about the opening and operation of "hot line" on web-sites in accordance with the decision of the Coordinating Council for the protection of the electoral rights of citizens.

In preparation for the deployment of the public "hot line" at the expense of state support, allocated

ЦЕНТРАЛЬНЫЙ ПУНКТ «ГОРЯЧЕЙ ЛИНИИ»

МОСКВА
звонок бесплатный **8 (800) 505-4721**

**ОБЩЕСТВЕННАЯ «ГОРЯЧАЯ ЛИНИЯ»
СВЯЗИ С ИЗБИРАТЕЛЯМИ**

ВЫБОРЫ ПРЕЗИДЕНТА РОССИЙСКОЙ ФЕДЕРАЦИИ

4 МАРТА 2012 года

e-mail: hotline@rfsv.ru
skype: hotlineRFSV

Уважаемые избиратели! По указанным контактам Вы можете получить информацию о проходящих выборах, а также сообщить о замеченных нарушениях:

6 февраля – 7 марта 10⁰⁰ – 18⁰⁰ по рабочим дням
3 – 5 марта круглосуточно

Общественная палата Российской Федерации

Институт Социально-политических Исследований РАН

Российский фонд свободных выборов

Координационный Совет по защите избирательных прав граждан

ЦЕНТРАЛЬНЫЙ ПУНКТ «ГОРЯЧЕЙ ЛИНИИ»

МОСКВА
звонок бесплатный **8 (800) 505-4721**

**ОБЩЕСТВЕННАЯ «ГОРЯЧАЯ ЛИНИЯ»
СВЯЗИ С ИЗБИРАТЕЛЯМИ**

ВЫБОРЫ ПРЕЗИДЕНТА РОССИЙСКОЙ ФЕДЕРАЦИИ

4 МАРТА 2012 года

e-mail: hotline@rfsv.ru
skype: hotlineRFSV

Уважаемые избиратели! По указанным контактам Вы можете получить информацию о проходящих выборах, а также сообщить о замеченных нарушениях:

6 февраля – 7 марта 10⁰⁰ – 18⁰⁰ по рабочим дням
3 – 5 марта круглосуточно

Общественная палата Российской Федерации

Институт Социально-политических Исследований РАН

Российский фонд свободных выборов

Координационный Совет по защите избирательных прав граждан

*Information leaflets of the central and one of the regional points of public
“hot line” communication with voters*

to the Fund as a grant in accordance with the decree of the President of the Russian Federation on March 2, 2011 No 127- p, more than 100 thousand of leaflet copies with contact information and working hours of the Central and regional points of public "hot line" were released.

In accordance with the agreement reached between RFSV and the CEC of Russia necessary circulation (by the number of polling stations in the region) of information leaflets was sent to all 83 subjects of the Russian Federation for their further placement at polling stations. A week before voting day information leaflets were handed over to precinct election commissions and placed directly in front of the entrance to polling stations.

A significant number of information leaflets were sent to headquarters of political parties and candidates participating in the elections, as well as public organizations for their further spread among its members and other citizens.

Network of public "hot line." 62 (75 %) subjects of the Russian Federation opened 63 regional points of "hot line" (2 in the Kemerovo region), and from February 6, 2012 its Central point was opened in the building of the CEC of Russia that on the voting day on March 4, 2012 functioned as part of the Information Centre of the CEC of Russia "Elections 2012" (Appendix 6 to Chapter 19).

The expanded network of "hot line" provided spatial coverage throughout the country and abroad with the help of the federal multi-free phone number 8-800-505-4721, phones of regional points, mobile, fax, email, Skip telephony. Besides, the Fund deployed remote mobile unit of the Central point of public "hotline" in the International Information center, operating in the building of Chamber of Commerce and Industry of the Russian Federation on March 2-5, 2012.

Geographically the activity of the "hot line" of RFSV covered 12 republics, 7 territories, 40 regions, 1 autonomous region, two autonomous districts and the city of Moscow with a Central point.

Despite all efforts, organization of the points of "hot line" in 21 subjects of the Russian Federation – the Republic of Bashkortostan, the Republic of Dagestan, the Republic of Kalmykia, the Republic of Mordovia, the Republic of Tyva, Chuvash Republic, the Republic of Sakha (Yakutia), Kabardino-Balkaria, Karachaevo-Cherkessia, Kamchatka and Khabarovsk Krai, Vologda, Kaluga, Leningrad, Penza, Sverdlovsk, Tomsk regions, the cities of Moscow and

St. Petersburg, Nenets and Khanty-Mansi autonomous districts was failed. While most of these regions already had experience of "hot line" operation acquired during the single voting days from October 2008 to December 2011, organizers on sites in 2012 could not overcome a variety of "obstacles" arisen on the way of public and blocked the idea of deploying a regional point of public "hot line" in the course of election campaigns on March 4.

The entire period of public "hot line" operation (CPHL) from February 6 to March 7, 2012 the Central point had 3-4 duty operators (on the "day of silence" and on the voting day – 6) and 4 experts (on the "day of silence" and on the voting day – 9) to work. CPHL operation involved at different times deputies of the State Duma, Federal Assembly of the Russian Federation, the Russian Central Executive Committee members, members of the Public Chamber of the Russian Federation, representatives of various social organizations, comprising the Coordinating Council for the protection of electoral rights of citizens. Every day the Central point of "hot line" conducted online video conferencing with the public in the regions and on sites.

Work with citizens appeals. Operators of public "hot line" fixed the appeals of citizens as electronic sheet forms of appeals accounting specifically designed for the federal election campaign using soft-ware "SPO-Hotline 3." Consultants gave explanations, carried out information voter support, oriented them regarding the election legislation, procedures of voting, and if necessary consulted them by phone or interactively through Skype video conferencing. The experts evaluated each call for the presence of signs of legislation violation or infringe of the rights of election participants. In case of need each of the messages giving signal of an abuse or a complaint, was sent by experts immediately to the election commission, bodies of state power and local self-government, headquarters of political parties and candidates, law enforcement agencies for checking received information and response on it in case of the confirmation.

The use of a common methodology of work with appeals on all points of "hot line" allowed not only to eliminate the identified violations and deficiencies, but also to achieve significant progress in the prevention of conflicts. Especially effective for the solution of various problems on Election Day and during the vote counting at the polling stations

was a combination of public "hot line" technology with the broad-based use of web cameras installed in the premises of precinct election commissions. According to the agreement reached with the Ministry of Communications operators of plasma panels installed in the building of the Central Election Commission of Russia and passed images from the polling stations in real – time, at the request of CPHL specialists monitored "picture" of any polling station with installed webcam. Such efficiency in checking of the arriving to "hot line" signals from citizens had greatly contributed to the prevention of violations of election legislation and provided, on the one hand, the implementation of the electoral rights of citizens, and on the other, the protection of members of precinct election commissions from provocation, slander and unfounded claims.

Therefore, the infrastructure of federal public "hot line" enabled to ensure efficiency and reliability of information flows, obtaining a large amount of information from a wide range of different country regions, timely response to voter appeals, and the real interaction of civil society with the election officials, active participants of elections, law enforcement authorities, demonstrated also interactively the possibilities of public "hot line" technology in the implementation of public control on elections and protection of the rights and freedoms of citizens.

Information received from citizens and generalized on the regional points of "hot line ", from February 6 daily, and on March 4 – four times a day was directed to Moscow to the Central point of "hotline" where it was analyzed, generalized as relevant information express summaries, statistics, digests, and was necessarily brought to the election officials and the general public.

Over the entire period of the public "hot line" operation only the Central point prepared 8 express digests, 25 express reports and 25 express-statistics (including 4 on the voting day and 1 during vote counting at polling stations). The next day after voting day the Information Centre of the CEC of Russia presented express report on the preliminary results of the public "hot line" communication with voters to the general public, foreign visitors and journalists.

Number of appeals. Since the beginning of "hot line" operation from January 23 to March 7, 2012 all channels received 9124 voter appeals from 82 subjects of the Russian Federation. Of the total

number of appeals, received by "hot line", the greatest amount was obtained from regions:

a) with the operating point of "hot line": Moscow (CPHL) (1,185, 13 %), Moscow (672, 7.4 %), Volgograd (514, 5.6 %), Samara (348, 3.8 %) regions and the Republic of Tatarstan (415, 4.5 %);

b) without point of "hot line": St. Petersburg (240, 2.6 %), Leningrad region (51, 0.6 %), the Republic of Bashkortostan (29; 0.3 %).

Least of all appeals were received from regions:

a) with the operating point of "hot line": Novgorod region and Chukotka Autonomous region (5, 0.05 %), Altai and Komi Republic (11, 0.1 %), the Republic of Adygea, Udmurt Republic and Tula region (18, 0.2 %) Magadan (19, 0.2 %);

b) without point of "hot line": the Republic of Tuva and Nenets Autonomous District (1 each), the Republic of Kalmykia (2), Kabardino-Balkaria and Karachay-Cherkessia (3), and Kamchatka (4).

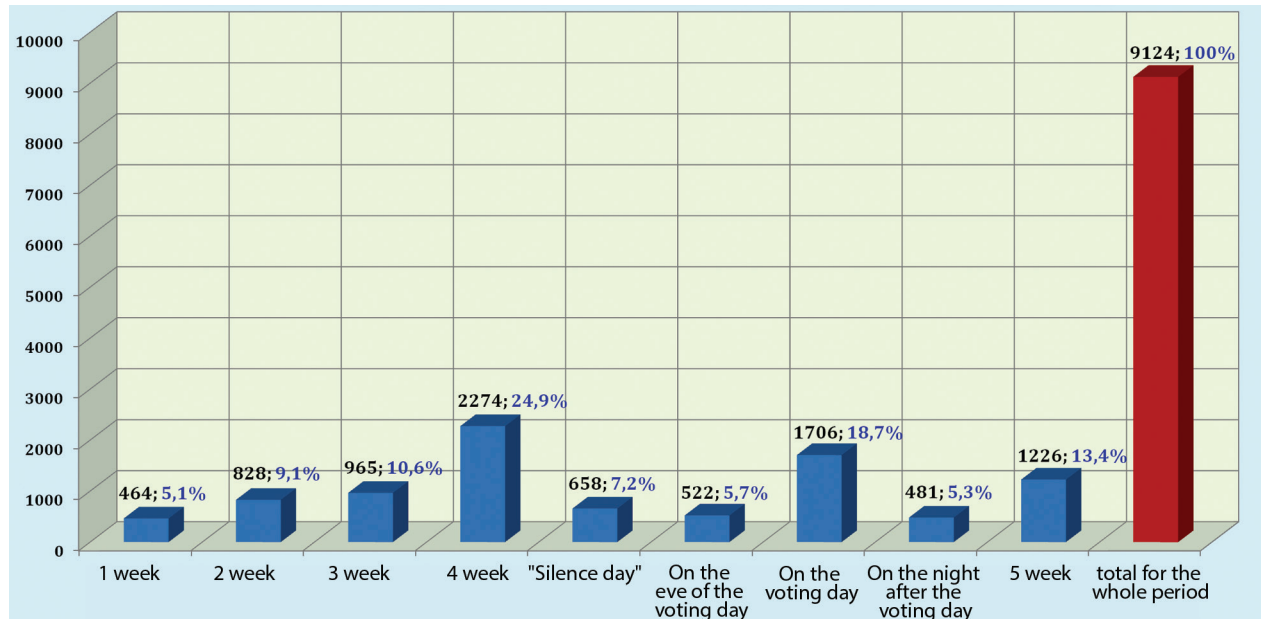
Since the beginning of "hot line" operation, during the official opening of its points in the regions of Central Russia and Moscow, there was a significant increase in the number of citizens' appeals, which was primarily due to the increase in their awareness of its operation and the extensive information coverage in federal and regional media. Specific moment, characteristic to that federal election campaign, was that the interest of citizens in appeals from their receipt had been focused on the election topic, and social issues presented a small proportion. In the field of elections the main focus gradually shifted from the nature of the information requests (for information, advice and explanation) to the problematic, containing signals and complaints on possible violations of the election legislation and infringement of voter rights, rights of observers and media representatives.

Dynamics of appeals to public "hot line." 9124 appeals were received: before "day of silence" – 4531 (49.7 %) appeals , on the eve of election day (on the "day of silence") – 658 (7.2 %), on the night before the vote – 522 (5.7 %), on the voting day – 1706 (18.7 %), during vote counting at polling stations – 481 (5.3 %) after the voting – 1226 (13.4 %) (Picture 19.1).

Traditionally , as in previous periods of "hot line" operation, the flow of citizens appeals had increased on approaching the election day and significantly increased on the eve of election day, that is on the "day of silence" and on the voting day (Table 19.1) during the election campaign in the

Pic. 19.1

Dynamics of citizens appeals to public "hot line" of RFSV during the election campaign in the elections of the President of the Russian Federation on March 4, 2012



election of the President of the Russian Federation on March 4, 2012.

For example, if during the entire preceding period, before the "day of silence" average 226 appeals were received, so on the eve of a vote the number of appeals increased by almost 3 times to 658, and on the Election Day increased almost 10 times and totaled 2,228. This indicated the activity

of voters and their trust for public «hot line» in dealing with law and order in the elections, the growing interest in the elections and increases the tension of the situation on approaching the Election Day and during the vote.

Structure of voter appeals. The existing methods of recording and analysis of appeals received by

Table 19.1

Dynamics of changes in the average daily number of appeals to the public "hot line" during the election campaigns in the elections of deputies of the State Duma of the sixth convocation on December 4, 2011 and the President of the Russian Federation on March 4, 2012

Period of public "hot line" operation	Total / Appeals daily	
	2011	2012
1 st week	1415 / 283	464 / 93
2 nd week	1094 / 219	828 / 166
3 rd week	1322 / 264	965 / 241
4 th week	2305 / 461	2274 / 455
"Silence day"	535 / 535	658 / 658
On the eve of the voting day	241 / 241	522 / 522
On the voting day	1100 / 1100	1706 / 1706
On the night after the voting day	305 / 305	481 / 481
5 th week	185 / 37	1226 / 306
Total for the period	8502 / 314 (27)	9124 / 380 (24)

Table 19.2

Comparative analysis of appeals to the public "hot line" during the election campaign in the elections of deputies of the State Duma of the sixth convocation of December 4, 2011 and the President of the Russian Federation on March 4, 2012

Character (subjects) of appeals	Number of appeals (%)	
	2011	2012
Voter questions	5136 (60,4)	5174 (56,7)
Organization of electoral process	436 (5,1)	480 (5,3)
Election campaign (illegal)	215 (2,5)	127 (1,4)
Voter lists	234 (2,8)	379 (4,2)
Absentee ballots	378 (4,4)	938 (10,3)
Voting with technical means	4 (0,0)	113 (1,2)
Organization of voting	78 (0,9)	306 (3,4)
Infringing technologies	86 (1,0)	132 (1,4)
Rights of citizens including those with disabilities	70 (0,8)	127 (1,4)
Rights of observes and journalists	11 (0,1)	38 (0,4)
Action (inaction) of election commissions	68 (0,8)	137 (1,5)
Administrative resource	39 (0,5)	46 (0,5)
Law enforcement in the elections	8 (0,1)	10 (0,1)
Issues of social character	1609 (18,9)	813 (8,9)
Improvement of legislation	45 (0,5)	33 (0,4)
Other issues	85 (1,0)	271 (3,0)
Total	8502 (100)	9124 (100)

the public "hot line" allowed classifying the character (subjects) of the containing information, areas and categories.

In comparison with appeals received during the period of "hot line" operation in the elections of deputies of the State Duma of the sixth convocation in December 2011, appeals received during the election campaign in the elections of the President of the Russian Federation on March 4, 2012 were characterized the following way (Table 19.2).

A) Classification of appeals by character (subjects) of containing information. Citizens appeals to "hot line" in March 2012 were characterized by the following indicators: information and consultation character – 5174 (56.7 %), organization of electoral process – 480 (5.3 %), election campaigns – 127 (1.4 %), voter lists – 379 (4.2 %), absentee ballots – 938 (10.3 %), voting with the use of technical equipment – 113 (1.2 %), infringing technologies – 132 (1.4 %), compliance with the electoral rights of citizens, including those with disabilities – 127 (1.4 %), the rights of observers and journalists – 38 (0.4 %), action (inaction) of election commissions – 137

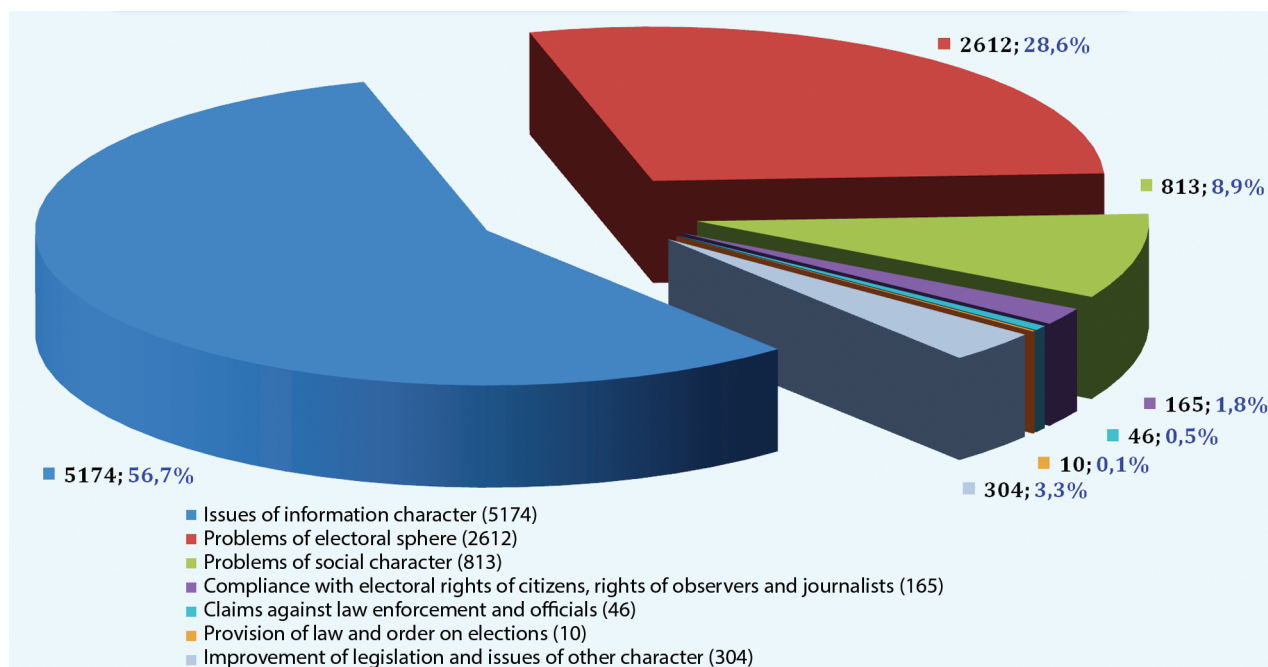
(1.5 %), administrative resource – 46 (0.5 %), law enforcement in the election – 10 (0.1 %), social problems – 813 (8.9 %), legislative initiatives – 33 (0.4 %), appeals of another character – 271 (3.0 %).

B) Classification of appeals by sphere. A more detailed analysis of appeals by main spheres indicated the presence of a number of problems in the electoral field – 2612 (28.6 %), voters' intentions to solve existing social problems of everyday life, using election environment – 813 (8.9 %), biased attitude of the citizens to their voting rights, rights of observers and journalists – 165 (1.8 %). As in previous elections, they appealed with questions and for explanation of the election legislation , some election procedures – 5174 (56.7 %), expressed various proposals to improve the existing legislation and solving other problems – 304 (3.3 %), sharply reacted to any, even the most minor signs of infringing their rights by the authorities and local self-government – 46 (0.5 %) (Picture 19.2).

C) Classification of appeals by category. In accordance with the unified methods used by specialists of public "hot line", all received appeals by

Pic. 19.2

The main spheres of citizens appeals to public "hot line" of RFSV during the election campaign in the elections of the President of the Russian Federation on March 4, 2012



the degree of information importance were divided into four categories: 1) signals – information on possible violations of the election legislation, the infringement of the legitimate citizens' rights (including social services), violation of law and order in the elections, 2) liability claims – complaints and demands to the organizers and active participants (candidates, political parties nominated candidates), representatives of state and local governments (including in the social sphere), law enforcement agencies 3) *questions and requests* – appeals for explanation of legislation and advice on the various procedures of the electoral process 4) deals – initiatives for election, legal and other issues.

According to the categories citizens appeals to "hot line" during election administration in March 2012, were characterized by the following indicators: appeals for clarification and consultation (voters' questions) – 5769 (63.2 %), claims against participants of the election campaign, authorities, including in the social sphere – 2301 (25.3 %), signals of possible violations of election legislation and infringement of citizens' rights – 836 (9.2 %), initiatives and proposals of citizens, including those in the social sphere – 218 (2.4 %) (Picture 19.3).

Tension index of last election campaign could be calculated based on submitted data on Picture 19.3, obtained on the basis of quantitative analysis

of the total information contained in appeals received by the public "hot line" in election administration in March 2012.

Tension index of the elections (election campaigns) (TI) is the ratio of the signals on the possible violations of the election legislation and complaints received from the voters, and the total number of appeals, received by "hot line". It was calculated by formula:

$$TI = \frac{V_{O-H} + V_{O-P}}{V}$$

where TI – tension index (ratio) of election campaign;

V_{O-H} – the number of appeals, containing signals about possible violations of the election legislation;

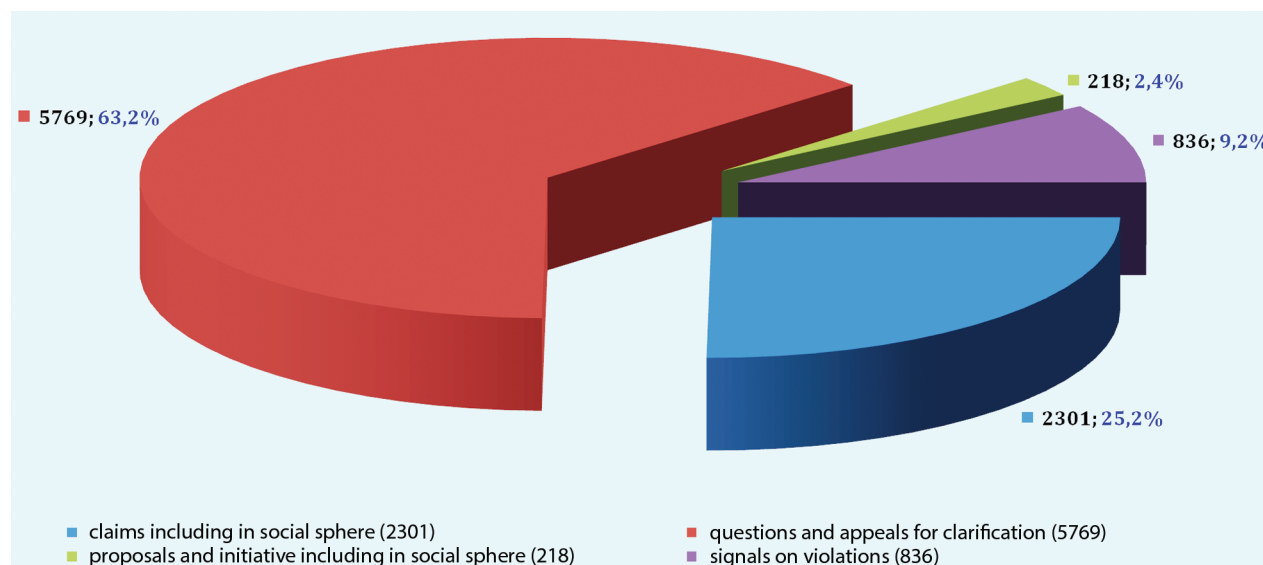
V_{O-P} – the number of appeals, containing voter claims, including those in social sphere;

V – total number of appeals, received by the public "hot line" during the period of its operation (during the election campaign).

The value of this index could be ranged from zero (absolute absence of signals on violations and claims) to one, when each received appeal con-

Pic. 19.3

**Categories of citizens appeals to the public "hot line" of RFSV during the election campaign
in the elections of the President of the Russian Federation on March 4, 2012**



tained the signal of a possible violation or claim. This indicator can be used for comparison between the different regions during a single electoral period (sectioning method) and for dynamic assessment of its actual value in the same region or generally equal during the various election campaigns (method of Longitude).

In general, based on the data of all appeals, received by points of public "hot line" communication with voters of RFSV, tension index of elections in the Russian Federation on March 4, 2012, amounted to 0,344, which was not-much higher than the index of elections in December 2011 (0,324).

Responding to citizens.

In the period of "hot line" operation duty operators, consultants and executives of the points took swift actions to respond on appeals of citizens, especially for the protection of their voting rights.

Over the entire period of "hot line" operation from January 23 to March 7, 2012 appeals, received from citizens, were responded the following way: explanations (consultations) given in 6589 cases (68.6 %), information directed to election commissions – 2067 (21.5 %), the bodies of executive power – 535 (5.6 %), the bodies of representative and legislative power – 29 (0.3 %), the headquarters of political parties and candidates, participating in the elections – 62 (0.6 %), Public chambers (councils) informed in 110 cases (1.1 %), police informed – 106 (1.1 %), transferred to the media – 33 (0.3 %),

referred for action to the Central point of "hot line" – 74 (0.8 %) (Picture 19.4).

The volume of all expert work of "hot line" to assist citizens, appealed for clarification and help using "hot line" in the election of the President in 2012, compared with the work in the course of the election campaign in the election of deputies of the State Duma of the sixth convocation in 2011, was presented in Table 19.3.

The main activity of "hot line" specialists remained information and consultative work. For example, 68.6 percent of appeals contained questions of information and reference character concerning contact information, working hours and functioning of election commissions, on the order of alignment of the voter lists, making necessary clarifications, getting absentee ballots and so on.

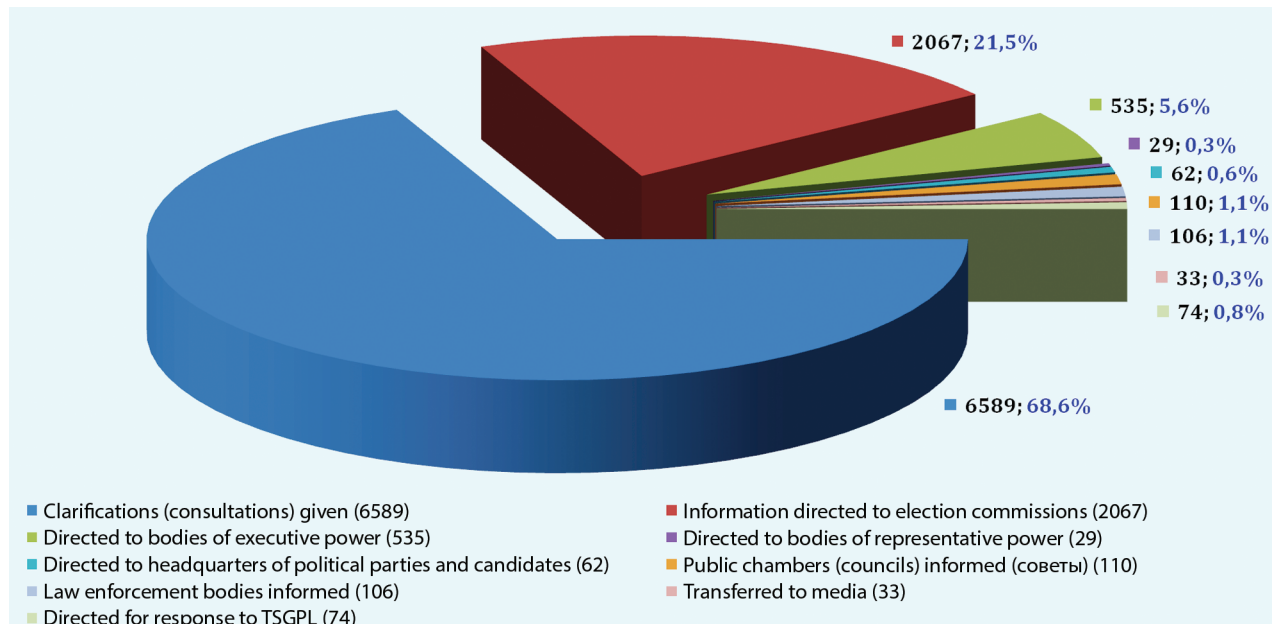
Specialists of public "hot line" used a proven effective technology of written appeal to different institutions in the form of express information to verify the information received from citizens, and take measures for elimination and denial of violations of election legislation. Receiving such formal appeal, election commissions, law enforcement agencies, government, municipal and other authorities, public organizations checked the information contained in appeals, took remedial measures to eliminate violations, if there were any, and reported the results to the organizers of the public "hot line."

The Central point of "hot line" carried out all work on verification of citizen appeals on possible

Pic. 19.4

Response measures taken by the public "hot line" of RFSV on appeals made by citizens during the election campaign in the elections of the President of the Russian Federation on March 4, 2012

(9124 received appeals, 9606 response measures were taken)



violations at the elections, elimination of identified deficiencies and violations of the election legislation in close collaboration with members of the

Russian Central Election Commission and its staff, members of Public Chamber of the Russian Federation. In regions such work was conducted in

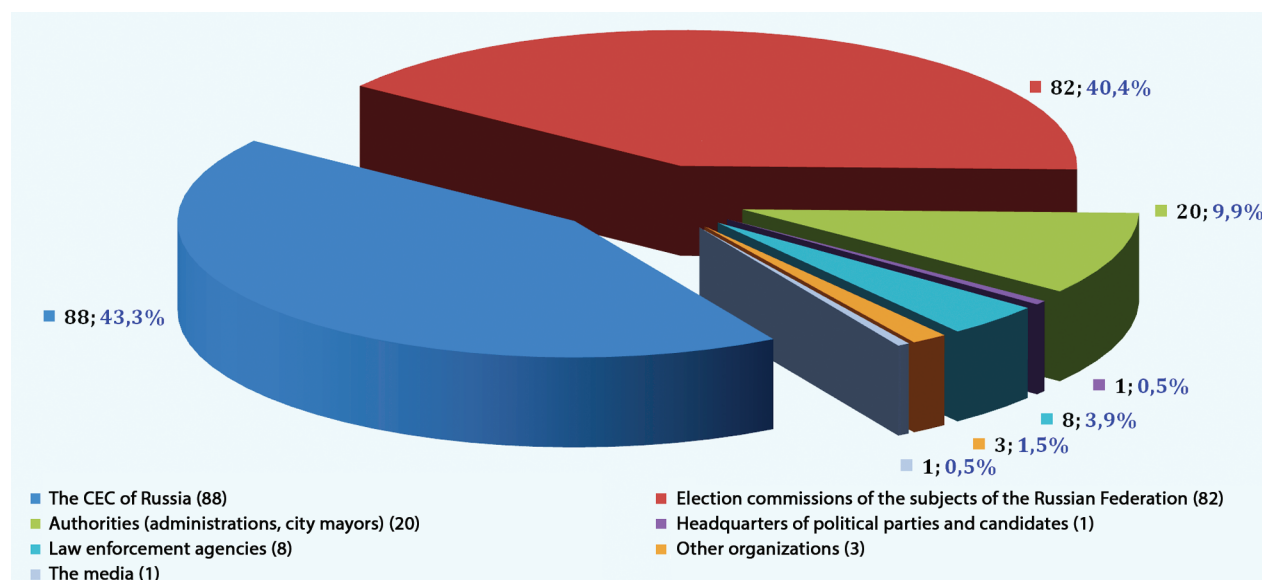
Table 19.3

Characteristics of measures taken to respond to citizens appeals to the public "hot line" during election campaigns in the elections of Deputies of the State Duma of the sixth convocation on December 4, 2011 and the President of the Russian Federation on March 4, 2012

Respond measures	Number of appeals (%)	
	2011	2012
Clarifications (consultations) given	5920 (65,1)	6589 (68,6)
Directed to election commissions	1757 (19,3)	2067 (21,5)
Directed to bodies of executive power	913 (10)	535 (5,6)
Directed to bodies of legislative power	42 (0,5)	29 (0,3)
Public chamber (council) informed	101 (1,1)	110 (1,1)
Law enforcement bodies informed	113 (1,2)	106 (1,1)
Directed to headquarters of parties and candida	91 (1)	62 (0,6)
Transferred to the media	27 (0,3)	33 (0,3)
Directed to CPHL for response	128 (1,4)	74 (0,8)
Total	9052 (100)	9605 (100)

Pic. 19.5

Number of express- information directed by CPHL to various institutions on signals of possible violations during the election campaign in the elections of the President of the Russian Federation on March 4, 2012



collaboration with the relevant units of election commissions of the subjects of the Russian Federation, territorial election commissions and members of the regional public chambers (councils). This allowed to take timely and effective measures to solve the problems and warnings on violations of electoral rights of citizens, reducing the number of offenses at the elections.

Only the Central point of "hot line" directed 203 express information on appeals containing signals on possible violations of election legislation and infringement of the citizens' rights and requiring immediate response: to the CEC of Russia – 88 (43,3 %), election commissions of the subjects of the Russian Federation – 82 (40.4 %), the bodies of executive power – 19 (9.4 %), the law enforcement agencies – 8 (3.9 %), the bodies of legislative power – 1 (0.5 %), the headquarters of the political parties – 1 (0.5 %), to the media – 1 (0.5 %), and other organizations – 3 (1.5 %) (Picture 19.5).

Express information contained messages of possible violations of electoral rights of citizens, cases of using illegal technologies, social issues, on solving of which voters counted with the help of "hot line". Unfortunately, despite the constructive position of experts of "hot line", their intentions to provide effective assistance to all the participants of electoral process, not always "hot line" relevant

managers reacted appropriately to express-information.

Numerous questions, comments, opinions and estimates of voters and other participants of electoral process were received and compiled in the course of public "hot line" operation. On this basis, an analysis of the practical activities of all subjects of the election campaign, including the organization of voting, vote counting and establishment of returns, compliance with the Russian election legislation, provision of citizens' rights, and many other aspects were developed.

On the basis of this analysis, as well as validation of incoming information and evaluation of response effectiveness by the signals of possible violations of legislation in the elections of the President of the Russian Federation in 2012 the campaign could be characterized as one of the best organized and carried out professionally in accordance with the norms of the current legislation of the Russian Federation and requirements of international democratic standards. The analyzed presidential elections differed from previous federal election campaigns by a significant increase in electoral and political activity of Russian citizens, determined by following of certain federal elections after the other. In particular, this reason characterized the heightened attention of all categories of

participants in the federal election campaign of 2012 to the issues of careful observance of legislation in the implementation of the constitutional right to elect and be elected. In addition, the increase in voter turnout was determined by the growth of civic consciousness, increased public expectations, related to the prospects of socio-political and economic development of the country, the need for further development of democratic institutions in Russia, with guarantees of stability of political situation and the increased role and authority of Russia at the international arena.

Presidential elections in 2012 reaffirmed the significant potential of civil society in the implementation of public control over the compliance with the requirements of election legislation by all participants of the electoral process. Achieved level of interaction of various public organizations in the Russian Federation, including in the framework of the Coordinating Council for the protection of electoral rights of citizens, brought together the efforts of numerous enthusiastic volunteers, working in the field of election legislation and procedure on the effectiveness of public observation of the voting, public activity on the protection of citizens voting rights. It is important to note a significant role of many members of the Public chamber of the Russian Federation, public chambers (councils) in the subjects of the Russian Federation in achieving this result.

Public "hot line" communication with voters once again in the elections of the President of the Russian Federation on March 4, 2012 served as an effective mechanism for public monitoring to ensure that all election participants, especially voters, would take an active and substantive part in its realization. Timely messages from voters about possible violations by various participants of the electoral process of election legislation, including on the voting day, topical issues in connection with participation in the elections, the work of operators, consultants and all public "hot line" staff with the electorate not only helped in solving of specific problems, improvement the quality of electoral process in general, but also made a significant contribution to the realization of citizens voting rights.

Public "hot line" communication with voters received reports of some shortcomings in the organization of electoral process, violations of election campaign rules, in the preparation of voter lists, facts of infringement of voter rights, but because of

the limited scale of these violations, they could not influence the voting and elections. On this basis, the elections of the President of the Russian Federation on March 4, 2012 could be considered as carried out in full compliance with the Russian legislation on elections and international electoral standards.

The activities of the expanded public RFSV "hot line" had once again demonstrated the real potential of civil society to monitor the compliance with the requirements of the election legislation during the election campaign. Experience in organization of public monitoring gained in the elections of the President of the Russian Federation in 2012, was another step in the development of civil society institutions in Russia.

Long-term practice of public "hot line" operation in the elections at the federal and regional levels had shown that its work significantly promoted mechanisms to prevent and suppress violations of election legislation and electoral procedures, enhanced public confidence in the institution of elections as a tool of formation of effective government, getting further interaction of government institutions and civil society.

According to its potential, this social technology, built on the basis of public involvement in monitoring the elections, had a real prospect of becoming an essential tool to ensure voting rights, a means of uniting the efforts of civil society in protection of the voter interests.

Total in the realization of RFSV Program "on Organization of observation (control and monitoring) of the elections in the Russian Federation on the basis of public "hot line" communication with voters" its points functioned at different times in 78 regions of Russia, operators and experts received more than 83 thousand citizens appeals. The analysis of the amount of a reference allowed to formulate valid conclusions about the high degree of compliance of the country's large-scale election campaigns with the Russian legislation on elections and international electoral standards based on the opinions of citizens.

19.4. Work of "hot line" of the CEC of Russia

From February 20 to March 6, 2012 the CEC of Russia organized "hot line" operation in two shifts, by four lines of multi-free telephone number. The work of "hot line" was provided by employees

of the Legal Department, the Office of public service and staff, the Office of the organizational and documentation support, the Office of Public Relations and Information Office of the Central Election Commission of Russia.

All employees gave qualified answers and explanations to the questions coming to the Office of the CEC of Russia.

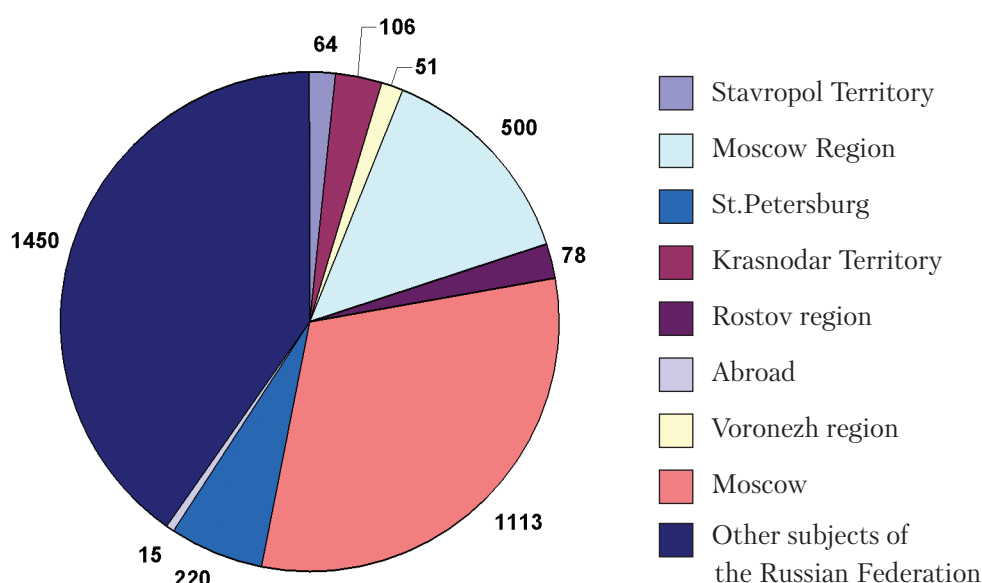
During the entire period "hot line" received 3597 telephone calls (for comparison: in the same

period during the election campaign in the elections of the President of the Russian Federation in 2008, 1832 appeals were received).

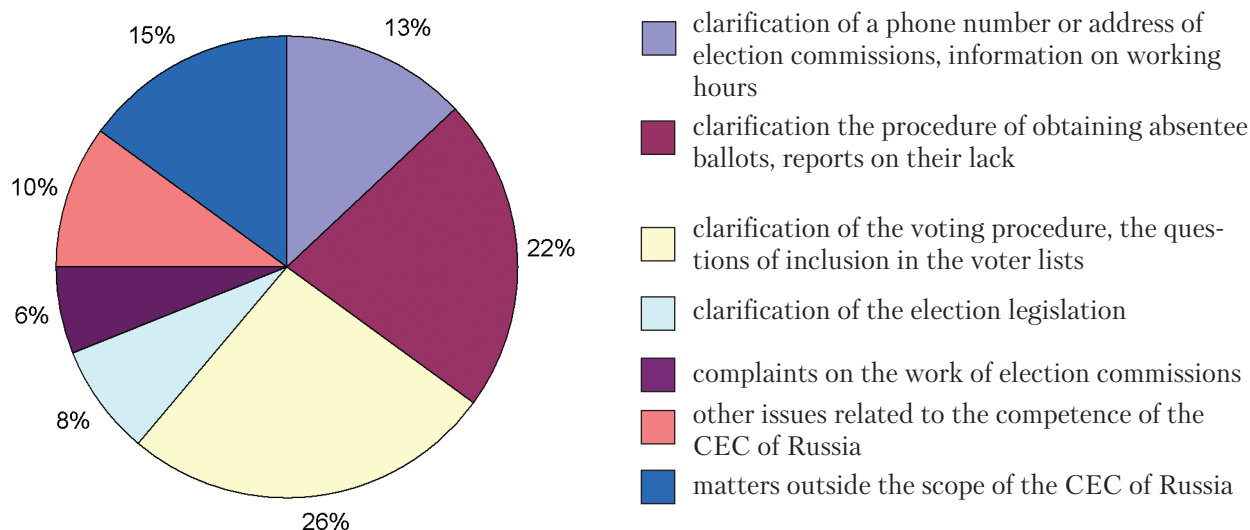
Appeals were received from all regions of the Russian Federation, as well as from abroad. The majority of appeals were received from Moscow – 1113, from the Moscow region – 500 and from St. Petersburg – 220.

26.08 % of the cases were received on the issues of including in the voter lists.

Information on the number of telephone calls of citizens received by the "hot line" of the CEC of Russia from February 20 to March 6, 2012 from the subjects of the Russian Federation



Statistic data on the results of processing the register of telephone calls of citizens received by the "hot line" of the CEC of Russia from February 20 to March 6, 2012



22.35 % of the cases asked to explain how to obtain absentee ballots or complained about their lack in precinct commissions.

12.98 % of citizens were interested in phone numbers, postal and electronic addresses of district and territorial election commissions, election commissions of the subjects of the Russian Federation and the Central Election Commission of the Russian Federation.

Requests for clarification of certain provisions of the election legislation were kept in 8.17 % of the appeals.

5.81 % of applied citizens complained about the work of the election commissions at various levels (PEC, TEC, ECSPE, CEC).

2.53 % of appeals showed interest in phone numbers of staffs (reception) of candidates for the post of the President of the Russian Federation, political parties.

2.09 % of the population reported information, which, in their opinion, testified for the use of administrative resource by the heads of the organizations.

1.89 % of the callers were interested in information on the voting day.

1.42 % of the requests contained questions on the organization of election commissions' activity at different levels, or had proposals on improvements of its work.

1.31 % of calls announced criticism of the several candidates to the post of the President of the Russian Federation.

Criticism of the media was reflected in 0.31 of the requests.

14.71 % callers appealed on matters not related to the activities of election commissions. Most of these issues were related to problems of housing, pensions, service. All callers were given advice to contact the appropriate structures for the solution of these issues.

Information about the work of "hot line" of the CEC of Russia was daily generalized and regularly provided on the official website of the CEC of Russia. Information on appeals, containing complaints or constructive suggestions on the organization of the system of election commissions, were passed to the heads of structural divisions of the Central Election Commission of Russia, responsible for solving of these issues.

All staff of the Central Election Commission of Russia, providing the work of "hot line" of the CEC of Russia, executed their duties creatively, informally, showed correctness in telephone conversations with citizens, tried to understand the problem and do their best to find decision. Where necessary, they promptly contacted the election commissions of the subjects of the Russian Federation and structural subdivisions of the CEC of Russia, passed the content of citizens' appeals for resolution of the problem situation.

**Information on the number of observers
who were present at the polling stations on the election of the President of the Russian Federation,
March 4, 2012**

# item	Subject of the Russian Federation	Number of observers to polling stations									
		from candidates					from political parties				
		Zhirinovskiy V.V.	Zyuganov G.A.	Mironov S.M.	Prokhorov M.D.	Putin V.V.	"UNITED RUSSIA"	CPRF	LDPR	FAIR RUSSIA	Total
1	Adygei Republic	110	168	109	88	206	56	75	31	29	872
2	Altai Republic	2		1	12	194		164	23		396
3	Bashkortostan Republic	17	506	197	448	2063	2609	1419	81	230	7570
4	Buriat Republic	31	220	10	44	503	636	505	4	33	1986
5	Daghestan Republic	21	198	48	8	395	1266	935	126	261	3258
6	Ingush Republic		129	129		130	130	129	125	129	901
7	Kabardino-Balkarian Republic			5	1	6	573	447	6	45	1083
8	Kalmyk Republic	4	86	21	193	333	109	89	4	24	863
9	Karachaevo-Cherkess Republic	228	189	229	187	171	195	201	196	195	1791
10	Karelian Republic	131	201	27	57	197		16	7		636
11	Komi Republic	23	9	2	34	308	84	473	21	56	1010
12	Mari El Republic	8	305	35	10	852	468	468	45	8	2199
13	Mordovian Republic	326	213	278	64	723	933	258	227	112	3134
14	Yakutian (Sakha) Republic	5	97	9	24	740	423	319	16	76	1709
15	North Ossetian Republic – Alania	85	107	70	5	201	487	405	230	270	1860
16	Tatarstan Republic	282	494	237	471	2461	2441	1153	662	661	8862
17	Tuva Republic	1	3	1		60	297	62	21	1	446
18	Udmurt Republic	1	68	2	52	696	582	557	13	18	1989
19	Khakass Republic	42	92	14		143	216	148	63	53	771
20	Chechen Republic					454		420	436	447	1757
21	Chuvash Republic	2	86	41	70	626	1518	659	234	493	3729
22	Altai Territory	5	140	19	62	1085	265	1079	71	186	2912
23	Zabaykalsky Territory	8	47	2	16	376	130	379	61	37	1056
24	Kamchatka Territory		10	5	22	91	29	60	1		218
25	Krasnodar Territory	297	1180	523	270	2101	1733	1679	307	405	8495

# item	Subject of the Russian Federation	Number of observers to polling stations									
		from candidates					from political parties				
		Zhirinovskiy V.V.	Zyuganov G.A.	Mironov S.M.	Prokhorov M.D.	Putin V.V.	"UNITED RUSSIA"	CPRF	LDPR	FAIR RUSSIA	Total
26	Krasnoyarsk Territory	147	958	42	104	1534	420	534	176	87	4002
27	Perm Territory	32	482	50	93	4	381	445	24	6	1517
28	Primorski Territory	32	206	10	45	337	228	551	56	71	1536
29	Stavropol Territory	65	132	397	123	481	1078	1059	164	135	3634
30	Khabarovsk Territory	31	98	28	44	491	129	345	57	21	1244
31	Amur Region	8	174		23	224	242	85	17	15	788
32	Arkhangelsk Region	8	66	111	72	744	44	428	1	73	1547
33	Astrakhan Region	33	71	112	34	369	277	348	96	98	1438
34	Belgorod Region	45	741	827	66	872	177	284	29	91	3132
35	Bryansk Region	70	315	167	29	791	196	549	87	300	2504
36	Vladimir Region	1	98	2	89	474	598	697	14	31	2004
37	Volgograd Region	16	335	36	298	890	415	1208	142	586	3926
38	Vologda Region	72	103	13	13	802	804	414	39	50	2310
39	Voronezh Region	102	277	59	226	1035	1217	748	76	165	3905
40	Ivanovo Region	4	49	236	32	588	300	547	40	34	1830
41	Irkutsk Region	14	394	19	131	686	215	456	24	30	1969
42	Kaliningrad Region	38	168	3	62	412	412	92	25	26	1238
43	Kaluga Region	5	47	4	9	463	493	440	55	35	1551
44	Kemerovo Region	83	138	35	189	1331	1624	411	79	88	3978
45	Kirov Region	24	72	48	6	178	743	1025	89	283	2468
46	Kostroma Region	4	52	344	25	155	611	630	5	192	2018
47	Kurgan Region	2	34	5	42	1001	142	603	5	14	1848
48	Kursk Region	115	49	4	112	919	1114	637	33	83	3066
49	Leningrad Region	20	228	72	95	504	1156	596	231	791	3693
50	Lipetsk Region	22	267	2	333	944	109	570	16	14	2277
51	Magadan Region	9	20		2	73	19	44	27	77	271
52	Moscow Region	863	1979	784	1252	3019	2253	1694	525	775	13144
53	Murmansk Region	7	50	8	31	223	174	314	2	5	814
54	Nizhni Novgorod Region	24	2210	70	106	1518	674	2820	192	394	8008
55	Novgorod Region	2	45	2	12	503	93	38	18	10	723

# item	Subject of the Russian Federation	Number of observers to polling stations									
		from candidates					from political parties				
		Zhirinovskiy V.V.	Zyuganov G.A.	Mironov S.M.	Prokhorov M.D.	Putin V.V.	"UNITED RUSSIA"	CPRF	LDPR	FAIR RUSSIA	Total
56	Novosibirsk Region	15	488	57	158	1844	1637	988	14	37	5238
57	Omsk Region	7	425	16	75	1295	575	587	11	16	3007
58	Orenburg Region	106	214	137	163	1085	189	818	283	122	3117
59	Orel Region	65	157	7	125	428	132	455	21	4	1394
60	Penza Region	3	281	85	92	886	915	499	59	58	2878
61	Pskov Region	20	356	27	50	376	582	560	107	252	2330
62	Rostov Region	204	2188	356	163	1859	2080	1078	503	837	9268
63	Ryazan Region	27	257	34	52	894	846	421	240	256	3027
64	Samara Region	226	397	195	337	1162	908	704	152	181	4262
65	Saratov Region	100	440	82	131	1234	1317	829	202	268	4603
66	Sakhalin Region	6	51	2	2	164	252	212	31	34	752
67	Sverdlovsk Region	8	295	5	365	1153	1821	470	126	389	4632
68	Smolensk Region	92	36	3	22	257	556	599	20	38	1623
69	Tambov Region	8	271	3	334	546	724	577	470	515	3448
70	Tver Region	59	453	9	100	360	136	78	67	16	1278
71	Tomsk Region	7	48	8	59	652	39	534	108	37	1492
72	Tula Region		835			1135		812	10	1135	3927
73	Tyumen Region	145	629	60	173	722	78	231	53	63	2154
74	Ulyanovsk Region	72	449	50	57	827	211	385	11	15	2077
75	Chelyabinsk Region	47	652	334	396	1421	508	230	177	414	4179
76	Yaroslavl Region	5	63		77	587	174	653	14	110	1683
77	Moscow City	75	1218	116	1800	1433	391	1848	388	230	7499
78	Saint-Petersburg City	309	392	456	966	1096	1081	811	1018	925	7054
79	Jewish Autonomous Region		78			122	29	34		1	264
80	Nenets Autonomous area		2			23		21			46
81	Khanty-Mansi Autonomous area – Yugra	27	207	344	54	489	297	72	56	17	1563
82	Chukot Autonomous area		3			41	17	13	16		90
83	Yamal-Nenetski Autonomous area		2		1	158	144	83	37	60	485
	Total	5160	25293	7890	11586	58929	47157	45313	9549	14379	225256

Appendix 2 to the Chapter 19

**Information on the number of members of Election commissions
with a consultative vote, nominated candidates for election of
the President of the Russian Federation, March 4, 2012**

# item	Subject of the Russian Federation	Number of members of Election commissions with a consultative vote, nominated candidates					
		Zhirinovskiy V.V.	Zyuganov G.A.	Mironov S.M.	Prokhorov M.D.	Putin V.V.	Total
1	Adygei Republic	1	122	37	5	81	246
2	Altai Republic	1	36			23	60
3	Bashkortostan Republic	33	858	190	414	2523	4018
4	Buriat Republic	4	355	19	22	125	525
5	Daghestan Republic	94	455	118	8	552	1227
6	Ingush Republic		128	129		130	387
7	Kabardino-Balkarian Republic			4			4
8	Kalmyk Republic	7	113	18	215	210	563
9	Karachaevo-Cherkess Republic	242	216	218	183	152	1011
10	Karelian Republic	13	5		80	277	375
11	Komi Republic		35	9	89	6	139
12	Mari El Republic	9	432	11		402	854
13	Mordovian Republic	122	73	12	3	613	823
14	Yakutian (Sakha) Republic	7	105	40	22	454	628
15	North Ossetian Republic – Alania	157	220	158	5	296	836
16	Tatarstan Republic	457	1190	619	532	2143	4941
17	Tyva Republic	19	10	4	1	118	152
18	Udmurt Republic	3	284	6	201	1006	1500
19	Khakass Republic	8	35	5		54	102
20	Chechen Republic					454	454
21	Chuvash Republic	14	533	41		1165	1753
22	Altai Territory	5	332	8	122	56	523
23	Zabaykalsky Territory	5	11	2	55	65	138
24	Kamchatka Territory	1	2	1	1	13	18
25	Krasnodar Territory	260	1416	494	245	2065	4480
26	Krasnoyarsk Territory	35	682	61	180	1041	1999
27	Perm Territory	5	28	84	326	20	463
28	Primorski Territory	75	479	46	43	115	758
29	Stavropol Territory	69	495	119	91	177	951
30	Khabarovsk Territory	16	55	10	56	25	162
31	Amur Region	4	14	1		25	44
32	Arkhangelsk Region	1	1	17	70	77	166
33	Astrakhan Region	59	56	139	79	68	401
34	Belgorod Region	6	546	394	106	1124	2176
35	Bryansk Region	67	645	719	77	895	2403
36	Vladimir Region	4	486	21	40	20	571
37	Volgograd Region	12	416	58	1173	494	2153
38	Vologda Region	3	47	42	19	811	922
39	Voronezh Region	91	736	117	235	1052	2231
40	Ivanovo Region	4	418	168	24	589	1203
41	Irkutsk Region	5	353	24	160	556	1098

# item	Subject of the Russian Federation	Number of members of Election commissions with a consultative vote, nominated candidates					
		Zhirinovskiy V.V.	Zyuganov G.A.	Mironov S.M.	Prokhorov M.D.	Putin V.V.	Total
42	Kaliningrad Region	3	211	5	162	85	466
43	Kaluga Region	6	114	9	2	558	689
44	Kemerovo Region	18	133		47	1082	1280
45	Kirov Region	107	333	73	71	71	655
46	Kostroma Region	2	91	8	65	414	580
47	Kurgan Region		10	3	36	6	55
48	Kursk Region	23	27	33	10	1072	1165
49	Leningrad Region	11	215	142	186	123	677
50	Lipetsk Region	13	75		49	740	877
51	Magadan Region	3	22	4	1	85	115
52	Moscow Region	592	2300	762	910	2499	7063
53	Murmansk Region	6	5	16	104	260	391
54	Nizhni Novgorod Region	12	1706	170	114	160	2162
55	Novgorod Region	4	239	21	44	53	361
56	Novosibirsk Region	31	665	47	66	1132	1941
57	Omsk Region	7	143	5	138	651	944
58	Orenburg Region	46	197	492	56	351	1142
59	Orel Region	4	513	8	11	582	1118
60	Penza Region	25	316	11	23	862	1237
61	Pskov Region	8	37	12	36	28	121
62	Rostov Region	259	1640	723	210	2084	4916
63	Ryazan Region	64	398	151	20	239	872
64	Samara Region	230	668	275	327	1328	2828
65	Saratov Region	188	510	176	159	617	1650
66	Sakhalin Region	4	83	13		11	111
67	Sverdlovsk Region	47	45	40	201	1480	1813
68	Smolensk Region	4	415	4	125	24	572
69	Tambov Region	61	431	2	439	133	1066
70	Tver Region	8	271	20	76	1156	1531
71	Tomsk Region	3	10	1	144	6	164
72	Tula Region		968	437		1135	2540
73	Tyumen Region	20	110	8	98	400	636
74	Ulyanovsk Region	9	257	17	63	36	382
75	Chelyabinsk Region	25	195	1211	268	950	2649
76	Yaroslavl Region	2	41	4	152	748	947
77	Moscow City	92	1245	167	1110	143	2757
78	Saint-Petersburg City	683	757	1018	852	1292	4602
79	Jewish Autonomous Region		50			21	71
80	Nenets Autonomous area		3				3
81	Khanty-Mansi Autonomous area – Yugra	82	14	30	50	9	185
82	Chukot Autonomous area		5				5
83	Yamalo-Nenetski Autonomous area	10	22	8	3	31	74
Total		4630	27913	10289	11310	42729	96871

Appendix 3 to the Chapter 19

**A. List of international organizations that have been
accredited as foreign (international) observers in the election of
the President of the Russian Federation, March 4, 2012**

# item	International organizations	Number of observers	At the invitation of
1	Office for Democratic Institutions and Human Rights (ODIHR)	53+166 219	CEC of Russia
2	Executive Committee of the CIS	20+211 231	President of the Russian Federation
	IPA CIS	17+27 44	
3	Shanghai Cooperation Organization (SCO)	19	President of the Russian Federation
4	OSCE Parliamentary Assembly (OSCE PA)	9	State Duma
5	Parliamentary Assembly of the Council of Europe (PACE)	36	State Duma
6	Organization of American States	2	CEC of Russia
7	Secretariat of the Association of European Election Officials (ACEEEO)	1	CEC of Russia
Total		561	

**B. List of central electoral authorities of foreign countries,
who participated in the the observation of election of the President of
the Russian Federation, March 4, 2012**

# item	Central electoral authorities	Number of invited of observers	At the invitation of
1	CEC of Azerbaijan	2	CEC of Russia
2	CEC of Armenia	2	CEC of Russia
3	CEC of Belarus	2	CEC of Russia
4	CEC of Bosnia and Herzegovina	2	CEC of Russia
5	CEC of Hungary	2	CEC of Russia
6	CEC of Venezuela	3	CEC of Russia
7	CEC of India	3	CEC of Russia
8	CEC of Indonesia	5	CEC of Russia
9	CEC of Iraq	2	CEC of Russia
10	CEC of Kazakhstan	2	CEC of Russia
11	CEC of Kyrgyzstan	2	CEC of Russia
12	CEC of Congo	8	CEC of Russia
13	CEC of Lithuania	2	CEC of Russia
14	CEC of Mexico	1	CEC of Russia
15	Electoral Tribunal of Mexico	3	CEC of Russia
16	CEC of Moldavia	2	CEC of Russia
17	CEC of Mongolia	2	CEC of Russia
18	CEC of Tajikistan	2	CEC of Russia
19	CEC of Turkmenistan	2	CEC of Russia
20	CEC of Uzbekistan	2	CEC of Russia
21	CEC of Ukraine	4	CEC of Russia
22	CEC of South Korea	4	CEC of Russia
23	CEC of Japan	6	CEC of Russia
Total accredited foreign (international) observers		65	

Appendix 4 to the Chapter 19

**Countries represented in the foreign (international) observers in the election of the
President of the Russian Federation, March 4, 2012**
(according to the CEC of Russia to issue accreditation cards)

# item	Country	OSCE ODIHR	OSCE PA	PACE	Diplomatic corps	CIS Executive Committee	IPA CIS	SCO	OAS	ACEEEO	CEC	Experts	Total
1	Austria	3+4		1								4	12
2	Armenia	4+11		2		5	1+2				2		27
3	Azerbaijan			1		5	5+4				2		17
4	Belarus	3			1	21+50	2+4				2		83
5	Belgium	5										3	8
6	Bulgaria	2										2	4
7	Bosnia and Herzegovina										2	1	3
8	Venezuela				1						3		4
9	United Kingdom	3+11		1								2	17
10	Hungary	4		1						1	2	1	9
11	Greece	2											2
12	Denmark	2+4		1									7
13	India										3		3
14	Indonesia				1						5		6
15	Iraq				1						2		3
16	Ireland	1+4	1									1	7
17	Iceland	1											1
18	Spain	1+7		1								2	11
19	Italy	1+5	2	4								3	15
20	Kazakhstan	2+3				131	9	6			2	2	155
21	Canada	5											5
22	Cyprus											1	1
23	Kyrgyzstan						5+1	3			2		11
24	China							7					7
25	Korea										4		4
26	Congo				1						8		9
27	Latvia											2	2
28	Lithuania	2+3		1							2	2	10
29	Luxembourg	3											3
30	Macedonia	1+											1
31	Mexico										4		4
32	Mongolia				1						2		3
33	Moldova						1+2				2		5
34	Netherlands	4+11	1	1									17
35	Norway	2+3		1									6
36	Poland	3+9		1								4	17
37	Romania	3		2									5
38	Serbia			1								6	7
39	Slovakia	1										1	2
40	Slovenia	3											3
41	USA	4+12	2									6	24
42	Tajikistan					2	1+2				2		7

# item	Country	OSCE ODIHR	OSCE PA	PACE	Diplomatic corps	CIS Executive Committee	IPA CIS	SCO	OAS	ACEEEO	CEC	Experts	Total
43	Turkmenistan										2		2
44	Turkey	7		2									9
45	Uzbekistan				1	2		3			2		8
46	Ukraine	1+1		1		14	5				4		26
47	Finland	2+3		1								2	8
48	France	2+11		4								7	24
49	Germany	5+12	1	1								1	20
50	Croatia		2									1	3
51	Czech Republic	2+7		2								2	13
52	Chile								2				2
53	Switzerland	3+4		1									8
54	Sweden	4+2		2									19
55	Estonia	1		2									3
56	Japan				1						2		3
Total		52+167 219	9 9	36 36	8 8	21+210 231	15+29 44	19 19	2 2	1 1	60 60	56 56	685 685

Note. Number before the "+" means the amount of long-term observers, the number following the "+" is the number of short-term observers. If the sign "+" is missing, the country had only short-term observers.

*Appendix 5 to the Chapter 19***Distribution of subjects of the Russian Federation of foreign (international) observers for the election of the President of the Russian Federation, March 4, 2012**

Subject of the Russian Federation	Mission of foreign (international) observers, number of observers
1. Moscow City	OSCE: 12 (headquarters) + 20 PACE – 20 CIS 5 (headquarters) + 48 IPA CIS - 12 (Tajikistan, Kazakhstan) Experts – 10 (United Kingdom, Vatican, Hungary, Italy, Lithuania, Czech Republic, Slovakia) Total: 127
2. Moscow Region	OSCE: 4 + 20 PACE – 20 CIS – 60 Experts – 10 (United Kingdom, Vatican, Hungary, Italy, Lithuania, Czech Republic, Slovakia) Total: 114
3. Saint-Petersburg City	OSCE: 2 + 10 PACE – 2 IPA CIS: 5 + 3 CIS: 1 + 5 (Azerbaijan, Kazakhstan, Belarus) Experts - 4 (Lithuania, France) Total: 32
4. Leningrad Region	OSCE: 2 + 10 IPA CIS: 5 + 6 CIS: 1 + 5 (Azerbaijan, Kazakhstan, Belarus) Experts - 4 (Lithuania, France) Total: 33
5. Kaliningrad Region	OSCE: 2 + 6 CIS: 1 + 2 (Belarus) Experts - 2 (Belgium) Total: 13
6. Tver Region	OSCE: 2 + 4 PACE – 2 CIS – 1 (Belarus) Experts – 2 (Belgium, France) Total: 11
7. Novgorod Region	IPA CIS: 4 + (Belarus, Moldova) CIS – 3 (Belarus) Total: 7
8. Pskov Region	IPA CIS: 4 + (Belarus, Moldova) Total: 7
9. Voronezh Region	OSCE: 2 + 2 CIS – 1 (Kazakhstan) Experts – 2 (Bulgaria) Total: 7
10. Lipetsk Region	OSCE: 2 + 4 Experts – 3 (Austria) Total: 9
11. Astrakhan Region	OSCE: 2 + 6 CIS – 14 Expert – 1 (Belgium) Total: 23

Subject of the Russian Federation	Mission of foreign (international) observers, number of observers
12. Bryansk Region	CIS – 5 (Belarus) IPA CIS – 1 (Belarus) Total: 6
13. Stavropol Territory	IPA CIS: 6 + Total: 6
14. Rostov Region	OSCE: 2 + 8 CIS: 1+ 3 (Belarus, Armenia) Expert – 1 (Germany) Total: 15
15. Krasnodar Territory	OSCE: 2 + 8; + 2 (Sochi)) IPA CIS: 6 + (Azerbaijan) CIS – 4 (Kazakhstan, Belarus) Experts – 4 (USA) Total: 26
16. Adygei Republic	OSCE: 2 + 8 Experts – 4 (USA) Total: 14
17. Nizhni Novgorod Region	OSCE: 2 + 6 CIS: 1 + 2 (Belarus) Total: 11
18. Mordovian Republic	OSCE: 2 + 2 Experts – 2 (Spain) Total: 6
19. Saratov Region	OSCE: 2 + 4 CIS – 6 (Kazakhstan) Expert – 1 (Cyprus) Total: 13
20. Penza Region	OSCE: 2 + 4 Experts – 2 (Spain) Total: 8
21. Tambov Region	OSCE: 2 + 2 Experts – 3 (Austria) Total: 7
22. Volgograd Region	CIS– 1 (Kazakhstan) Total: 1
23. Samara Region	OSCE: 2 + 6 CIS – 6 (Kazakhstan) Experts – 2 (Poland, Austria) Total: 16
24. Tula Region	OSCE: 2 + CIS – 8 (Belarus) PACE – 2 Experts – 3 (Poland) Total: 15
25. Kaluga Region	OSCE: 2 + PACE – 2 Experts – 3 (Finland, Croatia) Total: 7
26. Yaroslavl Region	PACE – 2 CIS– 2 (Belarus) Total: 4
27. Kurgan Region	IPA CIS – 1 (Kazakhstan) CIS – 8 (Kazakhstan) Total: 9

Subject of the Russian Federation	Миссия иностранных (международных) наблюдателей, количество наблюдателей
28. Smolensk Region	CIS: 1 + 10 (Belarus) IPA CIS – 1 (Belarus) Total: 12
29. Tatarstan Republic	OSCE: 2 + 6 CIS: 1 + 4 (Belarus + Kazakhstan, Ukraine), Experts - 1 (Ireland) Total: 14
30. Bashkortostan Republic	OSCE: 2 + 8 CIS: 1 + 5 (Belarus, Kazakhstan), Expert – 1 (Germany) Total: 17
31. Sverdlovsk Region	PACE – 2 CIS: 1 + 2 (Belarus, Kazakhstan) Total: 5
32. Tomsk Region	OSCE: 2 + 8 Expert – 1 (Latvia) Total: 11
33. Omsk Region	IPA CIS – 1 (Kazakhstan) CIS – 25 (Kazakhstan) Total: 26
34. Orenburg Region	OSCE: 2 + 8 CIS – 15 (Kazakhstan) IPA CIS - 2 (Kazakhstan) Expert – 1 (France) Total: 28
35. Novosibirsk Region	OSCE: 2 + 6 CIS: 1 + 9 (Belarus + Kazakhstan) Expert - 1 (Bosnia and Herzegovina) Total: 19
36. Kemerovo Region	OSCE: 2 + Expert – 1 (Latvia) Total: 3
37. Altai Territory	OSCE: 2 + 2 CIS – 9 (Kazakhstan) Expert – 1 (Bosnia and Herzegovina) Total: 14
38. Tyumen Region	CIS– 4 (Kazakhstan) Total: 4
39. Chelyabinsk Region	OSCE: 2 + 6 CIS – 11 (Kazakhstan) Expert – 1 (USA) Total: 20
40. Krasnoyarsk Territory	OSCE: 2 + 6 CIS: 1 + (Belarus) Total: 9
41. Irkutsk Region	OSCE: 2 + 8 PACE – 2 Expert – 1 (Latvia) Total: 13
42. Jewish Autonomous Region	OSCE: 2 + Expert – 1 (France) Total: 3

Subject of the Russian Federation	Миссия иностранных (международных) наблюдателей, количество наблюдателей
43. Khabarovsk Territory	OSCE: 2 + 6 CIS: 1 + Expert – 1 (France) Total: 10
44. Ulyanovsk Region	OSCE: 2 Total: 2
45. Karelian Republic	IPA CIS – 4 (Azerbaijan) Total: 4
46. Vladimir Region	PACE – 2 Total: 2
47. Ryazan Region	PACE – 2 Total: 2
48. Udmurt Republic	CIS – 1 (Kazakhstan) Total: 1
49. Kamchatka Territory	PACE – 1 Total: 1

Note. 1. Number before the "+" means the amount of long-term observers, number following the "+" is number of short-term observers. If the "+" sign is missing, then these regions were only short-term observers.

2. Observers from the IPA CIS also carried out surveillance at polling stations outside of the Russian Federation:

- the Russian Embassy in Baku – 5 observers from Azerbaijan;
- the Russian Embassy in Minsk – 1 observers from Belarus;
- the Russian Embassy in Kiev – 2 observers from Ukraine;
- the Russian Embassy in Bishkek – 8 observers from Kyrgyzstan;
- the Russian Embassy in Dushanbe – 2 observers from Tajikistan.

Appendix 6 to the Chapter 19

**A list of items of public "hot line" communications with the electorate,
which operated during the election campaign for the President of
the Russian Federation, March 4, 2012**

# item	Place point, basic data	Contact of point
1	The central point (Moscow); time: mos.; code: (495)	8-800-505-47-21; 623-46-28; e-mail: hotline@rfsv.ru; Skype: hotlinersfv
2	Adygei Republic (Maikop); time: mos.; code: (877-2)	57-19-10; e-mail: pglra@yandex.ru
3	Altai Republic (Gorno-Altaysk); time: mos. + 3; code: (388-22)	22-78-44; e-mail: RAjon-hotline@mail.ru
4	Buriat Republic (Ulan-Ude); time: mos. + 5; code: (301-2)	29-78-91; 46-78-64; e-mail: ulan-ude03@yandex.ru
5	Ingush Republic (Magas); time: mos.; code: (873-4)	55-14-76; 55-17-27; oopri-06@yandex.ru
6	Karelian Republic (Petrozavodsk); time: mos.; code: (814-2)	747-56-65; 59-33-72; e-mail: Shabanov17@mail.ru
7	Komi Republic (Syktyvkar); time: mos.; code: (821-2)	21-49-91; 21-61-94; e-mail: idop@rkomi.ru
8	Mari El Republic (Yoshkar-Ola); time: mos.; code: (836-2)	56-56-03; 42-40-10; e-mail: celcom@gov.mari.ru
9	North Ossetian Republic – Alania (Vladikavkaz); time: mos.; code: (867-2)	44-58-02; 54-38-15
10	Tatarstan Republic (Kazan); time: mos.; code: (843)	292-56-42; 292-84-33; e-mail: tathotline@rambler.ru
11	Udmurt Republic (Izhevsk); time: mos. + 1; code: (341-2)	90-12-12; 90-12-13; e-mail: udmurtia-vibori2011@mail.ru
12	Khakass Republic (Abakan); time: mos. + 4; code: (390-2)	22-07-76; e-mail: oprh-19.rus@mail.ru
13	Chechen Republic (Grozniy); time: mos.; code: (871-2)	8(928)787-00-57; 22-50-34; e-mail: roza-xl@yandex.ru
14	Altai Territory (Barnaul); time: mos. + 3; code: (385-2)	63-45-99; e-mail: altai22-hotline2011@mail.ru
15	Zabaykalsky Territory (Chita); time: mos. + 6; code: (302-2)	36-25-47; 36-28-83; e-mail: natalya_kvkn@mail.ru
16	Krasnodar Territory (Krasnodar); time: mos.; code: (861-2)	215-97-90; 236-37-08; e-mail: hotlain23@mail.ru
17	Krasnoyarsk Territory (Krasnoyarsk); time: mos. + 4; code: (391-2)	85-09-74; 21-29-87; e-mail: krsk-hotline2011@mail.ru
18	Perm Territory (Perm); time: mos. + 2; code: (342)	237-60-45; e-mail: perm-hotline2011@ag.permkrai.ru
19	Primorski Territory (Vladivostok); time: mos. + 7; code: (423-2)	259-02-11; 220-52-55; e-mail: venec@mail.primorye.ru
20	Stavropol Territory (Stavropol); time: mos.; code: (865-2)	48-69-86; 35-15-06; e-mail: Stavropol-hotline2012@mail.ru
21	Amur Region (Blagoveshchensk); time: mos. + 6.; code: (416-2)	77-38-37; amurhotline@yandex.ru
22	Arkhangelsk Region (Arkhangelsk); time: mos.; code: (818-2)	23-70-30; e-mail: arhopora@mail.ru

# item	Местонахождение пункта, основные данные	Контакты пункта
23	Astrakhan Region (Astrakhan); time: mos.; code: (851-2)	24-56-21; 51-12-88; e-mail: palatao@mail.ru
24	Belgorod Region (Belgorod); time: mos.; code: (472-2)	23-57-46; e-mail: opbo1@yandex.ru
25	Bryansk Region (Bryansk); time: mos.; code: (483-2)	64-22-19; e-mail: opbo@bryanskobl.ru
26	Vladimir Region (Vladimir); time: mos.; code: (492-2)	53-86-76; 53-39-93; e-mail: vladhotline@yandex.ru
27	Volgograd Region (Volgograd); time: mos.; code: (844-2)	93-18-26; e-mail: volgograd-hotline@mail.ru
28	Voronezh Region (Voronezh); time: mos.; code: (473-2)	55-60-87; e-mail: opvo36@yandex.ru
29	Ivanovo Region (Ivanovo); time: mos.; code: (493-2)	50-02-08; 90-15-37; e-mail: ivanovo-hotline2011@mail.ru
30	Irkutsk Region (Irkutsk); time: mos. + 5; code: (395-2)	20-53-04; e-mail: Irkutsk-hotline2011@mail.ru
31	Kaliningrad Region (Kaliningrad); time: mos. – 1; code: (401-2)	95-39-30; e-mail: aopko@mail.ru
32	Кемеровская область (Кемерово); time: mos. + 4; code: (384-2)	36-37-65; e-mail: Kemerovo-hotline2011@mail.ru
33	Kemerovo Region (Kemerovo); time: mos. + 4; code: (384-3)	46-03-33; e-mail: vitovt59@mail.ru
34	Kirov Region (Kirov); time: mos.; code: (833-2)	38-13-39; e-mail: Hotline.kirov@gmail.com
35	Kostroma Region (Kostroma); time: mos.; code: (494-2)	37-35-63; e-mail: Apparat44@mail.ru
36	Kurgan Region (Kurgan); time: mos. + 2; code: (352-2)	41-10-30; 41-10-40; e-mail: palatakurgan@yandex.ru
37	Kursk Region (Kursk); time: mos.; code: (471-2)	51-33-37; e-mail: hotline2011@kursksu.ru
38	Lipetsk Region (Lipetsk); time: mos.; code: (474-2)	72-08-66; e-mail: Gr.kontrol@gmail.com
39	Magadan Region (Magadan); time: mos. + 8; code: (413-2)	64-95-84; 65-55-87; e-mail: priem_mounb@mail.ru
40	Moscow Region (Moscow); time: mos.; code: (495)	988-37-24; 988-37-25; e-mail: opmo.mosreg@mail.ru
41	Murmansk Region (Murmansk); time: mos.; code: (815-2)	44-35-79; e-mail: sbknadezhda@yandex.ru
42	Nizhni Novgorod Region (Nizhni Novgorod); time: mos.; code: (831)	707-35-20; e-mail: nn-hotline@mail.ru
43	Novgorod Region (Velikiy Novgorod); time: mos.; code: (816-2)	63-26-13; 63-82-10 (доб.264); e-mail: anatoly_gusev@mail.ru
44	Novosibirsk Region (Novosibirsk); time: mos. + 3; code: (383)	202-08-78; 227-02-57; e-mail: Sevn@nco.ru
45	Omsk Region (Omsk); time: mos. + 3; code: (381-2)	24-80-93; e-mail: omsk-fond-sdv@yandex.ru
46	Orenburg Region (Orenburg); time: mos. + 2; code: (353-2)	78-63-05; 77-80-01; 78-63-32; e-mail: aisp@mail.orb.ru
47	Orel Region (Orel); time: mos.; code: (486-2)	76-02-25; 43-51-63; e-mail: Orel-hotline2011@mail.ru
48	Pskov Region (Pskov); time: mos.; code: (811-2)	73-73-65; e-mail: csdpr@peterstar.ru

# item	Местонахождение пункта, основные данные	Контакты пункта
49	Rostov Region (Rostov-on-Don); time: mos.; code: (863-2)	75-39-47; 98-61-78; 62-70-39; e-mail: chestvybor-don@mail.ru
50	Ryazan Region (Ryazan); time: mos.; code: (491-2)	77-81-04; e-mail: goriachaia.linia@yandex.ru
51	Samara Region (Samara); time: mos. + 1; code: (846)	242-23-99; 242-34-69; e-mail: Samara-hotline2011@mail.ru
52	Saratov Region (Saratov); time: mos.; code: (845-2)	27-50-97; e-mail: Saratov-hotline2011@mail.ru;
53	Sakhalin Region (Yuzhno-Sakhalinsk); time: mos. + 7; code: (424-2)	49-77-96; e-mail: Mish-ys@mail.ru
54	Smolensk Region (Smolensk); time: mos.; code: (481-2)	38-76-62; e-mail: rectorat@smolgu.ru
55	Tambov Region (Tambov); time: mos.; code: (475-2)	72-50-61; e-mail: tambov_hotline2011@mail.ru
56	Tver Region (Tver); time: mos.; code: (482-2)	70-06-57; e-mail: rfsvtver@mail.ru
57	Tula Region (Tula); time: mos.; code: (487-2)	31-19-94; e-mail: NikulinS@rambler.ru
58	Tyumen Region (Tyumen); time: mos. + 2; code: (345-2)	20-17-97; 20-13-83; e-mail: yaroslavovasb@gmail.com
59	Ulyanovsk Region (Ulyanovsk); time: mos.; code: (842-2)	44-10-33; 44-10-31; e-mail: opuo@list.ru
60	Chelyabinsk Region (Chelyabinsk); time: mos. + 2; code: (351)	774-30-70; 774-30-80; e-mail: Chelyabinsk-hotline2011@mail.ru
61	Yaroslavl Region (Yaroslavl); time: mos.; code: (485-2)	30-32-23; 72-41-92; e-mail: yaroslavl.hotline2011@gmail.com
62	Jewish Autonomous Region (Birobidzhan); time: mos. + 7; code: (426-22)	4-76-25; e-mail: eao-hotline2011@mail.ru
63	Chukot Autonomous area (Anadyr); time: mos. + 9; code: (427-22)	6-90-62; 2-04-26; e-mail: Anadyr-hotline2011@chukotka.org
64	Yamalo-Nenetsk Autonomous area (Salekhard); time: mos.; code: (349-22)	8-800-100-28-38, 4-22-39; e-mail: Yamal-region@yr.ytc.ru

Content

Message from the Chairman of the Central Election Commission of Russian Federation V. Churov to the readers	3
Chapter 1. Legal framework of holding the election of the President of the Russian Federation	7
<i>Appendix to the Chapter 1.</i> Statutory and other legal enactments of the Central Election Commission of the Russian Federation on the election of the President of the Russian Federation	9
Chapter 2. Registration (accounting) of voters. Voter lists	16
<i>Appendix 1 to the Chapter 2.</i> The number of voters, referendum participants registered as of January 1 and July 1, 2011, January 1, 2012.....	19
<i>Appendix 2 to the Chapter 2.</i> The number of voters on the voter lists for the election of the President of the Russian Federation in 2004, 2008 and 2012	21
<i>Appendix 3 to the Chapter 2.</i> Change in the number of voters in the period of preparation and election of the President of the Russian Federation, March 4, 2012.....	23
Chapter 3. The federal election constituency and polling stations. The system of election commissions	25
3.1. Data on the qualitative composition of precinct election commissions	25
3.2. Establishment of election commissions of constituents of the Russian Federation, territorial election commissions	26
<i>Appendix to the Chapter 3.</i> Information about the composition polling station commissions for election of the President of the Russian Federation, March 4, 2012.....	29
Chapter 4. Nomination and registration of candidates for the office of the President of the Russian Federation.	33
4.1. Nomination of candidates for the office of the President of the Russian Federation	33
4.1.1. Nomination of candidates for the office of the President of the Russian Federation by political parties	33
4.1.2. Self-nomination of candidates for the office of the President of the Russian Federation	34
4.1.3. Registration of groups of voters, formed to support the self-nomination of candidates for the office of the President of the Russian Federation.....	34
4.2. Receipt and verification of election documents	36
4.2.1. Receipt and verification of candidacy lists	36
4.2.2. Receipt of election documents and verification of data on property and income of candidates for the office of the President of the Russian Federation	38
4.3. Registration of candidates for the office of the President of the Russian Federation.....	39

4.3.1. Registration of candidates, nominated by political parties	39
4.3.2. Registration of candidates, nominated by way of self-nomination	39
4.4. Non-voting members of the Central Election Commission of the Russian Federation, nominated as candidates for the office of the President of the Russian Federation	40
4.5. Authorized representatives of political parties, which nominated candidates for the office of the President of the Russian Federation	41
4.6. Authorized representatives of voter groups, formed to support the self-nomination of candidates for the office of the President of the Russian Federation	41
4.7. Attorneys of candidates for the office of the President of the Russian Federation	41
4.8. Attorneys of political parties, which nominated candidates for the office of the President of the Russian Federation	42
4.9. Authorized representatives for financial matters of candidates for the office of the President of the Russian Federation	42
<i>Appendix 1 to the Chapter 4. The number of signatures collected in the subjects of the Russian Federation in support of the nomination of candidates for the President of the Russian Federation and submitted to the Central Election Commission of Russia</i>	<i>44</i>
<i>Appendix 2 to the chapter 4. General data on the results of the verification of candidacy lists, submitted by candidates for the President of the Russian Federation, with analysis of types of violations.</i>	<i>46</i>
Chapter 5. Candidates for the office of the President of the Russian Federation Data on income and property	48
Chapter 6. The interaction of the Central Election Commission of the Russian Federation with the political parties, candidates for the President of the Russian Federation and public organizations.	58
6.1. Interaction with the political parties' authorized representatives and candidates to the post of the President of the Russian Federation	58
6.2. Interaction with human rights organizations	58
6.3. Interaction with the Public Chamber of the Russian Federation and non-governmental organizations	60
Chapter 7. Outreach	64
7.1. Organizational and methodological providing informational outreach of election commissions of the subjects of The Russian Federation. The use of external informing resources	64
7.2. Outreach activity to young voters	66
7.3. Publishing	68
7.4. The use of media resources	68
7.5. The use of new information technologies	70
7.6. Organization of voters' information to stay outside the territory of the Russian Federation	72

<i>Appendix 1 to the Chapter 7. Sample of drawing outreach materials for the election of the President of the Russian Federation, March 4, 2012.</i>	73
<i>Appendix 2 to the Chapter 7. Production and placement of outreach materials in the election of the President of the Russian Federation in federal districts.</i>	110
Chapter 8. Pre-election campaigning	111
8.1. Election campaigning in mass media	111
8.2. Production and dissemination of printed, audiovisual and other campaign materials	113
8.2.1. Services for the production of printed promotional materials	113
8.2.2. Issue of campaign materials	113
8.2.3. Accounting of presented in Election Commissions campaign materials of political parties	113
8.3. The costs of the pre-election campaign	114
8.4. Monitoring of restrictions compliance during pre-election campaign	115
8.4.1. Acting of Working group under information disputes and other matters of information support of election	115
8.4.2. The activities of election commissions of the subjects of the Russian Federation for control compliance with restrictions during pre-election campaign	115
8.4.3. Oversight of the pre-election campaign in the mass media	116
8.4.4. Monitoring of legislation compliance at issue and distributing campaign materials	117
8.4.5. Control over the legality of the pre-election campaign through campaign public events	118
<i>Appendix 1 to the Chapter 8. The list of nationwide state television and radio broadcasting companies and nationwide state periodicals</i>	119
<i>Appendix 2 to the Chapter 8. Schedule distribution among registered candidates for the President of the Russian Federation, the political parties which nominated registered candidates for the President of the Russian Federation, the free airtime on the channels of national state institutions engaged in television and (or) radio broadcasting</i>	128
<i>Appendix 3 to the Chapter 8. Provision of posting campaign materials on regional channels and radio broadcasting organizations and regional periodicals.</i>	141
<i>Appendix 3.1 to the Chapter 8. Summary information about the amount of free space provided by the registered candidates, political parties which nominated registered candidates during the election campaign for the election of the President of the Russian Federation (all-Russian state media)</i>	143
<i>Appendix 4 to the Chapter 8. Information on the number and circulation election campaign materials produced candidates for the President of the Russian Federation and submitted to the relevant election commission.</i>	145
<i>Appendix 5 to the Chapter 8. Samples of printed and other election campaign materials produced by the candidates for the President of the Russian Federation</i>	160

<i>Appendix 6 to the Chapter 8. Structure of expenses of candidates for election campaigning</i>	173
<i>Appendix 7 to the Chapter 8. Summary information on the cost of paid air time given to registered candidates during the election campaign for the President of the Russian Federation (all-Russian state media)</i>	174
<i>Appendix 8 to the Chapter 8. Summary information on the cost of paid air time given to registered candidates during the election campaign for the President of the Russian Federation (regional state media and municipal media)</i>	175
<i>Appendix 9 to the Chapter 8. Summary information on the cost of paid air time given to registered candidates during the election campaign for the President of the Russian Federation (regional state media and municipal media)</i>	176
<i>Appendix 10 to the Chapter 8. Summary of the cost paid print space provided for registered candidates during the election campaign for the President of the Russian Federation (regional state and municipal media)</i>	179
<i>Appendix 11 to the Chapter 8. Summary of the cost paid print space provided for registered candidates during the election campaign for the President of the Russian Federation (independent media)</i>	180
<i>Appendix 12 to the Chapter 8. Information on funds expended candidates for the President of the Russian Federation for the manufacture of printed election campaign materials and other materials</i>	183
<i>Appendix 13 to the Chapter 8. Results table of meetings of the Working group on information disputes and other questions of elections information support</i>	184
Chapter 9. Election funding	188
9.1. Formation and expenditure of election funds of candidates	188
9.2. Control and audit service of the Election commissions	194
<i>Appendix 1 to the Chapter 9. Information on the receipt and expenditure of election funds of candidates for the President of the Russian Federation</i>	196
<i>Appendix 2 to the Chapter 9. Composition the Control and Audit Service under the CEC of Russia</i>	198
<i>Appendix 3 to the Chapter 9. Composition the Control and Audit Service for the election commissions of subjects of the Russian Federation</i>	199
Chapter 10. Voting	200
10.1. Ballot, special sign (brand)	200
10.2. The absentee ballot	202
10.3. The absentee voting	203
10.4. Early voting	204
10.5. Voting outside the voting premises in the day of voting	204
10.6. Voter turnout	205
10.7. Voting on the polling stations, formed outside the Russian Federation	206
10.8. Processing equipment of rooms for voting	207
<i>Appendix 1 to the Chapter 10. Information on the number of ballots in the election of the President of the Russian Federation in 2012</i>	214

<i>Appendix 2 to the Chapter 10. Information about the movement of absentee ballots in the election of the President of the Russian Federation in 2012.....</i>	216
<i>Appendix 3 to the Chapter 10. Information on voting by absentee ballots in the election of the President of the Russian Federation in 2012</i>	219
<i>Appendix 4 to the Chapter 10. Information about early voting in the election of the President of the Russian Federation in 2012</i>	221
<i>Appendix 5 to the Chapter 10. Information about voting outside the polling station on voting day in the elections of the President of the Russian Federation in 2008 and 2012.....</i>	222
<i>Appendix 6 to the Chapter 10. Comparative data on the voter turnout in the subjects of the Russian Federation on the elections of the President of the Russian Federation in 2008 and 2012.....</i>	224
<i>Appendix 7 to the Chapter 10. Information about the participation of voters in the election of the President of the Russian Federation March 4, 2012 on a reported times.....</i>	226
<i>Appendix 8 to the Chapter 10. The distribution of polling stations outside the territory of the Russian Federation in the election March 4, 2012 (by country).....</i>	228
<i>Appendix 9 to the Chapter 10. Information on voting in the polling stations established outside the territory of the Russian Federation, in the election of the President of the Russian Federation</i>	229
Chapter 11. Ensuring of electoral rights of specific category of citizens	230
11.1. Balloting of service personnel	230
11.2. Balloting of citizens on ships at sea service on the Election Day	231
11.3. Balloting at railway stations and airports	233
11.4. Balloting of disabled citizens of the Russian Federation	233
<i>Appendix 1 to the Chapter 11. Details of the number of Russian citizens who are disabled, who voted in the polling place and outside the polling station in the election of the President of the Russian Federation</i>	236
<i>Appendix 2 to the Chapter 11. Information about the equipment of polling stations to vote of citizens of the Russian Federation who are disabled, in the election of the President of the Russian Federation</i>	238
Chapter 12. Election of the President of the Russian Federation returns	242
12.1. General election returns	242
12.2. Election returns in the constituents of the Russian Federation	242
12.3. Election returns at the polling stations, organized outside the Russian Federation.....	252
<i>Appendix 1 to the Chapter 12. Distribution of votes for candidates for the office of the President of the Russian Federation in the election March 4, 2012, on the subjects of the Russian Federation</i>	253
<i>Appendix 2 to the Chapter 12. Invalid ballots in the election of the President of the Russian Federation, March 4, 2012</i>	255
<i>Appendix 3 to the Chapter 12. Results of voting in the election of the President of the Russian Federation, March 4, 2012 on the Territorial election commissions</i>	267

<i>Appendix 4 to the Chapter 12. The results of the election of the President of the Russian Federation in the 100 largest cities</i>	317
<i>Appendix 5 to the Chapter 12. Distribution of votes cast for candidates for the President of the Russian Federation in foreign countries</i>	320
Chapter 13. Sociological studies and election returns forecasts	324
13.1. Sociological studies	324
13.1.1. Federal and regional sociological studies	324
13.1.2. Thematic variety of sociological studies	325
13.1.3. Pre-election ratings of the candidates	326
13.1.4. Study of citizens' attitude to technical re-equipment of the electoral system of the Russian Federation	326
13.2. Sociological forecasts of election returns	328
13.2.1. Sociological forecasts competition	328
13.3. Exit polls	330
13.4. Post-election opinion poll	330
<i>Appendix to the Chapter 13. Predicting electoral activity and the results of voting</i>	332
Chapter 14. "Vybory" State Automated System of the Russian Federation	345
Chapter 15. Ballot processing complexes and electronic voting complexes use	354
Chapter 16. Use of webcams	357
Chapter 17. «Vybory-2012» CEC of Russia Information center	361
17.1. Work organization of the CEC of Russia Information center «Vybory-2012»	361
17.2. Information operating modes of the CEC of Russia Information center "Vybory-2012" on March 4-5	362
Chapter 18. Complaints to the election commissions. Administrative liability for violations of election laws. Electoral disputes	371
18.1. Complaints submitted to the Central Election Commission of the Russian Federation	371
18.2. Complaints received by the election commissions of the Russian Federation	372
18.3. Complaints of violations of electoral rights and individual opinions of the members of election commissions received by the Central Election Commission of the Russian Federation together with the protocols of election commissions of subjects of the Russian Federation	373
18.4. Administrative liability for violations of election laws	373
18.5. Electoral disputes	374
<i>Appendix 1 to the Chapter 18. Data on admitted to the Central Election Commission of the Russian Federation appeals on alleged violations of the electoral law during the election campaign to President of the Russian Federation, March 4, 2012</i>	375

<i>Appendix 2 to the Chapter 18.</i> Information about appeals received by the election commissions of the subjects of the Russian Federation on alleged violations of the electoral law during the election campaign to President of the Russian Federation, March 4, 2012	378
<i>Appendix 3 to the Chapter 18.</i> Information on complaints of violations of electoral rights, admitted to the Central Election Commission of the Russian Federation with the protocols of the election commissions of the subjects of the Russian Federation on the voting results March 4, 2012	382
<i>Appendix 4 to the Chapter 18.</i> Separate opinions of members of election commissions received by the Central Election Commission of the Russian Federation with the protocols of election commissions of subjects of the Russian Federation on the voting March 4, 2012	384
<i>Appendix 5 to Chapter 18.</i> Information on the number of protocols on administrative offence, rulings regarding the refusal to initiate a case concerning the administrative offence, made by authorized members of election commissions, and the categories of persons prosecuted after considering of administrative protocols	386
<i>Appendix 6 to Chapter 18.</i> Information on the review of civil cases involving the Central Election Commission of the Russian Federation during the preparation and conduct of elections of the President of the Russian Federation, March 4, 2012, by the Supreme Court of the Russian Federation and the Tver district court of Moscow.....	388
<i>Appendix 7 to Chapter 18.</i> Information on electoral disputes before the courts in the Russian Federation during the preparation and conduct of elections of the President of the Russian Federation, as well as after voting (as of March 13, 2012)	391
<i>Appendix 8 to Chapter 18.</i> Information on the complaints submitted to the Central Election Commission of the Russian Federation about alleged violations of election laws during the election campaign for the election of the President of the Russian Federation, March 4, 2012	424
Chapter 19. Public control and monitoring at the election of the President of the Russian Federation	425
19.1. Observers from the candidates, political parties, members of commissions with the casting vote	425
19.2. Foreign (international) observers in the elections of the President of the Russian Federation	425
19.3. The results of public "hot line" communication with voters	434
19.4. Work of "hot line" of the CEC of Russia	445
<i>Appendix 1 to the Chapter 19.</i> Information on the number of observers who were present at the polling stations on the election of the President of the Russian Federation, March 4, 2012	448
<i>Appendix 2 to the Chapter 19.</i> Information on the number of members of Election commissions with a consultative vote, nominated candidates for election of the President of the Russian Federation, March 4, 2012	451

<i>Appendix 3 to the Chapter 19.</i> A. List of international organizations that have been accredited as foreign (international) observers in the election of the President of the Russian Federation, March 4, 2012	453
<i>Appendix 4 to the Chapter 19.</i> Countries represented in the foreign (international) observers in the election of the President of the Russian Federation, March 4, 2012	454
<i>Appendix 5 to the Chapter 19.</i> Distribution of subjects of the Russian Federation of foreign (international) observers for the election of the President of the Russian Federation, March 4, 2012	456
<i>Appendix 6 to the Chapter 19.</i> A list of items of public "hot line" communications with the electorate, which operated during the election campaign for the President of the Russian Federation, March 4, 2012.....	460

**Election of the President of the Russian Federation
2012**

Collection of information and analytical materials

Assistance in the preparation of the collection had:

A.A. Zenkovich, N.D. Melnikova, Yu.N. Pugacheva, D.N. Semenov, A.S.Khromov

The original layout made publishing department
of the Office of Public Relations and Information Office
of the Central Election Commission of the Russian Federation

Translated by individual entrepreneur "Gilinskiy B.I."
under the order of the Central Election Commission
of the Russian Federation

Signed in print 12.12.2013.
Format 60x90/8. Printer's sheet 59,0.
Edition 200 copies Order №