

The Central Election Commission of the Russian Federation

# **ELECTION**

**OF THE DEPUTIES OF THE STATE DUMA  
OF THE FEDERAL ASSEMBLY OF THE  
RUSSIAN FEDERATION OF THE SIXTH  
CONVOCATION**

**2011**

Collection of informational and analytical materials

MOSCOW  
2013

Under the general editorship  
of the Chairman of the Central Election Commission  
of the Russian Federation V.E. Churov,  
the Secretary of the Central Election Commission  
of the Russian Federation N.E. Konkin

JOINT AUTHORS

*Aleshina O.G. (ch.9), Amelin V.E. (ch.8, 12), Artamoshkin M.N. (ch. 5, 6, 7, 9, 10),  
Baltrushevitch Yu.V. (ch. 2, 3, 5, 10), Bashkankova L.I. (ch. 9), Belyakov O.B. (ch. 7), Bogdanov I.V. (ch. 6, 14),  
Bondarenko I.F. (ch. 12), Bocharnikova T.I. (ch. 12), Brovchenko V.N. (ch. 3), Bukhanova T.N. (ch. 7),  
Vavilov S.V. (ch. 3, 4, 7, 9, 13, 14), Vasiliev S.V. (ch. 3), Volkov V.P. (ch. 6, 14), Volkova M.A. (ch. 4, 14),  
Volodina T.Yu. (ch. 9), Voronin D.Yu. (ch. 13), Voronova T.G. (ch. 4, 5, 6, 9, 10, 13, 14), Galanina V.V. (ch. 7, 8),  
Golovina T.Yu. (ch. 5, 6, 10), Gorbatova V.V. (ch. 11), Grishina M.V. (ch. 7, 13), Davydova M.A. (ch. 5),  
Danilenko S.A. (ch. 3, 4, 5, 6, 9, 13, 14), Demianenko Yu.D. (ch. 3), Demiantchenko L.F. (ch. 3, 7),  
Dubrovina E.P. (ch. 3, 4, 5, 6, 10, 13, 14), Diakonov B.B. (ch. 14), Evdokimova G.A. (ch. 7), Egorova L.I. (ch. 7),  
Ermakov I.A. (ch. 3), Zaglyadsky D.A. (ch. 12), Zagulyaeva L.A. (ch. 3), Zaslavsky S.E. (ch. 3, 7, 8, 10),  
Zemlyanskikh S.D. (ch. 7), Zintchenko E.Ya. (ch. 9), Ivantchenko A.V. (ch. 7, 11), Ivlev L.G. (ch. 4, 5, 6, 7, 8, 10, 14),  
Kamsha I.M. (ch. 10, 12), Kanaikina P.V. (ch. 7), Kisin A.A. (ch. 1, 7, 13), Klassins E.S. (ch. 7),  
Kolyushin E.I. (ch. 4), Konkin N.E. (ch. 3, 7), Korzinina Yu.A. (ch. 9), Krivtsov V.I. (ch. 11),  
Krotova K.O. (ch. 13), Krokhalev D.L. (ch. 7), Kryukov V.A. (ch. 4, 8, 10, 12), Kubelun A.N. (ch. 13),  
Kulyasova N.A. (ch. 3, 5, 6), Lavrov O.L. (ch. 3, 4, 5, 6, 10), Larionov A.G. (ch. 7), Lopatin A.I. (ch. 4, 8, 9, 12),  
Lutsenko V.I. (ch. 7), Lysenko V.I. (ch. 8), Malyshev V.A. (ch. 3, 7, 8), Marienkov V.Yu. (ch. 7),  
Makhorina M.Yu. (ch. 3), Nelyubov A.N. (ch. 7), Neronov I.A. (ch. 13), Nesterov A.S. (ch. 3),  
Nesterov S.Yu. (ch. 3, 4, 5, 6, 10, 14), Netchiporenko T.V. (ch. 7), Oreshin M.I. (ch. 9), Orlovskaya E.V. (ch. 3, 4, 14),  
Palyonov A.V. (ch. 12), Pakhomova O.V. (ch. 6), Perevoztchikov V.N. (ch. 14), Petukhov A.Yu. (ch. 2, 3, 4, 5, 6, 10),  
Popov A.K. (ch. 8, 12), popov M.A. (ch. 2, 3, 4, 5, 6, 8, 10, 12), Raikov G.I. (ch. 12), Raudin V.I. (ch. 3, 4, 14),  
Ryzhkov N.E. (ch. 7), Senkova T.N. (ch. 12), Sergeeva A.V. (ch. 2, 3, 5, 10), Sitnikova A.V. (ch. 1),  
Smuglin F.S. (ch. 14), Sokoltchuk A.Yu. (ch. 2, 3, 4, 5, 6, 10), Solomonidina I.O. (ch. 13), Somov A.D. (ch. 7),  
Sukhanov S.A. (ch. 12), Sutchilin A.S. (ch. 5, 6, 10), Tokmatchev S.V. (ch. 5), Tretiakov S.N. (ch. 12),  
Trofimov A.G. (ch. 7), Tyukov N.A. (ch. 7), Fyodorova O.O. (ch. 6, 14), Fomenkova A.O. (ch. 7),  
Churov V.E. (ch. 5, 6, 10, 14), Shaikhullin G.S. (ch. 7), Shapiev S.M. (ch. 3, 4, 13, 14), Sharapova I.N. (ch. 12),  
Shenshin P.P. (ch. 5, 6, 10), Shokina O.G. (ch. 12), Schapova L.A. (ch. 9), Ebzeev B.S. (ch. 4, 13, 14),  
El-Registan I.V. (ch. 7), Yunoshev V.E. (ch. 12), Yagodina O.L. (ch. 3)*

**Election of the deputies of the State Duma of the Federal Assembly of the Russian Federation of the sixth convocation 2011:** Collection of informational and analytical materials / the Central Election Commission of the Russian Federation. – M., 2013. – 560 pages.





Dear readers!

In this collection "Election of the Deputies of the State Duma of the Federal Assembly of the Russian Federation of the sixth convocation 2011" brought to your attention, informational and analytical materials on the parliamentary election that took place on December 4, 2011 are presented.

Joint authors of the collection are attempting to give as comprehensive information as possible on various issues concerning preparing and conducting, their legislative and regulatory, financial, organizational and technical, and information support, on political parties' participation in election, on voting and electoral activity of voters, on electoral disputes and other interesting events, facts, and data on election campaign. Texts are accompanied by statistical information in the form of tables, charts, and index maps demonstrating significant peculiarities of the election campaign, dynamics of electoral indicators and their regional specifics.

Value of generalization and systematization of electoral information made also increases due to the fact that this collection was compiled by the Central Election Commission of the Russian Federation which was executing powers of the organizing commission during the parliamentary Election conducted. Members of the Central Election Commission of

the Russian Federation, employees of its Executive Office, employees of the Federal Center for Informatization under the CEC of Russia and Russian Center for Training in Election Technologies under the CEC of Russia, Russian Fund for Free Election, i.e. specialists who directly participated in preparing for and conducting the Election of the Deputies of the State Duma of the Federal Assembly of the Russian Federation of the sixth convocation together with organizers of election in the regions, are among the authors of the collection.

The parliamentary election followed after strenuous preparatory work which the federal lawmakers, election commissions of all levels, state authorities and local self-government bodies took part in. Political parties, public organizations, and mass media had been preparing for the election.

The parliamentary election had been prepared and conducted on the basis of the updated legal basis taking into account amendments to the Federal Laws "On Basic Guarantees of Electoral Rights and the Right of Citizens of the Russian Federation to Participate in a Referendum" and "On the Election of Deputies of the State Duma of the Federal Assembly of the Russian Federation" and other Russian laws. Novations of 2008–2011 were aimed at

improvement of electoral system and, first of all, at ensuring additional guarantees of fair political competition, facilitation of activity of political parties and their participation in electoral process, and at maximum openness of electoral procedures.

Information on organizational issues of conducting Election is presented in this collection. The election day was prepared by the Central Election Commission of the Russian Federation, election commissions of 83 subjects of the Russian Federation, 2746 territorial election commissions, and more than 95 thousand precinct election commissions including 376 beyond the territories of the Russian Federation in 145 countries all over the world. Using data presented herein, its readers will be able to analyze composition of election commissions and participation of political parties in their formation.

Here is one interesting fact. 50 personalized election precincts were established in 15 subjects of the Russian Federation upon initiative of election commissions. For example, election precincts named after the first president of the Chechen Republic and after the hero of Russia Akhmat-Khadzhi Kadyrov were opened in the Chechen Republic, the precinct named after the People's Artist of the USSR Makhmud Esambaev was opened in the Republic of Dagestan, the precinct named after the writer Vasily Shukshin was opened in Altai Krai, the precinct named after the first Russian natural scientist and the encyclopaedist M.V. Lomonosov was opened in Arkhangelsk Oblast, the precinct named after Russian painter and writer V.V. Vereschagin was opened in Vologda Oblast, election precincts "Cruiser "Varyag" and "Kulikovo pole" were opened in Tula Oblast. I suppose, it has contributed to the respective attitude of the citizens to the history of their region and increased their interest to participation in voting at the election.

The following seven Russian political parties registered by the Ministry of Justice of the Russian Federation competed for voters' votes during the election campaign: "UNITED RUSSIA", Communist Party of the Russian Federation, Liberal- Democratic party of Russia, "YABLOKO", "PATRIOTS OF RUSSIA", "JUST RUSSIA", and "RIGHT CAUSE". Since nomination of federal lists of candidates at party conferences, Russian political parties fulfilled all the requirements established by the legislation for registration of federal lists of candidates nominated by them in full and their names and emblems were included into bulletins for voting due to sufficient readiness and interaction with election commissions

and striving for winning from the submitting of federal list of candidates.

If readers open the relevant chapters hereof, they will find generalized data on election activities of political parties during the election campaign, on monetary funds received by election funds of the political parties, and on amounts spent on financing of their election campaigns, on the results of voting and election results, and on allocation of deputies' seats in the State Duma Sixth on the sixth convocation.

Main participants of the election are voters. There are specific data on voters herein. 109,237,780 voters were registered in the list of voters at the Election of the Deputies of the State Duma of the Federal Assembly of the Russian Federation on the Sixth Convocation. 65,774,462 voters or 60.21 per cent of the number of voters registered in the list of voters took part in the election. It should be noted, that such voter turnout is considered satisfactory in those countries of Europe where free participation in election is provided for.

Using tables and charts, the readers will be able to analyze electoral activity of Russians in 83 subjects of the Russian Federation and compare this feature of the election conducted on December 4, 2011 with that feature of the previous similar election.

The Central Election Commission of the Russian Federation, election commissions of other levels together with federal ministries and other executive bodies were solving the problem of providing conditions for voting by various categories of voters, in particular, disabled citizens, citizens who were at the hospitals, sanatoriums, rest houses, in difficult-to-access and remote areas, aboard ships, at polar stations, railway stations and other places of temporary sojourn on the voting day, by military men and members of their families, and Russian citizens voting outside the territory of the Russian Federation. Particularities of their voting are provided herein, including statistics of early voting outside polling stations and voting with absentee certificates.

Issues of information support of the election were the focus of attention during preparation for the voting day; informational openness of the election was at a high level; political parties had been performing election campaigning, introducing voters to their election programs and slogans. Unfortunately, not always and not all actions of the election participants were correct. There were informational disputes and claims to Election commissions on violations of the electoral legislation and electoral rights

of citizens. All confirmed facts were adequately evaluated. Samples of printed and other election materials issued by political parties are provided herein.

Generalized data on implementation of the newest information technologies at the election are also provided herein. Prompt and wide-scale reporting on the process and the results of the parliamentary Election was provided by the major nationwide information system, the State Automated System of the Russian Federation "Vybory". Software and hardware means of voting and vote counting, i.e. ballots processing complexes (BPCs) and electronic voting complexes (EVCs), were used during voting at Election precincts in the Russian Federation and at precincts formed in several foreign states. It was the first time that technical means of voting and vote counting were used on such a large scale (readers will know more about it by reading this collection).

Interest to the election campaign, voting results and election results was considerable. About two million Internet users familiarized themselves with more than 13 million pages with data on the State Automatic System "Vybory" of the Russian Federation on December 4–5, 2011. It was two times higher than during the parliamentary election in 2007. About 350 thousand people, including 135 thousand users on the voting day, for the first time used the Internet services "Find your polling station" and "Find yourself in the list of voters" implemented country-wide.

Having familiarized themselves with materials hereof, the readers will find out data on activity of Russian observers and foreign (international) observers from 53 countries of the world performing control over legality and exercise of electoral rights of citizens, actions of the Information Center "Vybory-2011", operation of the public "hot line" for communication with voters implemented by the Russian Fund for Free Election, opinion polls and forecasting of election results.

Based on the voting results and results of election of December 4, 2011, the new federal deputy corps was elected for five years and formed in full. The readers can find lists of deputies elected in the statistical data provided herein.

Dear readers! Welcome to the world of russian election, the world which accumulates interests of political forces, voters, society and the state, while being continuously improved and always attracting everybody's attention. The publication brought to your attention contains necessary data and facts for making objective conclusions, forming your own point of view on organization and conduct of the parliamentary election and on their results and outcome.

*V.E. Churov,  
the Chairman of  
the Central Election Commission of  
the Russian Federation*

## Chapter 1.

### Legislative and regulatory framework for conducting the Elections of Deputies of the Sixth State Duma of the Federal Assembly of the Russian Federation

According to part 2 of Article 96 of the Constitution of the Russian Federation, the procedure of election of deputies of the State Duma of the Federal Assembly of the Russian Federation is provided for by the Federal Law.

The deputies of the State Duma of the Federal Assembly of the Russian Federation of the sixth convocation were being elected in accordance with the Federal Law No.51-FZ of May 18, 2005 "On the Deputies of the State Duma of the Federal Assembly of the Russian Federation" as amended in 2006-2011.

According to the amendments to the Constitution of the Russian Federation, the the State Duma of the Federal Assembly of the Russian Federation of the Sixth convocation was the first one to be elected for five years.

Several significant novations in regulation of the Election of the Deputies of the State Duma of the Federal Assembly of the Russian Federation on the Sixth Convocation should be noted.

- The bases for recognition of voters' signatures unauthentic and/or invalid were clarified, signature lists forms were unified, the procedure of the political parties' filing documents to the relevant commissions was simplified.

- Amendments were made to the above Federal Law. In accordance with such amendments, limits on all expenditures from the funds of the election fund of political parties and regional branches of political party were increased.

- For the purposes of ensuring equality of candidates, the election legislation of the Russian Federation also provided that if premises owned by state or municipality, or by an entity with the Russian Federation's or municipal entities' interest in the share (contributed) capital thereof exceeding 30 per cent as of the day of official publication of the resolution to call election, was granted to an electoral union for meetings with voters, the owner of such premises may not deny granting the premises to another electoral union on the same terms at another time during the campaigning period.

Due to this, amendments to Article 5.15 of the Code of the Russian Federation on Administrative Violations were made. Such amendments established

administrative liability (for officials) for violating the procedures and terms of informing election commissions of providing premises for meetings with voters, as well as for prejudicing the right of registered candidates and electoral unions to be granted such premises.

- For the purpose of implementation of provisions of the State of the Nation Report of the President of the Russian Federation to the Federal Assembly of the Russian Federation of November 12, 2009 concerning adoption of necessary measures for preventing illegal actions with absentee certificates during the election, the unified requirements to manufacture, issuance and use of absentee certificates were established, forms of absentee certificates were established; it was established that absentee certificates are strictly accountable documents and must have common numbering all over the territory of the election. For the purpose of protection of absentee certificates against forgery, it is legally established that paper with watermarks and (or) a microfont signs made typographically and (or) other special elements of protection must be used for manufacturing thereof. It is provided for that repeated issuance of absentee certificates is not allowed. In case an absentee certificate is lost, no duplicate thereof shall be issued.

Given increased requirements to manufacturing of absentee certificates, criminal liability for illegal manufacture thereof and storage and transportation of illegally manufactured absentee certificates was established and the relevant amendments were made to the Criminal Code of the Russian Federation. Moreover, given increased requirements to issuance use of absentee certificates, administrative liability for violation of the procedure of issuance thereof, illegally obtaining a ballot, including under an absentee certificate, as well as for use of knowingly false absentee certificate was established. The relevant amendments were made to the Code of Administrative Offenses of the Russian Federation.

Such amendments made to the election legislation of the Russian Federation relating to absentee certificates received a positive assessment from ODIHR (Pre-election evaluation report of

OSCE/ODIHR on the Election of Deputies of the State Duma of the Federal Assembly of the Russian Federation on December 4, 2011).

- The maximum number of mobile ballot boxes used on the voting day for voting outside polling stations at one election precinct was established: from 1 to 3 boxes depending on the number of voters registered in the territory of the election precinct.

The number of mobile ballot boxes used for voting outside polling station could be increased but not more than by 1 mobile box if one of the following conditions was satisfied:

- the election precinct includes territories of several settlements, and a settlement where a polling station is situated is out of walking distance to other settlements during the voting time;

- voters temporarily stay in the territory of the election precinct where election precinct was not formed;

- more than 50 voters who are older than 80 years and (or) are disabled persons are registered in the territory of the election precinct;

when combining voting days at several election, a voter has the possibility to vote with more than two ballots simultaneously.

Herewith, not more than three mobile ballot boxes can be used for voting outside the polling station;

- For the purposes of bringing the legislation of the Russian Federation in compliance with the UN Convention on Rights of Disabled People, new regulation was implemented, according to which if a disabled person is nominated as a candidate, including within the list of candidates, and such person, due to its disability, is incapable of writing a statement of its consent to stand as candidate in the relevant election district, notarizing the signature list, filling-in or certifying other documents provided for by the law, the said person may engage others to assist therewith.

Moreover, materials printed in large fonts and (or) in Braille alphabet were placed on information boards for the purposes of informing visually impaired voters. The election precincts with such information on their information boards are determined by an election commission of a subject of the Russian Federation.

*Annex to Chapter 1.*

**Regulatory and other legal acts of the Central Election Commission of the Russian Federation for the Election of Deputies of the Sixth State Duma of the Federal Assembly of the Russian Federation**

**Electoral rights of the citizens of the Russian Federation in the course of Election of Deputies of the State Duma**

1. No. 8/54-6 of 28.04.2011 “On methodological recommendations on exercise of electoral rights of military men and personnel of law enforcement authorities during the Election of the Deputies of the State Duma of the Federal Assembly of the Russian Federation on the Sixth Convocation”
2. No. 18/194-6 of 29.06.2011 “On Recommendation for ensuring electoral rights of disabled voters of the Russian Federation during the Election of the Deputies of the State Duma of the Federal Assembly of the Russian Federation of the sixth convocation and Election of the President of the Russian Federation”

**Election commissions’ preparing to and conducting the Election of Deputies of the State Duma**

3. No. 23/235-6 of 03.08.2011 “On establishing the borders and list of parts of territories of subjects of the Russian Federation which regional groups of candidates may correspond to during the Election of the Deputies of the State Duma of the Federal Assembly of the Russian Federation on the Sixth Convocation”;
4. No. 29/261-6 of 31.08.2011 “On the Calendar Plan of activities for preparing to and conducting the Election of the Deputies of the State Duma of the Federal Assembly of the Russian Federation of the sixth convocation;
5. No. 32/285-6 of 14.09.2011 “On the procedure of delivering documents in connection with preparing to and conducting the Election of the Deputies of the State Duma of the Federal Assembly of the Russian Federation on the Sixth Convocation and the Election of the President of the Russian Federation”.

**Voters lists**

6. No. 20/216-6 of 14.07.2011 “On Instruction on composing, ascertaining and using voters lists during the Election of the Deputies of the State Duma of the Federal Assembly of the Russian Federation on the Sixth Convocation and the Election of the President of the Russian Federation”.

**Participation of political parties in the Election of deputies of the State Duma**

7. No. 10/91-6 of 14.07.2011 “On Clarifications of the procedure of registration of authorized representatives of political parties for financial matters, authorized representatives of regional branches of political parties for financial matters, their powers during the Election of the Deputies of the State Duma of the Federal Assembly of the Russian Federation on the Sixth Convocation”;
8. No. 9/70-6 of 05.5.2011 “On forms of certificates of authorization of voting members of Election commissions appointed by political parties during the Election of the Deputies of the State Duma of the Federal Assembly of the Russian Federation on the Sixth Convocation”;



9. No. 16/182-6 of 22.06.2011 “On the procedure of random sampling of signature lists with voters’ signatures collected in support of nomination of federal lists of candidates for deputies of the State Duma of the Federal Assembly of the Russian Federation of the sixth convocation submitted by political parties”;
10. No. 23/234-6 of 03.08.2011 “On the List and forms of documents to be submitted by political parties to the Central Election Commission of the Russian Federation during the Election of the Deputies of the State Duma of the Federal Assembly of the Russian Federation on the Sixth Convocation”.
11. No. 27/258-6 of 23.08.2011 “On the procedure of acceptance and verification of signature lists with voters’ signatures in support of nomination of federal lists of candidates of the State Duma of the Federal Assembly of the Russian Federation of the sixth convocation and other related documents, on recommendations on registration of files with signature lists, preparation of protocols on the results of voters’ signatures collection in support of nomination of federal list of candidates for deputies of the State Duma of the Federal Assembly of the Russian Federation, lists of persons collected signatures and providing them to the Central Election Commission of the Russian Federation, and on Provision on Subgroup for acceptance and examination of signature lists”.

#### **Informing voters**

12. No. 12/132-6 of 25.05.2011 “On public awareness program of the Central Election Commission of the Russian Federation in the course of preparing to and conducting the Election of the Deputies of the State Duma of the Federal Assembly of the Russian Federation on the Sixth Convocation”;
13. No. 12/127-6 of 25.05.2011 “On the comprehensive set of measures for ensuring awareness of voters of federal list of candidates, political parties which nominated them, and registered candidates during the Election of the Deputies of the State Duma of the Federal Assembly of the Russian Federation on the Sixth Convocation”;
14. No. 12/130-6 of 25.05.2011 “On the Instruction on posting data on use of the State Automatic System “Vybory” of the Russian Federation on the Internet”;
15. No. 13/150-6 of 01.06.2011 “On the List of data on elected deputies of the Sixth State Duma of the Federal Assembly of the Russian Federation to be published”;
16. No. 56/489-6 of 11.11.2011 “On provision of information on request of voters using mobile telephone communication services during the Election of the Deputies of the State Duma of the Federal Assembly of the Russian Federation on the Sixth Convocation”.

#### **Election campaigning**

17. No. 15/173-6 of 15.06.2011 “On the Procedure of lot drawing for distribution of air time of the national state TV channels and (or) radio broadcasting organizations among political parties during the Election of the Deputies of the State Duma of the Federal Assembly of the Russian Federation of the Sixth convocation and the Procedure of lot drawing for distribution of air time of the national state TV channels and (or) radio broadcasting organizations among regional groups of candidates during the Election of the Deputies of the State Duma of the Federal Assembly of the Russian Federation on the Sixth Convocation”;

18. No. 15/175-6 dated 15.06.2011 “On the Procedure of lot drawing for distribution of print space in national state printed periodicals among political parties that registered federal lists of candidates, for publication of election campaign materials during the Election of the Deputies of the State Duma of the Federal Assembly of the Russian Federation on the Sixth Convocation and on the Procedure of lot drawing for distribution of print space in national state printed periodicals among regional groups of candidates for publication of election campaign materials during the Election of the Deputies of the State Duma of the Federal Assembly of the Russian Federation of the Sixth convocation;
19. No. 19/202-6 of 06.07.2011 “On recommended samples of contracts executed by and between political parties that registered federal list of candidates (regional branches of such political parties) and state TV and radio broadcasting organizations, editorial offices of state printed periodicals for provision of free or paid air time, free of paid printed space during the Election of the Deputies of the State Duma of the Federal Assembly of the Russian Federation on the Sixth Convocation”;
20. No. 53/447-6 of 01.11.2011 “On the Schedule of distribution of free air time of national state TV channels and radio broadcasting organizations among political parties which submitted federal lists of candidates for deputies of the State Duma of the Federal Assembly of the Russian Federation on the Sixth Convocation” registered by the Central Commission of the Russian Federation”;
21. No. 54/460-6 of 03.11.2011 “On approval of protocols of lot drawing on distribution of printed spaced provided for free for publication of Election campaigning materials in national state printed periodicals among political parties that submitted federal lists of candidates for deputies of the State Duma of the Federal Assembly of the Russian Federation registered by the Central Election Commission of the Russian Federation.”

#### **Financial support of the Election of Deputies of the State Duma Election Funds**

22. No. 10/85-6 of 12.05.2011 “On the Procedure of opening, maintaining and closing special election accounts for raising election funds of political parties and their regional branches during the Election of the Deputies of the State Duma of the Federal Assembly of the Russian Federation on the Sixth Convocation”
23. No. 10/87-6 of 12.05.2011 “On the Instruction on the procedure of raising and spending monetary funds of Election funds of political parties, regional branches of political parties during the Election of the Deputies of the State Duma of the Federal Assembly of the Russian Federation on the Sixth Convocation”
24. No. 36/323-6 of 28.09.2011 “On clarification of the procedure of implementation of Clause 7 of Article 57 of the Federal Law “On Basic Guarantees of Electoral Rights and the Right of Citizens of the Russian Federation to Participate in a Referendum”.

#### **Vote**

25. No. 10/97-6 of 12.05.2011 “On Clarifications of the procedure of activities of foreign (international) observers during the Election of the Deputies of the State Duma of the Federal Assembly of the Russian Federation on the Sixth Convocation and on certificates of authorization for foreign (international) observers”;



- 
26. No. 12/129-6 of 25.05.2011 “On the Procedure of lot drawing for placement of names and emblems of political parties that registered federal lists of candidates in ballots for voting on the Election of the Deputies of the State Duma of the Federal Assembly of the Russian Federation on the Sixth Convocation”
  27. No. 12/125-6 of 25.05.2011 “On absentee certificates for voting at the Election of the Deputies of the State Duma of the Federal Assembly of the Russian Federation on the Sixth Convocation”
  28. No. 14/165-6 of 08.06.2011 “On forms of lapel badges of members of Election commissions with a consultative vote and observers present during voting and vote counting at precinct Election commissions during the Election of the Deputies of the State Duma of the Federal Assembly of the Russian Federation on the Sixth Convocation”;
  29. No. 19/201-6 of 06.07.2011 “On forms of ballots and requirements to manufacture of ballots for voting at the election of deputies during the Election of the Deputies of the State Duma of the Federal Assembly of the Russian Federation on the Sixth Convocation”;
  30. No. 24/245-6 of 10.08.2011 “On the Procedure of manufacture and use of special marks (stamps) on ballots during the Election of the Deputies of the State Duma of the Federal Assembly of the Russian Federation on the Sixth Convocation”;
  31. No. 24/243-6 of 10.08.2011 “On issues concerning manufacture and delivery of ballots for voting at the Election of the Deputies of the State Duma of the Federal Assembly of the Russian Federation on the Sixth Convocation”;
  32. No. 24/248-6 of 10.08.2011 “On Methodological Recommendations on organization of voting at places of temporary sojourn of voters during the Election of the Deputies of the State Duma of the Federal Assembly of the Russian Federation on the Sixth Convocation”;
  33. No. 29/262-6 of 31.08.2011 “On the number of ballots for voting during the Election of the Deputies of the State Duma of the Federal Assembly of the Russian Federation on the Sixth Convocation”;
  34. No. 29/263-6 of 31.08.2011 “On the number of special marks (stamps) for ballots during the Election of the Deputies of the State Duma of the Federal Assembly of the Russian Federation on the Sixth Convocation”;
  35. No. 29/264-6 of 31.08.2011 “On the number of absentee certificates for voting during the Election of the Deputies of the State Duma of the Federal Assembly of the Russian Federation on the Sixth Convocation”;
  36. No. 23/239-6 of 03.08.2011 “On the Procedure of transfer, processing and use of information on the Election transferred through technical communication channels in the course of preparing to and conducting the Election of the Deputies of the State Duma of the Federal Assembly of the Russian Federation on the Sixth Convocation and the Election of the President of the Russian Federation in election precincts formed on ships at sea, at polar stations, in hard-to-reach or remote areas or outside the territory of the Russian Federation”;
  37. No. 23/237-6 of 03.08.2011 “On standards of technological equipment for precinct Election commissions during the Election of the Deputies of the State Duma of the Federal Assembly of the Russian Federation on the Sixth Convocation and the Election of the President of the Russian Federation”;

38. No. 32/286-6 of 14.09.2011 "On distribution of absentee ballots for voting during the Election of the Deputies of the State Duma of the Federal Assembly of the Russian Federation on the Sixth Convocation according to the number thereof";
39. No. 52/434-6 of 28.10.2011 "On the results of lot drawing for placement of names and emblems of political parties that registered federal lists of candidates on ballots for voting during the Election of the Deputies of the State Duma of the Federal Assembly of the Russian Federation on the Sixth Convocation";
40. No. 53/446-6 of 01.11.2011 "On approval of the text of the ballot for voting during the Election of the Deputies of the State Duma of the Federal Assembly of the Russian Federation on the Sixth Convocation".

**Voting of citizens outside the territory  
of the Russian Federation**

41. No. 23/238-6 of 03.08.2011 "On Recommendations on organization of voting at election precincts formed outside the territory of the Russian Federation during the Election of the Deputies of the State Duma of the Federal Assembly of the Russian Federation on the Sixth Convocation and the Election of the President of the Russian Federation";
42. No. 31/277-6 of 07.09.2011 "On formation of territorial election commissions for monitoring the activities for the purposes of preparing to and conducting the Election of the Deputies of the State Duma of the Federal Assembly of the Russian Federation on the Sixth Convocation by precincts election commissions established outside the territory of the Russian Federation";
43. No. 36/319-6 of 28.09.2011 "On formation of territorial election commissions for managing the activities for the purposes of preparing to and conducting the Election of the Deputies of the State Duma of the Federal Assembly of the Russian Federation on the Sixth Convocation by precincts election commissions established outside the territory of the Russian Federation, except for the territory of the city of Baikonur";
44. No. 36/321-6 of 28.09.2011 "On formation of territorial Election commission of the city of Baikonur (the Republic of Kazakhstan)";
45. No. 53/448-6 of 01.11.2011 "On establishment of common numbering of election precincts formed outside the territory of the Russian Federation during the Election of the Deputies of the State Duma of the Federal Assembly of the Russian Federation on the Sixth Convocation";
46. No. 58/498-6 of 17.11.2011 "On early voting at several election precincts formed outside the territory of the Russian Federation during the Election of the Deputies of the State Duma of the Federal Assembly of the Russian Federation on the Sixth Convocation";
47. No. 59/513-6 of 18.11.2011 "On early voting at several Election precincts formed outside the territory of the Russian Federation during the Election of the Deputies of the State Duma of the Federal Assembly of the Russian Federation on the Sixth Convocation";
48. No. 61/534-6 of 25.11.2011 "On early voting at several election precincts formed outside the territory of the Russian Federation during the Election of the Deputies of the State Duma of the Federal Assembly of the Russian Federation on the Sixth Convocation".

### **Use of the GAS “Vybory”**

49. No. 13/151-6 of 01.06.2011 “On the procedure of use of the State Automatic System “Vybory” of the Russian Federation in the course of preparing to and conducting the Election of the Deputies of the State Duma of the Federal Assembly of the Russian Federation on the Sixth Convocation ;
50. No. 15/177-6 of 15.06.2011 “On preparing technical vote counting means, i.e. ballots processing complexes and e-voting complexes, for use during voting at the Election of the Deputies of the State Duma of the Federal Assembly of the Russian Federation on the Sixth Convocation”;
51. No. 42/362-6 of 07.10.2011 “On some peculiarities of use of e-voting complexes at election precincts formed outside the territory of the Russian Federation during the Election of the Deputies of the State Duma of the Federal Assembly of the Russian Federation on the Sixth Convocation” ;
52. No. 35/313-6 of 21.09.2011 “On use of technical vote counting means, i.e. ballots processing complexes and e-voting complexes, during voting at the Election of the Deputies of the State Duma of the Federal Assembly of the Russian Federation on the Sixth Convocation” ;
53. No. 54/458-6 of 03.11.2011 “On the form and the text of an e-voting ballot for the Election of the Deputies of the State Duma of the Federal Assembly of the Russian Federation on the Sixth Convocation” ;
54. No. 55/471-6 of 08.11.2011 “On the Central Election Commission group for control over use of the State Automatic System “Vybory” of the Russian Federation”.

### **Vote counting. Voting returns. Establishment of results of the Election of deputies of the State Duma**

55. No. 13/145-6 of 01.06.2011 “On forms of protocols and summary tables of the Central Election Commission of the Russian Federation on the results of the Election of the Deputies of the State Duma of the Federal Assembly of the Russian Federation on the Sixth Convocation ;
56. No. 13/144-6 of 01.06.2011 “On forms of protocols and summary tables of precinct and territorial election commissions, as well as election commissions of subjects of the Russian Federation on the results of the Election of the Deputies of the State Duma of the Federal Assembly of the Russian Federation on the Sixth Convocation” ;
57. No. 26/254-6 of 17.08.2011 “On Instruction on organization of a unified procedure for establishing voting results, drawing up protocols of election commissions, establishing election results, receiving, transferring and processing information using the State Automated System of the Russian Federation “Vybory” during the Election of the Deputies of the State Duma of the Federal Assembly of the Russian Federation on the Sixth Convocation”;
58. No. 54/459-6 of 03.11.2011 “On manufacturing of forms of voting results protocols and summary tables during the Election of the Deputies of the State Duma of the Federal Assembly of the Russian Federation on the Sixth Convocation” ;
59. No. 70/576-6 of 09.12.2011 “On the results of the Election of the Deputies of the State Duma of the Federal Assembly of the Russian Federation on the Sixth Convocation”.

**Storage of Election documents**

60. No. 13/148-6 of 01.06.2011 “On the procedure of storing and filing documents in connection with preparing to and conducting the Election of the Deputies of the State Duma of the Federal Assembly of the Russian Federation on the Sixth Convocation and the Procedure of destruction of documents in connection with preparing to and conducting the Election of the Deputies of the State Duma of the Federal Assembly of the Russian Federation on the Sixth Convocation”

## Chapter 2.

### Parts of territories of subjects of the Russian Federation which regional groups of candidates during the Election of the Deputies of the State Duma of the Federal Assembly of the Russian Federation on the Sixth Convocation may correspond to

According to Article 36 of the Federal Law “On the Election of Deputies of the State Duma of the Federal Assembly of the Russian Federation”, the Central Election Commission of the Russian Federation establishes boundaries of parts of territories of subjects of the Russian Federation which regional groups of candidates may correspond to.

The number of voters registered in the territory of a subject of the Russian Federation is divided by 650 thousand. Quotient of the number being the result of such division shall be the number of parts, into which such subject of the Russian Federation is divided.

Data on the number of voters registered in accordance with Article 16 of the Federal Law “On Basic Guarantees of Electoral Rights and the Right of Citizens of the Russian Federation to Participate in a Referendum” in the territories of subjects of the Russian Federation were provided to the CEC of Russia by heads of supreme executive bodies and chairmen of election commissions of subjects of the Russian Federation as of July 1, 2011. For example: the number of voters in Chelyabinsk Oblast is 2,740,060 people. Quotient of dividing the number of voters by 650,000 equals 4.2. Therefore, four parts of the territory which regional groups of candidates may correspond to were formed in Chelyabinsk Oblast.

Parts of the territory of a subject of the Russian Federation shall be approximately equal in terms of the number of registered voters with admissible deviation of the number of voters registered in the part of the territory of such subject of the Russian Federation from the number of voters registered in each other part of the territory of the same subject of the Russian Federation being not more than 15 per cent. If not more than 650 thousand voters are registered in the territory of an urban district, such urban district may be divided between not more than two parts of the territory of a subject of the Russian Federation. Herewith, one of the parts shall include only the territory of such urban district.

It is not allowed to form parts of the territory of a subject of the Russian Federation from the territories that are not adjacent to each other, except for the territories that are not adjacent to other territories of such subject of the Russian Federation.

By its resolution No. 23/235-6 of August 3, 2011, the Central Election Commission of the Russian Federation established list of parts of the territories of subjects of the Russian Federation which regional groups of candidates may correspond to during the Election of the Deputies of the State Duma of the Federal Assembly of the Russian Federation on the Sixth Convocation. The number of subjects of the Russian Federation that are not divided into parts of the territory which regional groups of candidates may correspond to equals 58. In 25 subjects of the Russian Federation, the number of parts of the territories which regional groups of candidates may correspond to equals 93. Therefore, the maximum number of parts of the territories is equal to 151 (Annex 1 to Chapter 2). The minimum mutual deviation of the number of voters registered in the part of the territory of a subject of the Russian Federation from the number of voters registered in each other part of the territory of such subject of the Russian Federation amounted to 0.71 per cent in the Altai Territory and 0.75 per cent in the Volgograd Region; maximum deviation amounted to 14.38 and 11.82 per cent in the city of Moscow and the Republic of Tatarstan respectively.

On the basis of the list of part of the territories approved by the CEC of Russia, political parties themselves determined which territories regional groups of candidates correspond to. Herewith, the number of regional groups of candidates cannot be less than seventy. Regional part of the federal list of candidates shall cover all subjects of the Russian Federation.

The federal list of candidates cannot be divided by political parties (fully or partially) into regional groups of candidates corresponding to a subject of the Russian Federation, group of subjects of the Russian Federation or part of the territory of a subject of the Russian Federation. Therefore, a regional

group of candidates cannot correspond to parts of several subjects of the Russian Federation. On the other part, it is allowed to unite several parts of one subject of the Russian Federation that are adjacent to each other. It should be taken into account that the number of voters registered in the territory of a group of subjects of the Russian Federation cannot exceed 3 million, and the number of voters registered in the part of the territory of a subject of the Russian Federation which regional group of candidates corresponds to cannot be less than 650 thousand.

The biggest number of regional groups, 83, was formed by the political party "PATRIOTS OF RUSSIA", the smallest number, 73, was formed by the political parties "JUST RUSSIA" and the Communist Party of the Russian Federation. Data on the number of regional groups formed by political parties in the territories of subjects, groups of subjects, parts of the territories of subjects of the Russian Federation are given in Annex 2 to Chapter 2.

It should be noted that it is not allowed to divide the federal list of candidates into regional groups of candidates that correspond to the territories that are not adjacent to each other, except where a subject of the Russian Federation is not adjacent to other subjects of the Russian Federation (Kaliningrad and Sakhalin Oblasts), or the territory included into a subject of the Russian Federation is not adjacent to other territories included into such subject of the Russian Federation (islands). For the purposes of consistent construction of this rule, the political parties used Clarifications

approved by the CEC of Russia (resolution No. 25/192-5 of August 15, 2007 as amended by resolution No. 26/253-6), the essence of which is as follows: Kaliningrad Region is as not adjacent to any subject of the Russian Federation and therefore, for the purposes of splitting the federal list of candidates, it can be consolidated with any subject of the Russian Federation (if the number of voters within this group does not exceed 3 million people). For the purposes of subdividing the federal list of candidates at the election of the State Duma of the Federal Assembly of the Russian Federation, the Republic of Adygeya may not be consolidated neither with the Krasnodar Territory, nor with any other subject of the Russian Federation, except for a subject of the Russian Federation not adjacent to any other subjects of the Russian Federation (Kaliningrad Region).

It has also been determined that for the purposes of election campaign for election of deputies of the State Duma of the Federal Assembly of the Russian Federation that Sakhalin Region is a subject of the Russian Federation adjacent to the following subjects of the Russian Federation: Kamchatka Territory, Khabarovsk Territory. This provision may not be used as official construction in other situations or matters,

One should note that a political party may determine a regional group of candidates to which votes by citizens living outside the Russian Federation shall relate to. This right was used by six political parties that related votes of such voters to the following regional groups of candidates (see table at page 16).

### **Political parties' determination of regional groups of candidates which votes of voters living abroad are related to**

Item No.	Political parties	Regional groups	
		No.	composition
1	Political party JUST RUSSIA	39	Kaliningrad Oblast, Pskov Oblast
2	Political Party "Liberal Democratic Party of Russia"	59	Pskov Oblast
3	Political Party "Communist Party of the Russian Federation"	15	The Republic of Northern Osetia – Alania
4	Political party "Russian United Democratic Party "YABLOKO"	53	Novosibirsk Oblast, Tomsk Oblast
5	All-Russian Political Party "UNITED RUSSIA"	42	Kaliningrad Oblast
6	All-Russian Political Party "RIGHT CAUSE"	39	Kaliningrad Oblast

Boundaries of 25 subjects of the Russian Federation to which regional groups of candidates may correspond during the election of candidates of

the State Duma of the Federal Assembly of the Russian Federation on the Sixth Convocation are detailed in Annex 3 to Chapter 2.

*Annex 1 to Chapter 2*

**List of  
the subjects of the Russian Federation and parts of territories of the subjects of the  
Russian Federation to which regional groups of candidates may correspond in the  
course of election of deputies of the State Duma of the Federal Assembly of the  
Russian Federation on the Sixth convocation**

Item No.	Names the subjects of the Russian Federation and parts of territories of the subjects of the Russian Federation to which regional groups of candidates may correspond	Number of parts into which the subject of the Russian Federation is divided	Number of voters as of 01.07.2011
<b>1</b>	<b>2</b>	<b>3</b>	<b>4</b>
<b>1</b>	<b>Republic of Adygeya (Adygeya)</b>	<b>1</b>	<b>335 201</b>
<b>2</b>	<b>Republic of Altai</b>	<b>1</b>	<b>148 865</b>
<b>3</b>	<b>Republic of Bashkortostan</b>	<b>4</b>	<b>3 022 563</b>
	Republic of Bashkortostan – Birsкая		756 435
	Republic of Bashkortostan – Salavatskaya		737 832
	Republic of Bashkortostan – Sterlitamakskaya		746 629
	Republic of Bashkortostan – Ufinskaya		781 667
<b>4</b>	<b>The Republic of Buryatia</b>	<b>1</b>	<b>709 122</b>
<b>5</b>	<b>Republic of Dagestan</b>	<b>2</b>	<b>1 497 300</b>
	Republic of Dagestan – Derbentskaya		727 309
	Republic of Dagestan – Makhachalinskaya		769 991
<b>6</b>	<b>Republic of Ingushetia</b>	<b>1</b>	<b>190 571</b>
<b>7</b>	<b>Republic of Kabardino-Balkaria</b>	<b>1</b>	<b>523 217</b>
<b>8</b>	<b>Republic of Kalmykia</b>	<b>1</b>	<b>216 770</b>
<b>9</b>	<b>Republic of Karachaevo-Cherkessia</b>	<b>1</b>	<b>317 200</b>
<b>10</b>	<b>Republic of Karelia</b>	<b>1</b>	<b>553 580</b>
<b>11</b>	<b>Republic of Komi</b>	<b>1</b>	<b>732 197</b>
<b>12</b>	<b>Republic of Mari El</b>	<b>1</b>	<b>551 953</b>
<b>13</b>	<b>Republic of Mordovia</b>	<b>1</b>	<b>661 576</b>
<b>14</b>	<b>Republic of Sakha (Yakutia)</b>	<b>1</b>	<b>599 152</b>
<b>15</b>	<b>Republic of Northern Ossetia – Alania</b>	<b>1</b>	<b>507 032</b>
<b>16</b>	<b>Republic of Tatarstan (Tatarstan)</b>	<b>4</b>	<b>2 911 727</b>
	Republic of Tatarstan (Tatarstan) – Moskovskaya		685 834
	Republic of Tatarstan (Tatarstan) – Naberezhnochelninskaya		749 359
	Republic of Tatarstan (Tatarstan) – Neftyanaya		766 927
	Republic of Tatarstan (Tatarstan) – Central		709 607
<b>17</b>	<b>Republic of Tyva</b>	<b>1</b>	<b>172 379</b>
<b>18</b>	<b>Republic of Udmurtia</b>	<b>1</b>	<b>1 222 360</b>
<b>19</b>	<b>Republic of Khakasia</b>	<b>1</b>	<b>391 870</b>
<b>20</b>	<b>Chechen Republic</b>	<b>1</b>	<b>608 797</b>
<b>21</b>	<b>Chuvash Republic</b>	<b>1</b>	<b>989 005</b>
<b>22</b>	<b>Altai Territory</b>	<b>3</b>	<b>3 017 824</b>
	Altai Territory – Barnaulskaya		657 857
	Altai Territory – Biyskaya		653 669
	Altai Territory – Rubtsovskaya		653 197
<b>23</b>	<b>Transbaikal Territory</b>	<b>1</b>	<b>804 251</b>
<b>24</b>	<b>Kamchatka Territory</b>	<b>1</b>	<b>248 850</b>



1	2	3	4
<b>25</b>	<b>Krasnodar Territory</b>	<b>5</b>	<b>3 839 715</b>
	Krasnodar Territory – Armavirskaya		761 527
	Krasnodar Territory – Kanevskaya		797 485
	Krasnodar Territory – Krasnodarskaya		808 120
	Krasnodar Territory – Krymskaya		741 763
	Krasnodar Territory – Sochinskaya		730 820
<b>26</b>	<b>Krasnoyarsk Territory</b>	<b>3</b>	<b>2 137 664</b>
	Krasnoyarsk Territory – Achinsko-Minusinskaya		707 624
	Krasnoyarsk Territory – Krasnoyarskaya		743 011
	Krasnoyarsk Territory – Norilsko-Kanskaya		687 029
<b>27</b>	<b>Perm Territory</b>	<b>3</b>	<b>2 101 390</b>
	Perm Territory – Severnaya		732 050
	Perm Territory – Central		672 458
	Perm Territory – South		696 882
<b>28</b>	<b>Primorie Territory</b>	<b>2</b>	<b>1 517 213</b>
	Primorie Territory – North		782 271
	Primorie Territory – South		734 942
<b>29</b>	<b>Stavropol Territory</b>	<b>3</b>	<b>1 966 148</b>
	Stavropol Territory – Georgievskaya		652 823
	Stavropol Territory – Pyatigorskaya		657 883
	Stavropol Territory – Stavropolskaya		655 442
<b>30</b>	<b>Khabarovsk Territory</b>	<b>1</b>	<b>1 052 390</b>
<b>31</b>	<b>Amur Region</b>	<b>1</b>	<b>649 216</b>
<b>32</b>	<b>Arkhangelsk Region</b>	<b>1</b>	<b>983 408</b>
<b>33</b>	<b>Astrakhan Region</b>	<b>1</b>	<b>763 432</b>
<b>34</b>	<b>Belgorod Region</b>	<b>1</b>	<b>1 230 974</b>
<b>35</b>	<b>Bryansk Region</b>	<b>1</b>	<b>1 040 027</b>
<b>36</b>	<b>Vladimir Region</b>	<b>1</b>	<b>1 209 535</b>
<b>37</b>	<b>Volgograd Region</b>	<b>3</b>	<b>1 959 405</b>
	Volgograd Region – Volgogradskaya		652 449
	Volgograd Region – Volzhskaya		651 026
	Volgograd Region – Mikhailovskaya		655 930
<b>38</b>	<b>Vologda Region</b>	<b>1</b>	<b>981 122</b>
<b>39</b>	<b>Voronezh Region</b>	<b>2</b>	<b>1 871 901</b>
	Voronezh Region – Voronezhskaya		918 366
	Voronezh Region – Pavlovskaya		996 400
<b>40</b>	<b>Ivanovo Region</b>	<b>1</b>	<b>875 501</b>
<b>41</b>	<b>Irkutsk Region</b>	<b>2</b>	<b>1 881 283</b>
	Irkutsk Region – Bratskaya		922 232
	Irkutsk Region – Irkutskaya		959 051
<b>42</b>	<b>Kaliningrad Region</b>	<b>1</b>	<b>753 349</b>
<b>43</b>	<b>Kaluga Region</b>	<b>1</b>	<b>808 091</b>
<b>44</b>	<b>Kemerovo Region</b>	<b>3</b>	<b>2 117 822</b>
	Kemerovo Region – Kemerovskaya		739 737
	Kemerovo Region – Leninsk-Kuznetskaya		692 063
	Kemerovo Region – Novokuznetskaya		686 022
<b>45</b>	<b>Kirov Region</b>	<b>1</b>	<b>1 129 264</b>

1	2	3	4
46	<b>Kostroma Region</b>	<b>1</b>	<b>563 948</b>
47	<b>Kurgan Region</b>	<b>1</b>	<b>767 065</b>
48	<b>Kursk Region</b>	<b>1</b>	<b>960 947</b>
49	<b>Leningrad Region</b>	<b>1</b>	<b>1 299 253</b>
50	<b>Lipetsk Region</b>	<b>1</b>	<b>954 902</b>
51	<b>Magadan Region</b>	<b>1</b>	<b>118 181</b>
52	<b>Moscow Region</b>	<b>8</b>	<b>5 549 224</b>
	Moscow Region – Dmitrovskaya		699 919
	Moscow Region – Istrinskaya		683 540
	Moscow Region – Kolomenskaya		675 519
	Moscow Region – Lyuberetskaya		724 324
	Moscow Region – Noginskaya		688 236
	Moscow Region – Podolskaya		707 465
	Moscow Region – Serpukhovskaya		683 138
	Moscow Region – Khimkinskaya		687 083
53	<b>Murmansk Region</b>	<b>1</b>	<b>676 089</b>
54	<b>Nizhni Novgorod Region</b>	<b>4</b>	<b>2 709 674</b>
	Nizhni Novgorod Region – Arzamasskaya		681 989
	Nizhni Novgorod Region – Kstovskaya		684 915
	Nizhni Novgorod Region – Nizhegorodskaya		668 939
	Nizhni Novgorod Region – Semyonovskaya		673 831
55	<b>Novgorod Region</b>	<b>1</b>	<b>529 736</b>
56	<b>Novosibirsk Region</b>	<b>3</b>	<b>2 120 641</b>
	Novosibirsk Region – Zayeltsovskaya		703 454
	Novosibirsk Region – Iskitimskaya		706 149
	Novosibirsk Region – Novosibirskaya		711 038
57	<b>Omsk Region</b>	<b>2</b>	<b>1 564 363</b>
	Omsk Region – Omskaya		823 974
	Omsk Region – Central		740 389
58	<b>Orenburg Region</b>	<b>2</b>	<b>1 651 136</b>
	Orenburg Region – Novotroitskaya		829 993
	Orenburg Region – Orenburgskaya		821 143
59	<b>Orel Region</b>	<b>1</b>	<b>659 163</b>
60	<b>Penza Region</b>	<b>1</b>	<b>1 122 968</b>
61	<b>Pskov Region</b>	<b>1</b>	<b>583 108</b>
62	<b>Rostov Region</b>	<b>5</b>	<b>3 306 028</b>
	Rostov Region – Volgodonskaya		666 260
	Rostov Region – Kamenskaya		654 568
	Rostov Region – Novocherkasskaya		658 110
	Rostov Region – Rostovskaya		653 040
	Rostov Region – Taganrogsкая		674 050
63	<b>Ryazan Region</b>	<b>1</b>	<b>956 193</b>
64	<b>Samara Region</b>	<b>3</b>	<b>2 516 304</b>
	Samara Region – Volzhskaya		819 418
	Samara Region – Samarskaya		858 670
	Samara Region – Togliattinskaya		838 216
65	<b>Saratov Region</b>	<b>3</b>	<b>2 006 419</b>
	Saratov Region – Balakovskaya		667 766
	Saratov Region – Balashovskaya		666 006

1	2	3	4
	Saratov Region – Saratovskaya		672 647
66	<b>Sakhalin Region</b>	<b>1</b>	<b>392 625</b>
67	<b>Sverdlovsk Region</b>	<b>5</b>	<b>3 471 977</b>
	Sverdlovsk Region – Kamensk-Uralskaya		676 970
	Sverdlovsk Region – Nizhnetagilskaya		700 710
	Sverdlovsk Region – Pervouralskaya		695 665
	Sverdlovsk Region – Serovskaya		677 488
	Sverdlovsk Region – Central		721 144
68	<b>Smolensk Region</b>	<b>1</b>	<b>816 933</b>
69	<b>Tambov Region</b>	<b>1</b>	<b>863 144</b>
70	<b>Tver Region</b>	<b>1</b>	<b>1 148 415</b>
71	<b>Tomsk Region</b>	<b>1</b>	<b>762 269</b>
72	<b>Tula Region</b>	<b>1</b>	<b>1 264 221</b>
73	<b>Tyumen Region</b>	<b>1</b>	<b>1 052 039</b>
74	<b>Ulyanovsk Region</b>	<b>1</b>	<b>1 069 987</b>
75	<b>The Chelyabinsk region</b>	<b>4</b>	<b>2 740 060</b>
	Chelyabinsk Region – Zlatoustovskaya		710 399
	Chelyabinsk Region – Kalininskaya		680 484
	Chelyabinsk Region – Kyshtymkaya		662 162
	Челябинская область – Magnitogorskaya		687 015
76	<b>Yaroslavl Region</b>	<b>1</b>	<b>1 057 130</b>
77	<b>The City of Moscow</b>	<b>10</b>	<b>7 056 093</b>
	The City of Moscow – Eastern		651 290
	The City of Moscow – Donskaya		699 650
	The City of Moscow – Kuntsevskaya		725 171
	The City of Moscow – Lyublinskaya		712 436
	The City of Moscow – Medvedkovskaya		656 953
	The City of Moscow – Tushinskaya		731 455
	The City of Moscow – Tsaritsynskaya		732 149
	The City of Moscow – Cental		669 085
	The City of Moscow – Cheryomushkinskaya		729 295
	The City of Moscow – Sheremetyevskaya		708 257
78	<b>The City of Saint Petersburg</b>	<b>5</b>	<b>3 703 469</b>
	The City of Saint Petersburg – Eastern		782 481
	The City of Saint Petersburg – Western		751 224
	The City of Saint Petersburg – Northern		752 907
	The City of Saint Petersburg – Central		711 643
	The City of Saint Petersburg – Southern		705 214
79	<b>Jewish Autonomous Region</b>	<b>1</b>	<b>131 362</b>
80	<b>Nenets Autonomous District</b>	<b>1</b>	<b>29 534</b>
81	<b>Khanty-Mansi Autonomous District – Yugra</b>	<b>1</b>	<b>1 025 516</b>
82	<b>Chukotka Autonomous District</b>	<b>1</b>	<b>37 286</b>
83	<b>Yamalo-Nenets Autonomous District</b>	<b>1</b>	<b>353 395</b>
<b>Total</b>		<b>151</b>	<b>108 153 615</b>

In 25 subjects of the Russian Federation, the number of parts of the territories which regional groups of candidates may correspond to equals 93

The number of subjects of the Russian Federation that are not divided into parts of the territory which regional groups of candidates may correspond to equals 58

*Annex 2 to Chapter 2*

**Data on the number  
of regional groups formed by political parties in the territories of subjects,  
groups of subjects, parts of the territories of subjects of the Russian Federation**

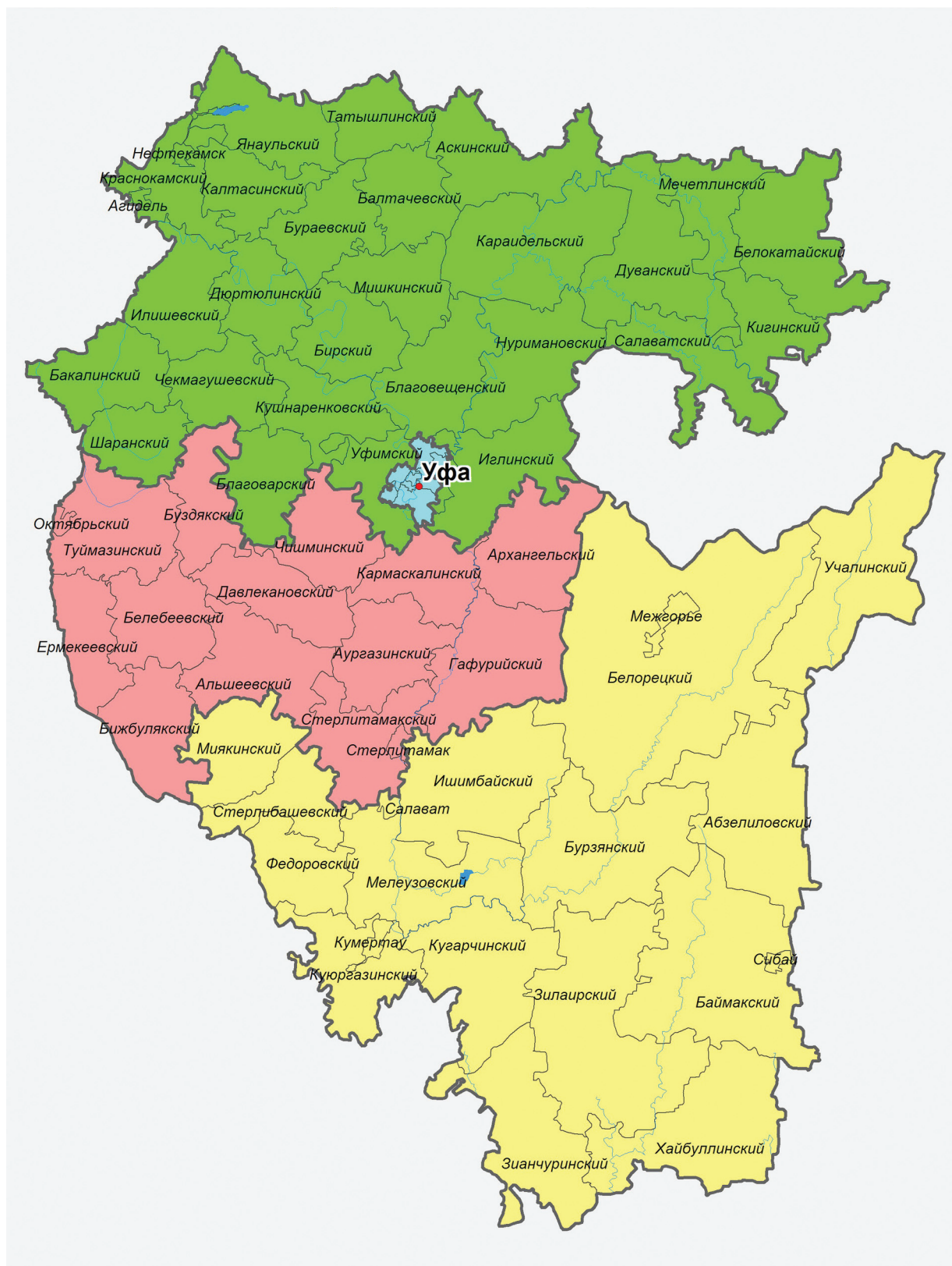
Item No.	Political parties	Number of regional groups formed within a territory			Total regional groups
		of subjects of the Russian Federation	of the group of subjects of the Russian Federation	partsterritories of subjects of the Russian Federation	
1	Political party JUST RUSSIA	44	14	15	73
2	Political Party Liberal Democratic Party of Russia	53	8	21	82
3	Political Party "Patriots of Russia"	76	2	5	83
4	Political Party "Communist Party of the Russian Federation"	51	14	8	73
5	Political Party "Russian United Democratic Party "Yabloko"	42	12	24	78
6	All-Russian Political Party "UNITED RUSSIA"	77	3	0	80
7	All-Russian Political Party "RIGHT CAUSE"	59	8	10	77

*Annex 3 to Chapter 2*

**Boundaries  
of 25 subjects of the Russian Federation to which regional groups of candidates may  
correspond in the course of election of deputies of the State Duma of the Federal  
Assembly of the Russian Federation on the Sixth Convocation**



## Republic of Bashkortostan



### Definitions of the parts of territories which regional groups of candidates can correspond to and their boundaries

- |  |  |
|--|--|
| <span style="color: green;">■</span> Republic of Bashkortostan – Birskaia      | <span style="color: pink;">■</span> Republic of Bashkortostan – Sterlitamakskaya |
| <span style="color: yellow;">■</span> Republic of Bashkortostan – Salavatskaya | <span style="color: blue;">■</span> Republic of Bashkortostan – Ufimskaya        |



## Republic of Dagestan



**Definitions of the parts of territories which regional groups of candidates can correspond to and their boundaries**

■ Republic of Dagestan – Derbentskaya

■ Republic of Dagestan – Mahachkalinskaya



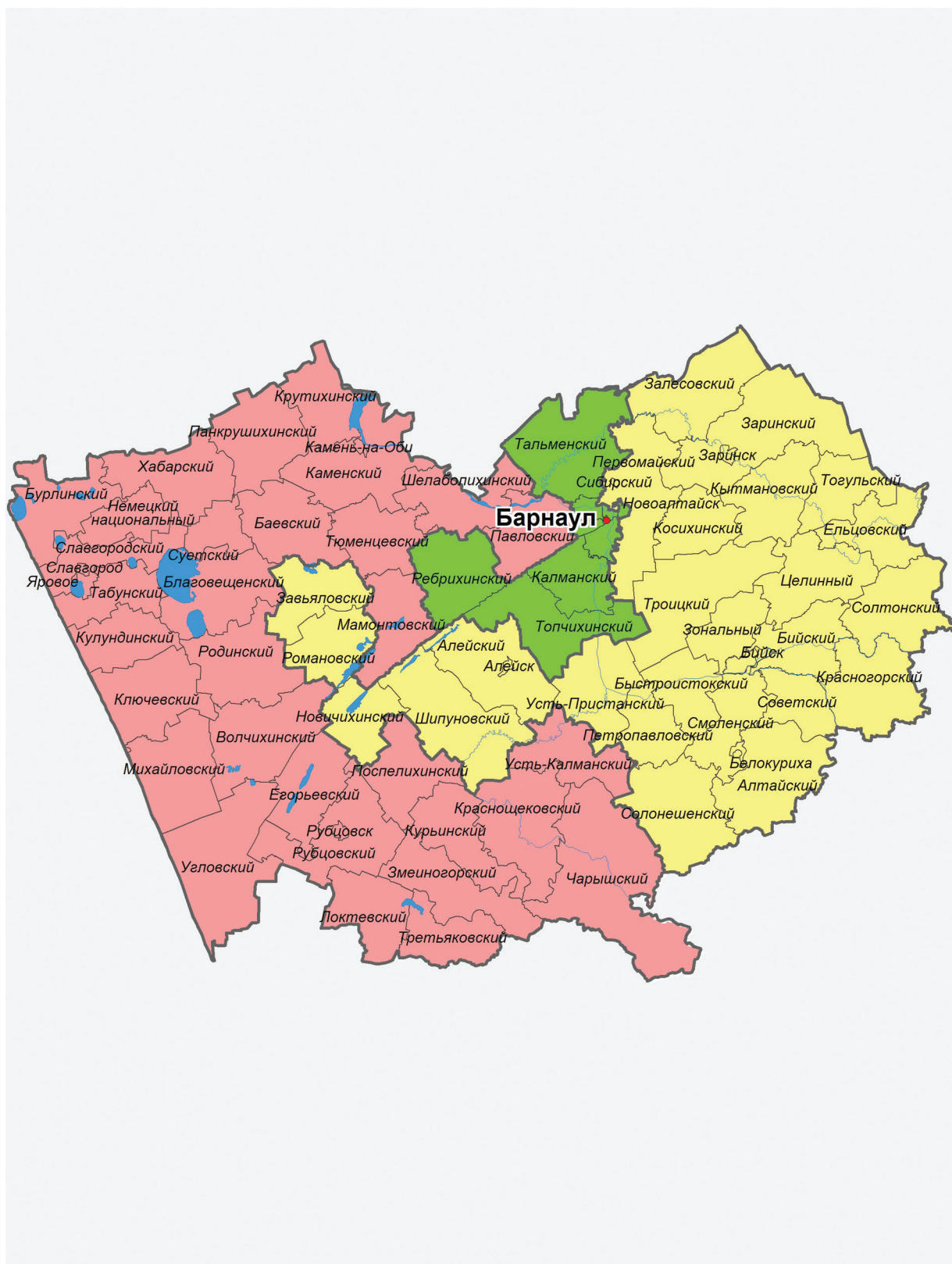
## Republic of Tatarstan (Tatarstan)



### Definitions of the parts of territories which regional groups of candidates can correspond to and their boundaries

- |   |  |
|---|--|
| <span style="color: green;">■</span> Republic of Tatarstan ( Tatarstan) – Moskovskaya             | <span style="color: red;">■</span> Republic of Tatarstan ( Tatarstan) – Neftenaya    |
| <span style="color: yellow;">■</span> Republic of Tatarstan ( Tatarstan) – Naberezhnochelninskaya | <span style="color: blue;">■</span> Republic of Tatarstan ( Tatarstan) – Centralnaya |

## Altai Territory



### Definitions of the parts of territories which regional groups of candidates can correspond to and their boundaries

Altai Territory – Rubtsovskaya

## Krasnodar Territory



**Definitions of the parts of territories which regional groups of candidates can correspond to and their boundaries**


- |   |   |   |
|---|---|---|
| <span style="color: green;">■</span> Krasnodar territory – Armavirskaya | <span style="color: red;">■</span> Krasnodar territory – Krasnodarskaya | <span style="color: purple;">■</span> Krasnodar territory – Sochinskaya |
| <span style="color: yellow;">■</span> Krasnodar territory – Kanevskaya  | <span style="color: blue;">■</span> Krasnodar territory – Krymskaya     |   |



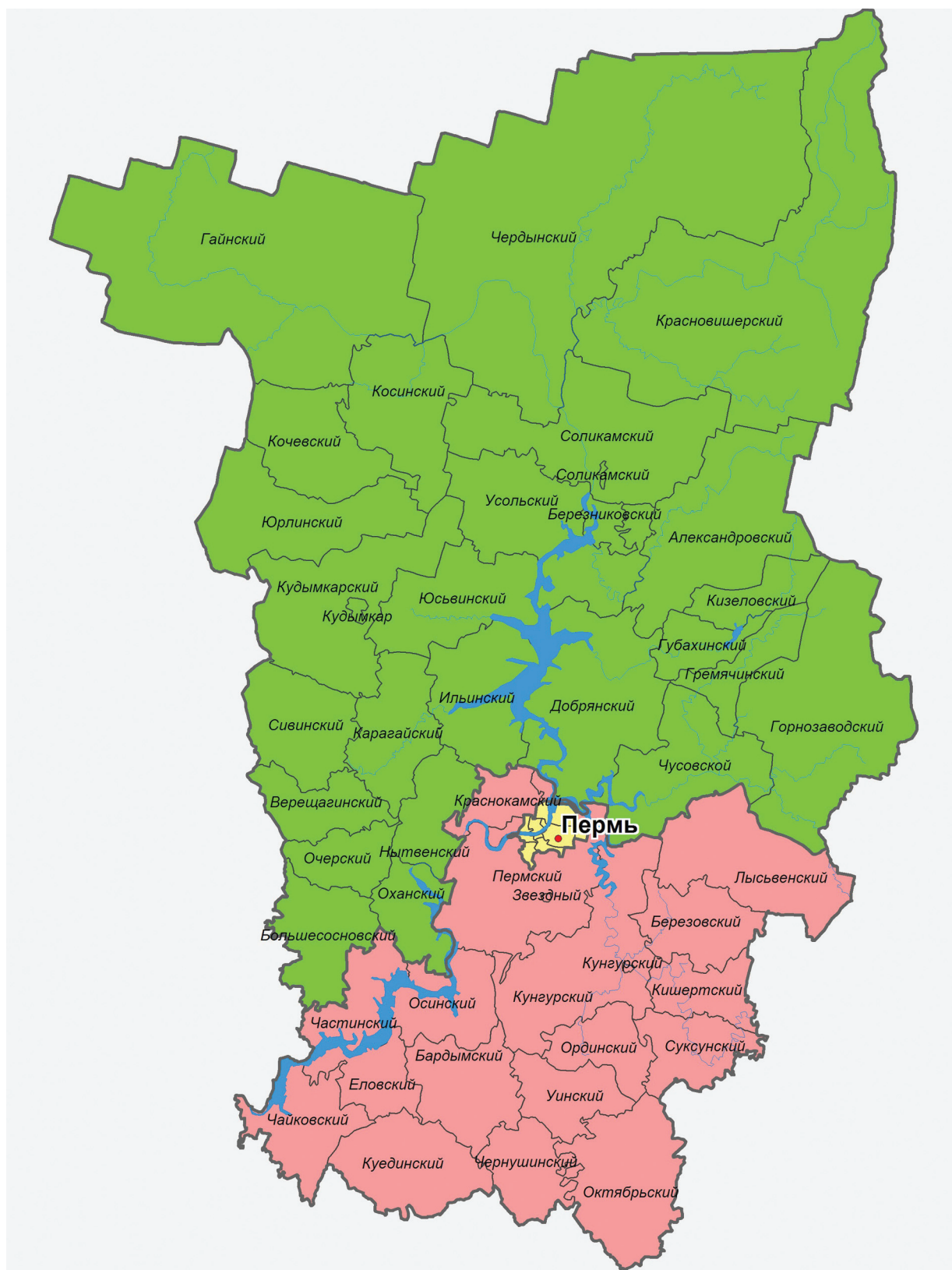
## Krasnoyarsk Territory



### Definitions of the parts of territories which regional groups of candidates can correspond to and their boundaries

-  Krasnoyarsk Territory – Achinsko-Minusinskaya
  Krasnoyarsk Territory – Krasnovarskaya
  Krasnoyarsk Territory – Norilsko-Kanskaya

## Perm Krai



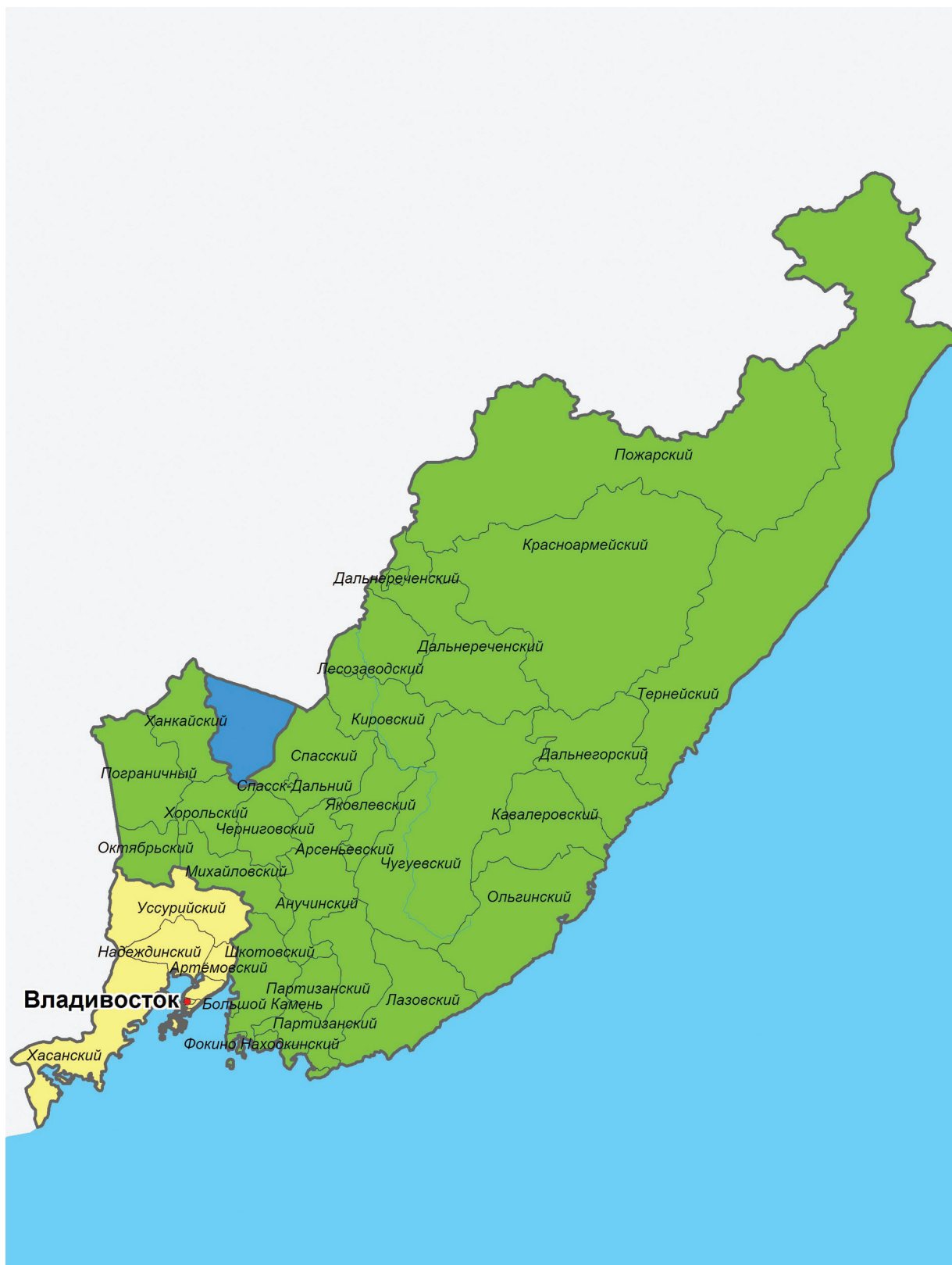
**Definitions of the parts of territories which regional groups of candidates can correspond to and their boundaries**

Perm Krai – Severnaya

Perm Krai – Centralnaya

Perm Krai – Yuzhnaya

## Primorsky Krai



**Definitions of the parts of territories which regional groups of candidates can correspond to and their boundaries**

Primorsky krai – Severnaya

Primorsky krai – Yuzhnaya

## Staropolsky Krai



**Definitions of the parts of territories which regional groups of candidates can correspond to and their boundaries**

■ Stavropol kray – Georgievskaya    
 ■ Stavropol kray – Piatigorskaya    
 ■ Stavropol kray – Stavropolskaya



## Volgograd Region

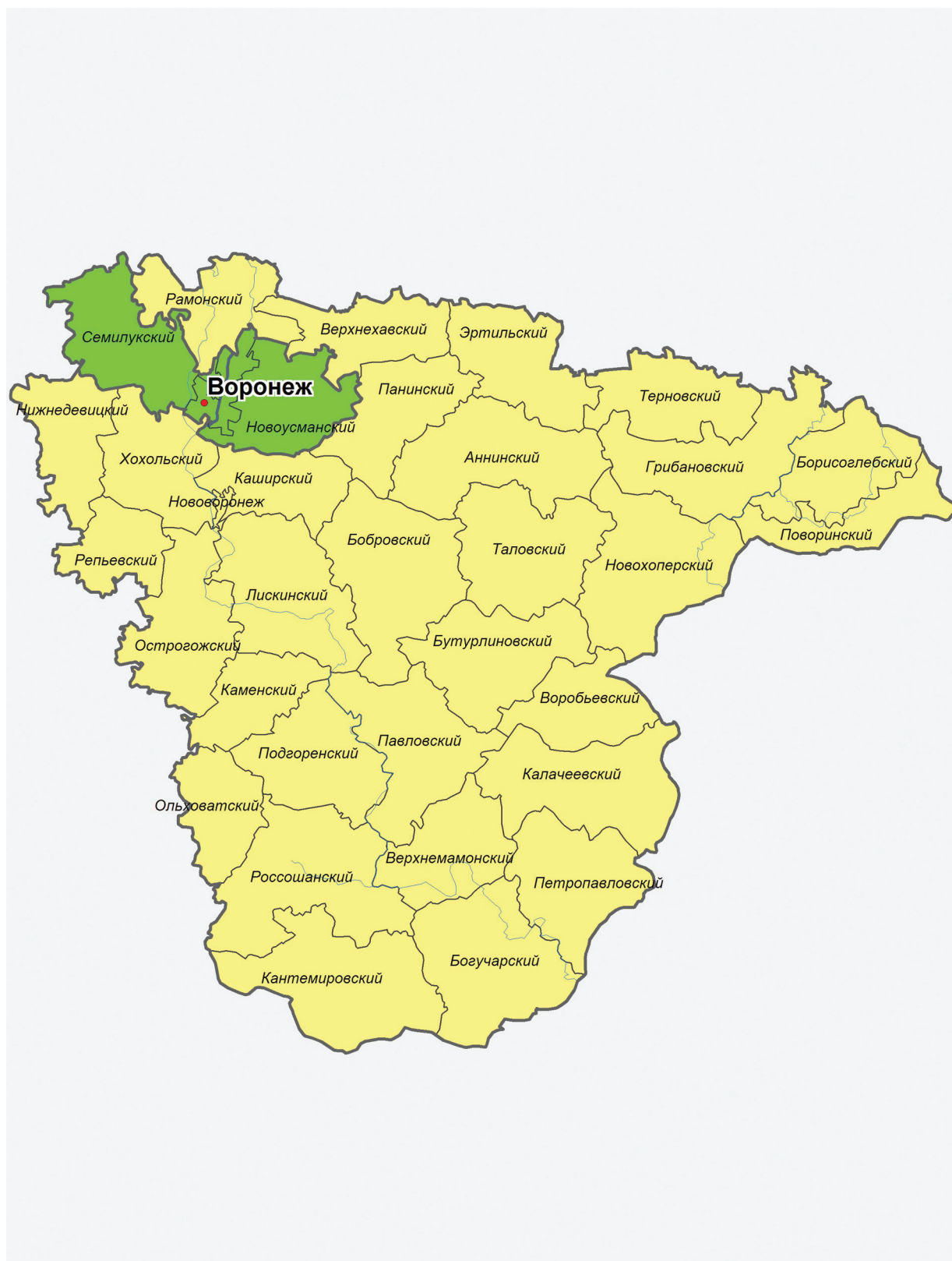


**Definitions of the parts of territories which regional groups of candidates can correspond to and their boundaries**

■ Volgograd region – Volgogradskaya 
 ■ Volgograd region – Volzhskaya 
 ■ Volgograd region –Mihailovskaya



## Voronezh Region

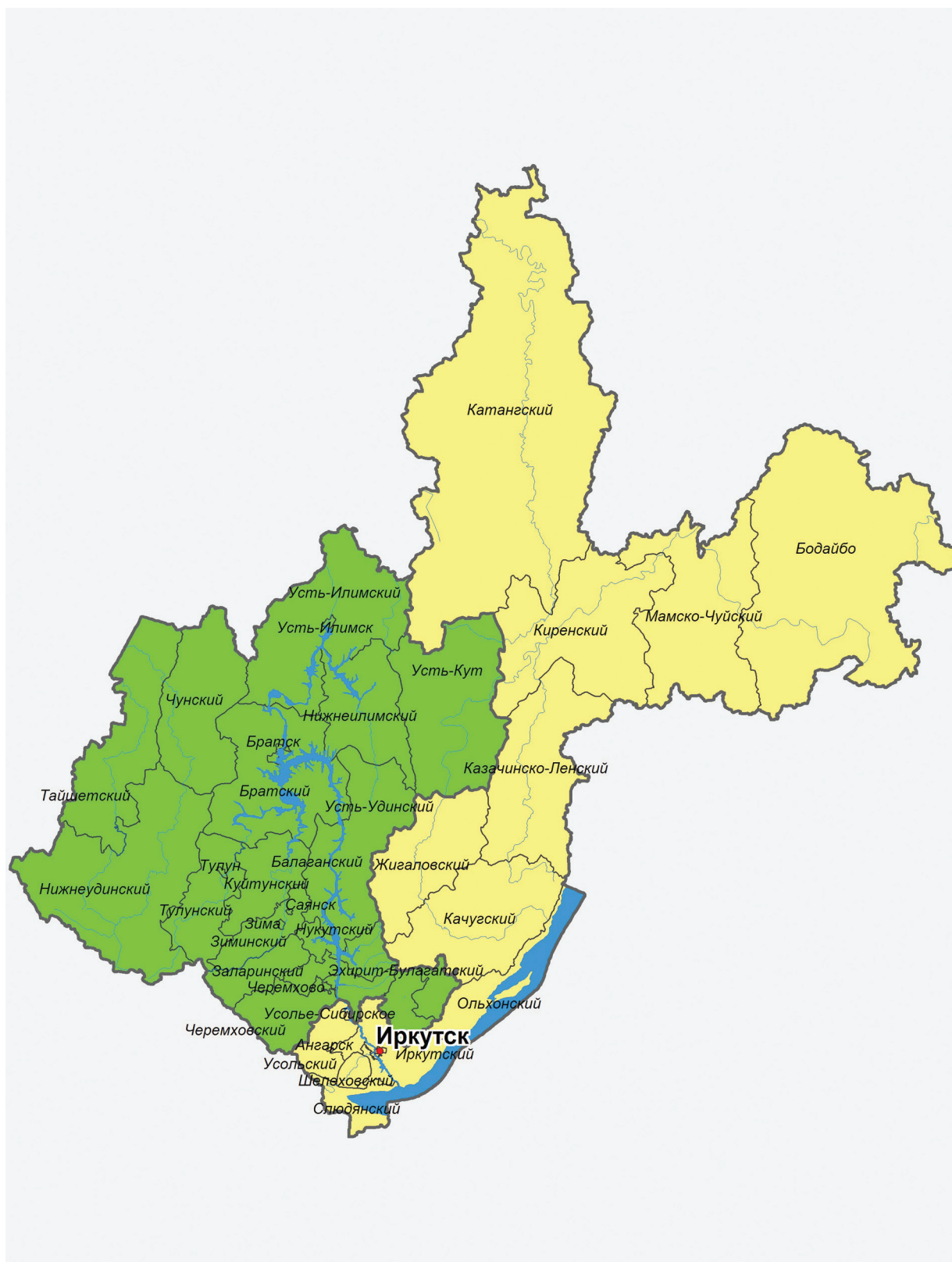


**Definitions of the parts of territories which regional groups of candidates can correspond to and their boundaries**

■ Voronezh region – Voronezhskaya

■ Voronezh region – Pavlovskaya

## Irkutsk Region

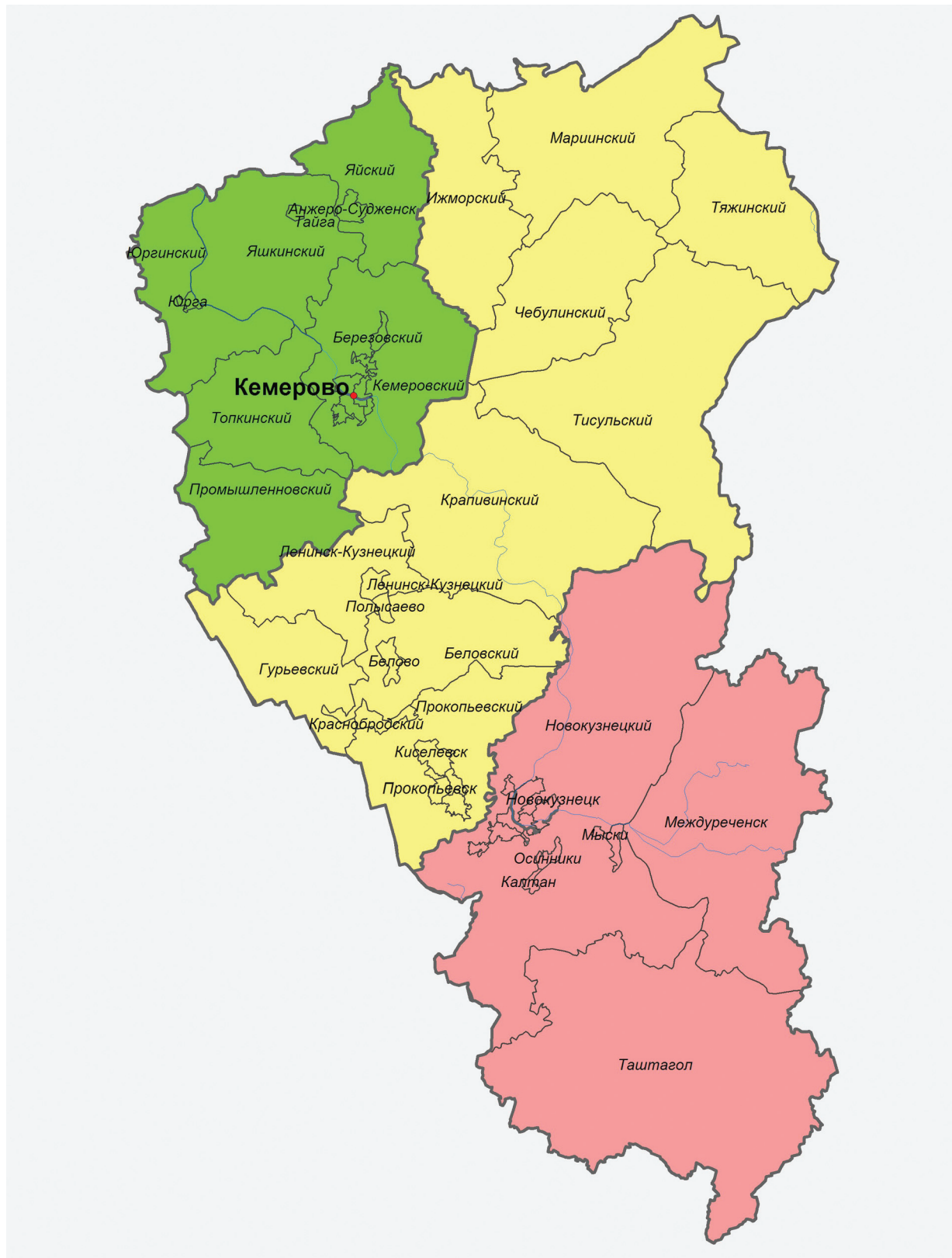


**Definitions of the parts of territories which regional groups of candidates can correspond to and their boundaries**

■ Irkutsk region – Bratskaaya

■ Irkutsk region – Irkutskaya

## Kemerovo Region



**Definitions of the parts of territories which regional groups of candidates can correspond to and their boundaries**

- |  |  |  |
|--|--|--|
| <span style="display: inline-block; width: 15px; height: 15px; background-color: #4CAF50; border: 1px solid black; margin-right: 5px;"></span> Kemerovo region – Kemerovskaaya | <span style="display: inline-block; width: 15px; height: 15px; background-color: #FFEB3B; border: 1px solid black; margin-right: 5px;"></span> Kemerovo region – Leninsk-Kuznetskaya | <span style="display: inline-block; width: 15px; height: 15px; background-color: #F8BBD0; border: 1px solid black; margin-right: 5px;"></span> Kemerovo region – Novokuznetskaya |
|--|--|--|

## Moscow Region



**Definitions of the parts of territories which regional groups of candidates can correspond to and their boundaries**

- |   |   |  |   |
|---|---|--|---|
| <span style="color: green;">■</span> Moscow region – Dmitrovskaya | <span style="color: pink;">■</span> Moscow region – Kolomenskaya      | <span style="color: purple;">■</span> Moscow region – Noginskaya   | <span style="color: lightpurple;">■</span> Moscow region – Serpuhkovskaya |
| <span style="color: yellow;">■</span> Moscow region – Istrinskaya | <span style="color: lightblue;">■</span> Moscow region – Luberetskaya | <span style="color: darkblue;">■</span> Moscow region – Podolskaya | <span style="color: lightgreen;">■</span> Moscow region – Hkiminskaya     |



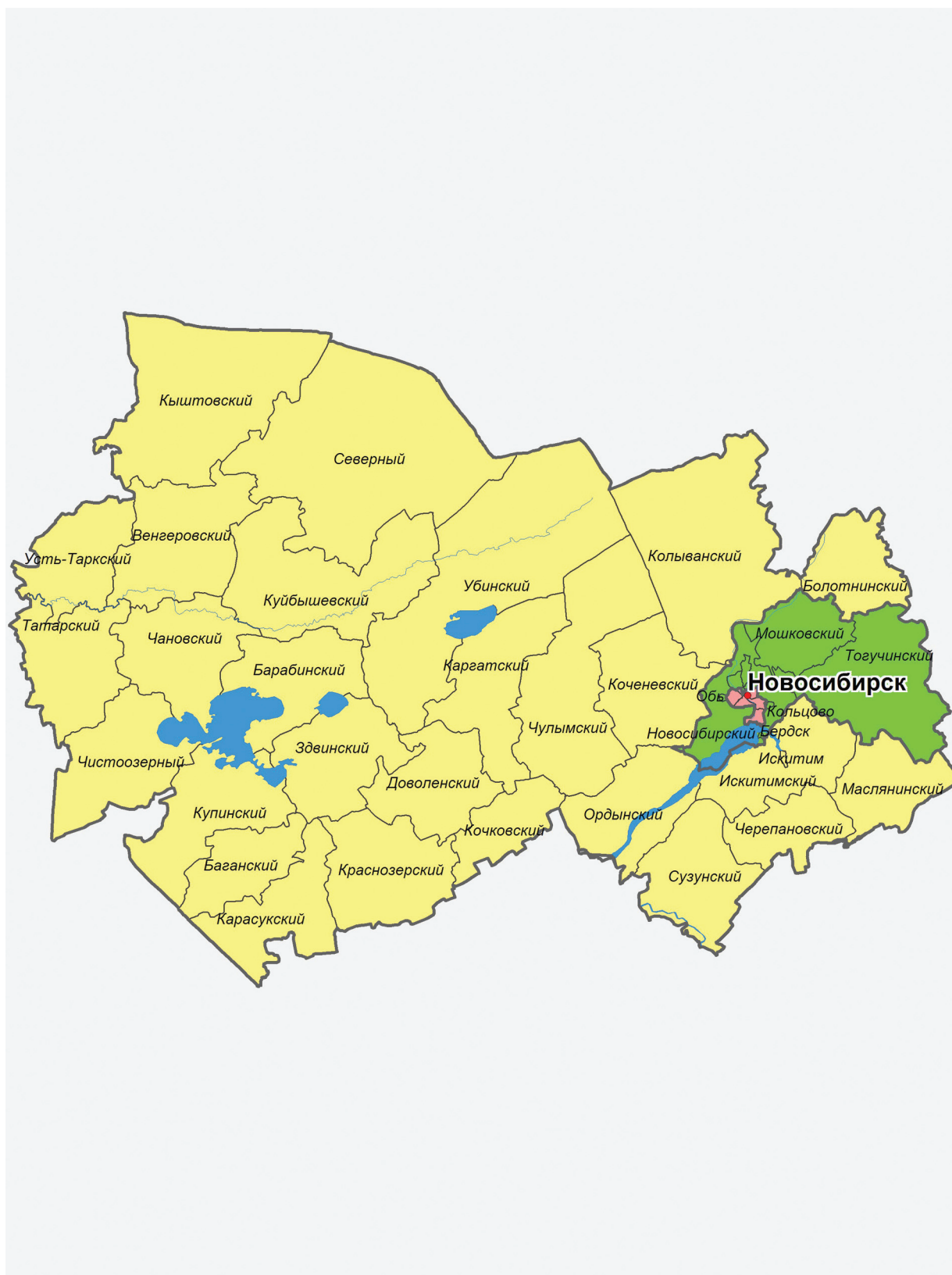
# Nizhni Novgorod Region



Definitions of the parts of territories which regional groups of candidates can correspond to and their boundaries

- Nizhni Novgorod Region – Arzamaskaya
- Nizhni Novgorod Region – Kstovskaya
- Nizhni Novgorod Region – Nizhegorodskaya
- Nizhni Novgorod Region – Semyonovskaya

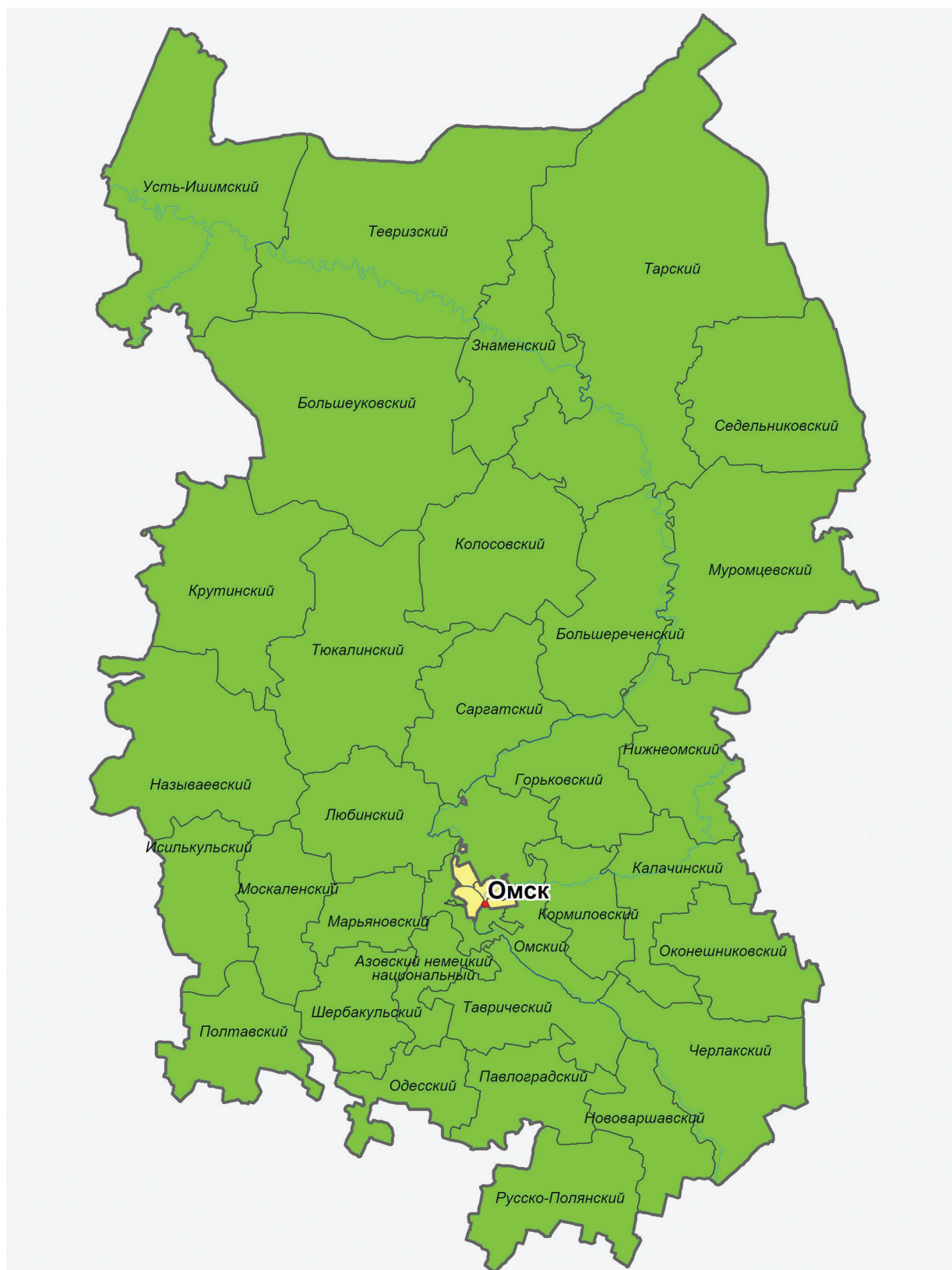
## Novosibirsk Region



### Definitions of the parts of territories which regional groups of candidates can correspond to and their boundaries

■ Novosibirsk region – Zael'tsevs'kaya   ■ Novosibirsk region – Iskitim'skaya   ■ Novosibirsk region – Novosibirskaya

## Omsk Region



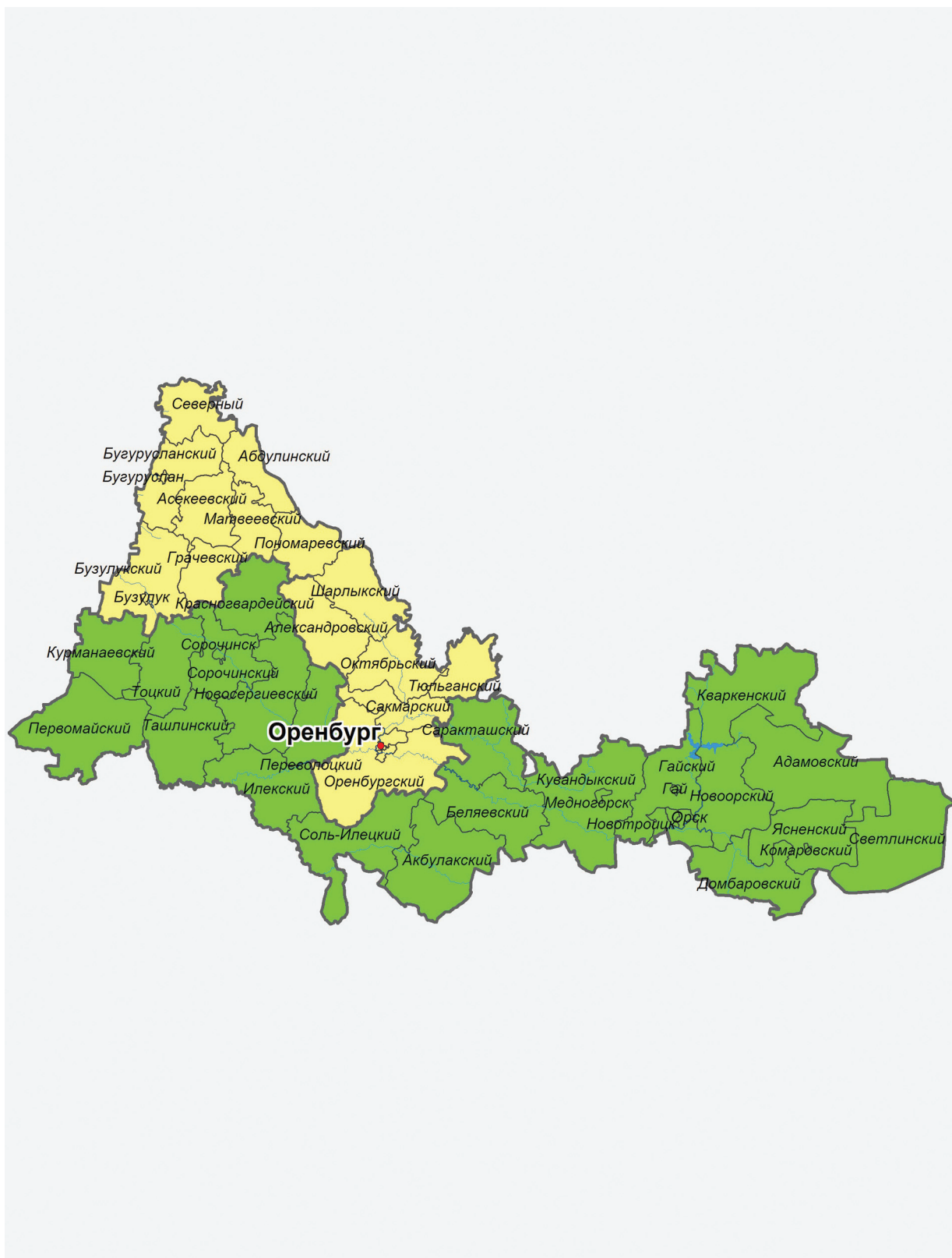
**Definitions of the parts of territories which regional groups of candidates can correspond to and their boundaries**

■ Omskaya region – Omskaya

■ Omskaya region – Centralnaya



## Orenburg Region

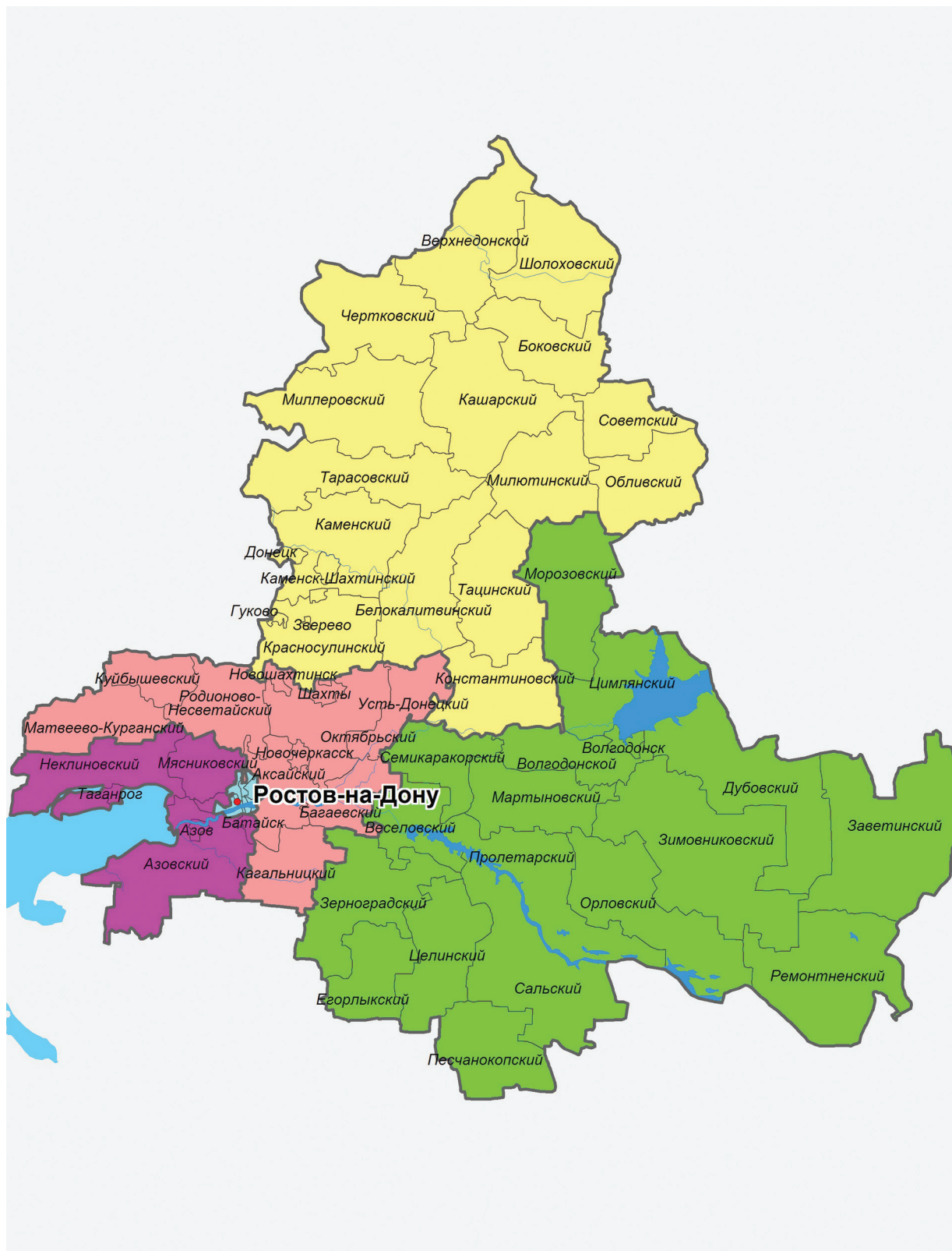


**Definitions of the parts of territories which regional groups of candidates can correspond to and their boundaries**

■ Orenburg region – Novotroitskaya

■ Orenburg region – Orenburgskaya

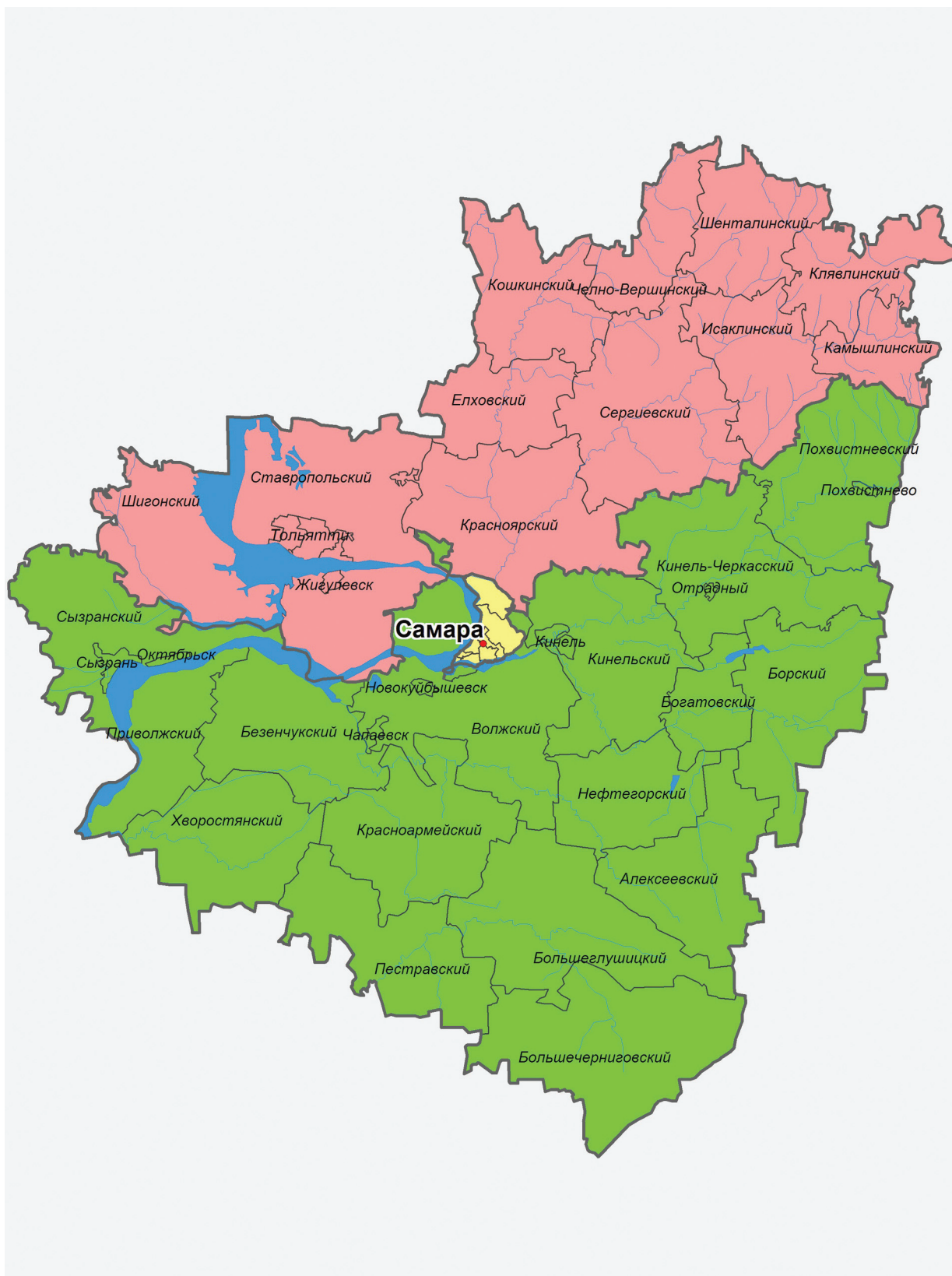
## Rostov Region



### Definitions of the parts of territories which regional groups of candidates can correspond to and their boundaries

- |   |  |  |
|---|--|--|
| <span style="color: green;">■</span> Rostovskaya region – Волгоградская | <span style="color: red;">■</span> Rostovskaya region – Novocherkasskaya | <span style="color: purple;">■</span> Rostovskaya region – Taganrogskaya |
| <span style="color: yellow;">■</span> Rostovskaya region – Kamenskaya   | <span style="color: blue;">■</span> Rostovskaya region – Rostovskaya     |  |

## Samara Region



**Definitions of the parts of territories which regional groups of candidates can correspond to and their boundaries**

Samara region – Vorzhskaya

Samara region – Samarskaya

Samara region – Toliattinskaya

## Saratov Region



Definitions of the parts of territories which regional groups of candidates can correspond to and their boundaries

■ Saratov region – Balakovskaya    ■ Saratov region – Balashovskaya    ■ Saratov region – Saratovskaya



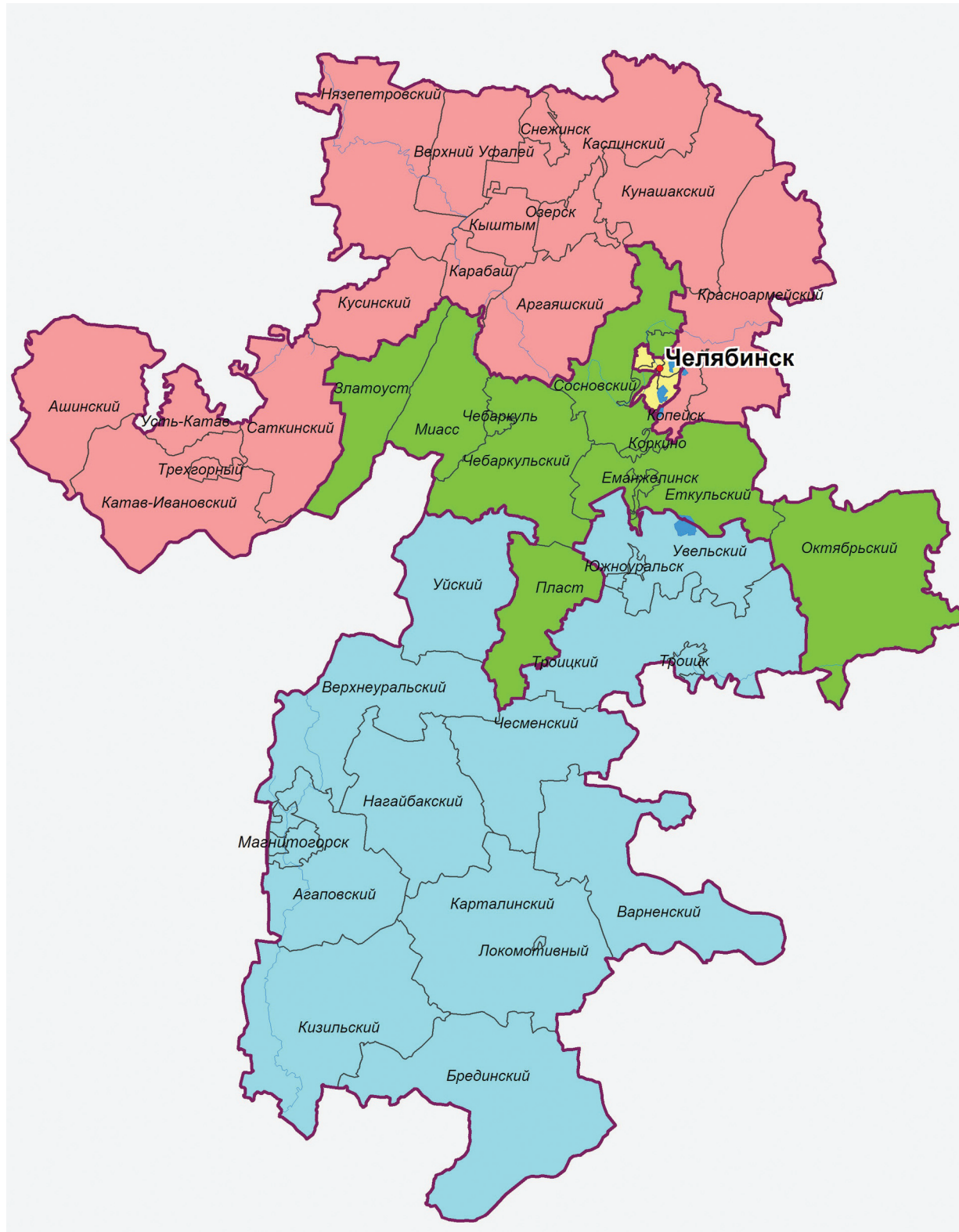
## Sverdlov Region



### Definitions of the parts of territories which regional groups of candidates can correspond to and their boundaries

- Sverdlov region – Kamensk-Uralskaya
  Sverdlov region – Pervouralskaya
  Sverdlov region – Centralnaya
- Sverdlov region – Nizhnetagilskaya
  Sverdlov region – Serovskaya

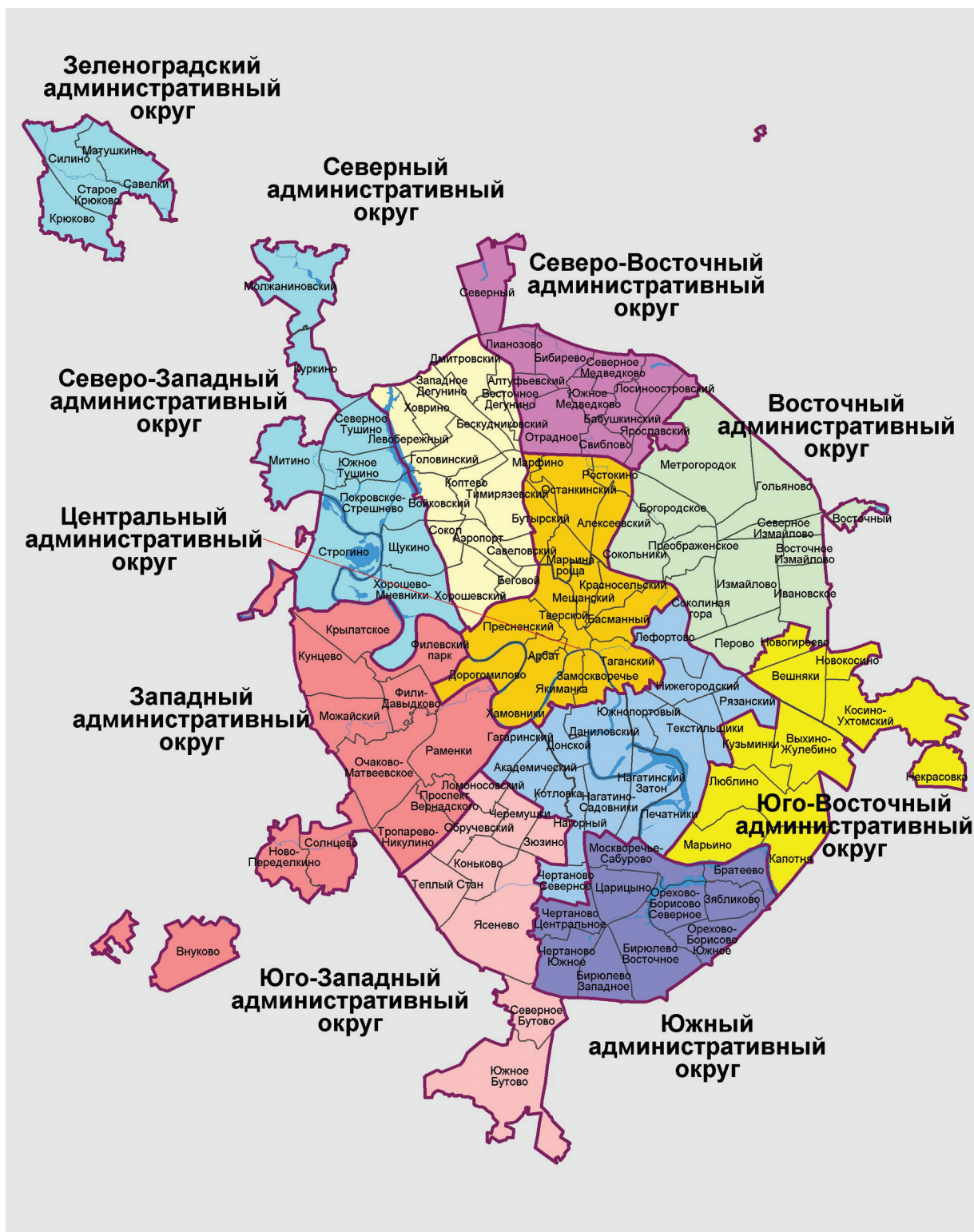
## Chelyabinsk Region



**Definitions of the parts of territories which regional groups of candidates can correspond to and their boundaries**

- |   |   |  |  |
|---|---|--|--|
| <span style="color: green;">■</span> Chelyabinsk region – Zlatoustovskaya | <span style="color: yellow;">■</span> Chelyabinsk region – Kalininskaya | <span style="color: red;">■</span> Chelyabinsk region – Kushtumskaya | <span style="color: blue;">■</span> Chelyabinsk region – Magnitigorskaya |
|---|---|--|--|

## Moscow City

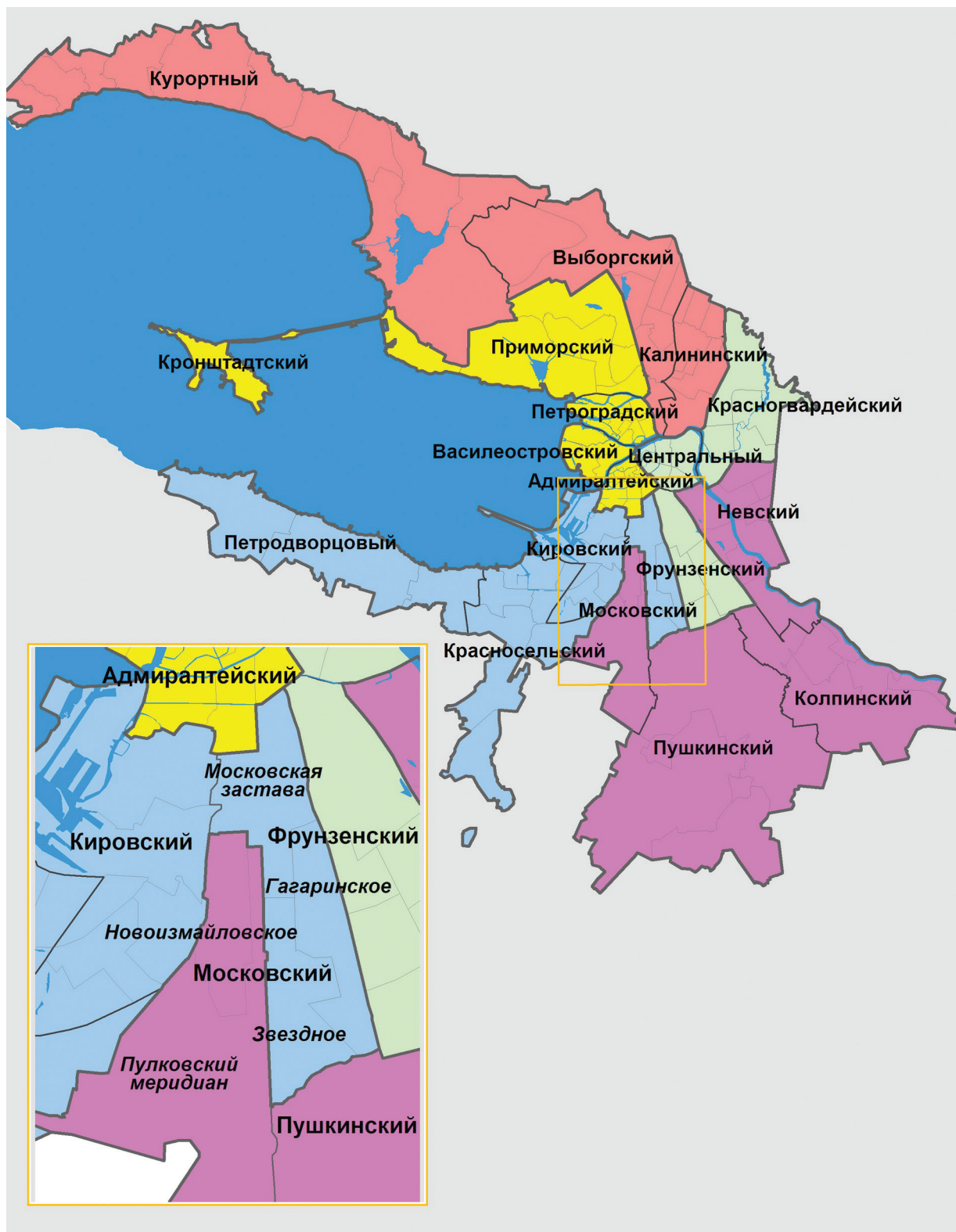


Definitions of the parts of territories which regional groups of candidates can correspond to and their boundaries

Moscow City – Vostochnaya	Moscow City – Lublinskaya	Moscow City – Tsaritsunskaya	Moscow region – Serpuhkovskaya
Moscow City – Donskaya	Moscow City – Medvedkovskaya	Moscow City – Centralnaya	
Moscow City – Kuntcevskaya	Moscow City – Tushinskaya	Moscow City – Cheryomushkinskaya	



## Saint-Petersburg



### Definitions of the parts of territories which regional groups of candidates can correspond to and their boundaries

- |   |  |  |
|---|--|--|
| <span style="color: green;">■</span> Saint-Petersburg – Vostochnaya | <span style="color: red;">■</span> Saint-Petersburg – Severnaya      | <span style="color: purple;">■</span> Saint-Petersburg – Uzhnaya |
| <span style="color: blue;">■</span> Saint-Petersburg – Zapadnaya    | <span style="color: yellow;">■</span> Saint-Petersburg – Centralnaya |  |

## Chapter 3.

### Exercise of control over exercise of electoral rights of the citizens of the Russian Federation

#### 3.1.Registration (accounting) of voters. Lists of voters

Registration (accounting) of voters within the Russian Federation shall be in accordance with the Federal Law “On Basic Guarantees of Electoral Rights and Right to Participate in a Referendum of the Russian Federation”, which establish key duties of election commission, state authorities, local self-government authorities participating in the system of state registration (accounting) of voters or referendum participants; Regulation on the State System for Registration (Accounting) of Voters or Referendum Participants in the Russian Federation approved by the resolution of CEC of Russia No. 134/937-2 of November 6, 1997 (as amended by Russian CEC resolutions No. 164/1084-4 of December 29, 2005, No. 138/1017-5 of November 19, 2008 and No. 232/1517-5 of December 22) regulating the procedure for registration (accounting) of voters or referendum participants, establishing the number of registered voters or referendum participants and maintenance of the voters or referendum participants registry.

Moreover, the matters of organization of the State System for Registration (Accounting) of Voters or Referendum Participants within the subjects of the Russian Federation shall be determined by supreme officers (heads of supreme executive bodies) of the subjects of the Russian Federation, electoral commissions of the subjects of the Russian Federations, heads of local administrations of townships and municipal districts.

In the course of registration (accounting) of voters or referendum participants, maintenance and use of the Registry of voters or referendum participants, requirements of the federal laws “On State Automated System “Vybory”, “On Information, Information Technologies and Protection of Information”, “On Personal Data”, as well as regulations of the CEC of Russia shall be taken into account.

In accordance with the laws, within the Russian Federation, voters shall be registered (accounted) by heads of administrations of municipal districts, town-

ships, inner territories of federal cities (head of territorial executive authority of a federal city), commanders of military units.

The basis for registration (accounting) of voters within the municipal entity shall be the fact of residence (or the fact of temporary sojourn for displaced persons) of voters within the relevant territory. This fact shall be established based on data provided by authorities registering citizens of the Russian Federation at places of their sojourn or residence within the Russian Federation.

According to clause 2.4 of the Resolution on the State System of Registration (Accounting) of Voters or Referendum Participants within the Russian Federation, a citizen shall be deemed a voter or referendum participant within the relevant territory due to:

- becoming 18 years old; registration of a citizen having become 18 years old at its place of residence (or temporary sojourn for displaced persons) within the territory;

- inclusion of conscripts into lists of personnel of military units based on orders of commanders of military units (enrollment to military education institutions based on orders of heads of military education institutions);

- constant residence within a foreign state or long foreign trip as based upon the consular accounting data;

- enactment of judgments on recognition of citizens legally capable, if such citizens previously have been recognized legally incapable military registration upon completion of conscription in case the citizen's place of residence is located within the relevant territory;

- completion of serving the imprisonment sentence by the citizen, in case its place of residence is within the relevant territory.

The citizen shall be excluded from the voters or referendum participants within the relevant territory due to:

- de-registration at the place of residence (or temporary sojourn for displaced persons), including in connection with commencement of the court judgment on recognition of the citizen missing;

conscription of the citizen residing within the relevant territory to military service;

serving the imprisonment penalty under the court sentence;

commencement of the court decision on recognition legally incapable;

termination of the citizenship of the Russian Federation;

death or court's declaring deceased.

As per the data of the State System for Registration of Voters or Referendum Participants, within the Russian Federation as of July 01, 2010, 108,156,056, as of January 1, 2011 108,218,024 and as of July 1, 2011 108,153,615 voters or referendum participants were registered respectively (Annex 1 to Chapter 3).

The legal grounds for drafting, clarifying or using the voters lists at the election of deputies of the State Duma of the Federal Assembly of the Russian Federation on the Sixth convocation were as follows:

Articles 15, 16 and 17 of the Federal Law "On the Election of Deputies of the State Duma of the Federal Assembly of the Russian Federation";

Instruction on drafting, clarifying and using voters lists at the election of deputies of the State Duma of the Federal Assembly of the Russian Federation on the Sixth convocation approved by resolution of the CEC of the Russian Federation No. 20/216-6 of July 14, 2011.

In accordance with the above regulations, lists of voters were compiled based on data provided by:

heads of local administrations of municipal districts, townships, heads of district administrations of Moscow, heads of district administrations of Saint-Petersburg;

commanders of military units (in relation to data on military men and other voters residing within military units dislocations), including military units dislocated outside the Russian Federation;

heads of educational institutions (in relation to voters studying intramurally and registered at the place of sojourn at the hostels);

heads of institutions where voters reside temporarily (hospitals, sanatoria, rest homes, etc.);

ship captains, heads of polar stations.

The grounds for inclusion into the list of voters at a specific election precinct shall be as follows: the fact of the location of the place of residence (or place of sojourn for displaced persons) within the election precinct's territory;

the fact of location of the place of sojourn within the election precinct territory in relation to voters

studying intramurally and registered at the place of sojourn at the hostels; presentation of absentee certificate; personal application in writing submitted to the election commission not later than three days before the voting date in relation to voters incapable of receiving absentee certificates and located at places of temporary sojourn, working at continuous production enterprises, as well as voters out of military men located outside the dislocation of their military unit;

personal application submitted to the precinct electoral commission in relation to voters having no registration at the place of residence within the Russian Federation, as well as voters voting at electoral districts formed outside the Russian Federation.

In the course of preparing to and conducting election of deputies of the State Duma of the Federal Assembly of the Russian Federation, Internet services were provided at the CEC of Russia web site allowing users to obtain information on their election precincts, as well as inclusion of them into the voters lists at relevant election precincts.

This opportunity was used by 348,193 people.

Also, for the first time at the election of deputies of the Sixth State Duma of the Federal Assembly of the Russian Federation, territorial election commissions were given an opportunity to transmit in automated mode via SAS "Vybery" information on inclusion of voters into lists of voters at places of their temporary sojourn to places of their residence.

As per the protocol of the Central Election Commission of the Russian Federation on election of deputies of the State Duma of the Federal Assembly of the Russian Federation on the Sixth convocation, the number of voters included into voters lists amounted to 109,237,780, of which 108,900,782 within the Russian Federation (data on changes of the number of voters included into voters lists at the election of the Deputies of the State Duma of the Federal Assembly of the Russian Federation on the Fourth, Fifth and Sixth Convocation are provided in annex 2 to chapter 3, and data on changes of the number of voters in the course of preparing to and conducting election of deputies of the State Duma of the Federal Assembly of the Russian Federation on the Sixth convocation are provided in annex 3 to chapter 3).

### 3.2. Voters' Activity

65,774,462 voters or 60.21 of the number of voters included into the lists at election precincts

(including 65,464,298 voters within the Russian Federation, and 310,164 voters outside it) took part in election of the State Duma of the Federal Assembly of the Russian Federation on the Sixth convocation. In 2007, the number of voters participating in election of the State Duma deputies amounted to 69,609,446, which is 834,984 voters more than in 2011.

In five subjects of the Russian Federation the voter turnout exceeded 90 per cent (fig. 3.1), in thirteen of them it amounted to 70 to 90 per cent, and 60 to 70 in 13 more, and in 52 from the minimum of 47.09 to 59.92 per cent. Voter turnout in the City of Baikonur amounted to 53 per cent, while within the territories outside the Russian Federation, it amounted to 94.05 per cent.

In comparison with 2007, the total voter turnout in the Russian Federation has decreased by 3.57 per cent. Data on participation of voters in election of deputies of the State Duma in 1999, 2003, 2007 and 2011 are shown in fig. 3.2.

In 20 subjects of the Russian Federation, the growth of voters' activity has been noted within the range of 0.01 per cent (the Chechen Republic) to 25.46 (the Republic of Northern Ossetia – Alania). In 12 subjects of the Russian Federation, the activity decreased by more than 10 per cent (maximum was in Kirov Region and amounted to 17.10 per cent) (figs. 3.3, 3.4).

Information on activity of voters having participated in election of deputies of the State Duma in 2011 for federal districts of the Russian Federation and in comparison with 2007 election are shown in fig. 3.5, data on voters activity for the reporting periods are detailed in annex 4 to chapter 3, and comparative data on the voters' activity in the subjects of the Russian Federation on December 2, 2007 and December, 2011 in annex 5 to chapter 3.

### **3.3.Ensuring exercise of electoral rights of specific groups of citizens**

One of the primary tasks of the election commissions in the course of conducting election of deputies of the State Duma of the Federal Assembly of the Russian Federation on the Sixth convocation was to ensure exercise of electoral rights by the citizens on the election day located in temporary sojourn locations: hospitals, places of imprisonment, ships at sea, railway stations, airports, polar stations, military men, disabled persons, as well as Russian

voters outside the Russian Federation. The arrangers of voters paid due attention to resolution of this problem.

#### **3.3.1.Voting by Military men**

In accordance with part 5 of article 13 of the Federal Law “On Election of Deputies of the State Duma of the Federal Assembly of the Russian Federation” (the Federal Law on Election of Deputies”), the military-men, members of their families, civilian personnel of the Armed Forces of the Russian Federation have exercised their constitutional rights at common election precincts formed within Russia.

Voting by military men, members of their families and other voters residing within dislocations of military units at common election precincts were arranged by territorial election commissions in cooperation with commanders of military units located within the relevant territory. In accordance with the legislation, for the purposes of arranging voting by military men at common election precincts, precinct and relevant territorial election commissions included representatives of military units as commission members with a casting vote.

Within the territories of military units located in isolated and remote areas, election precincts were formed by commanders of such military units by resolution of election commissions of the subjects of the Russian Federation.

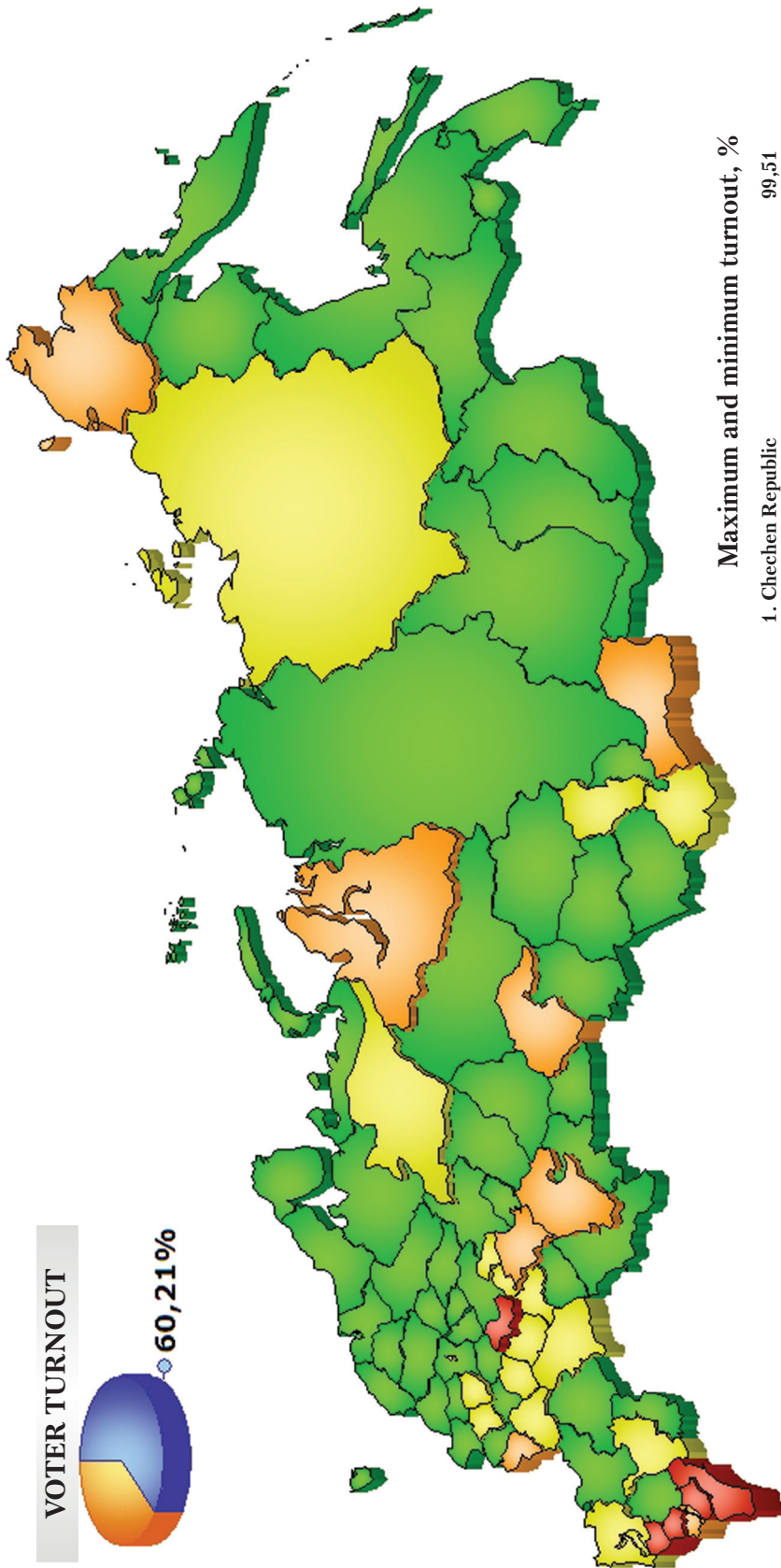

Military men serving in remote garrisons and outside the Russian Federation, as well as civilian personnel and members of their families voted at election precincts formed directly within military units. In totality, 160 such election precincts were formed, of which 31 were formed outside the Russian Federation. During the 2007 election of deputies of the Fifth State Duma of the Federal Assembly of the Russian Federation, 152 election precincts were formed within military units, of which 46 were formed outside the Russian Federation.

Commanders of military units provided premises for precinct electoral commission and premises for voting outside secure facilities while granting access to such premises to all persons entitled thereto, as well as observers, foreign (international) observers and mass media representatives under the procedure provided for by Article 29 of the Federal Law on election of deputies, but subject to compliance with prescriptions of other federal laws and regulations regulating the operations of military units.



The Election of the Deputies of the State Duma of the Russian Federation on the Sixth Convocation

VOTER TURNOUT



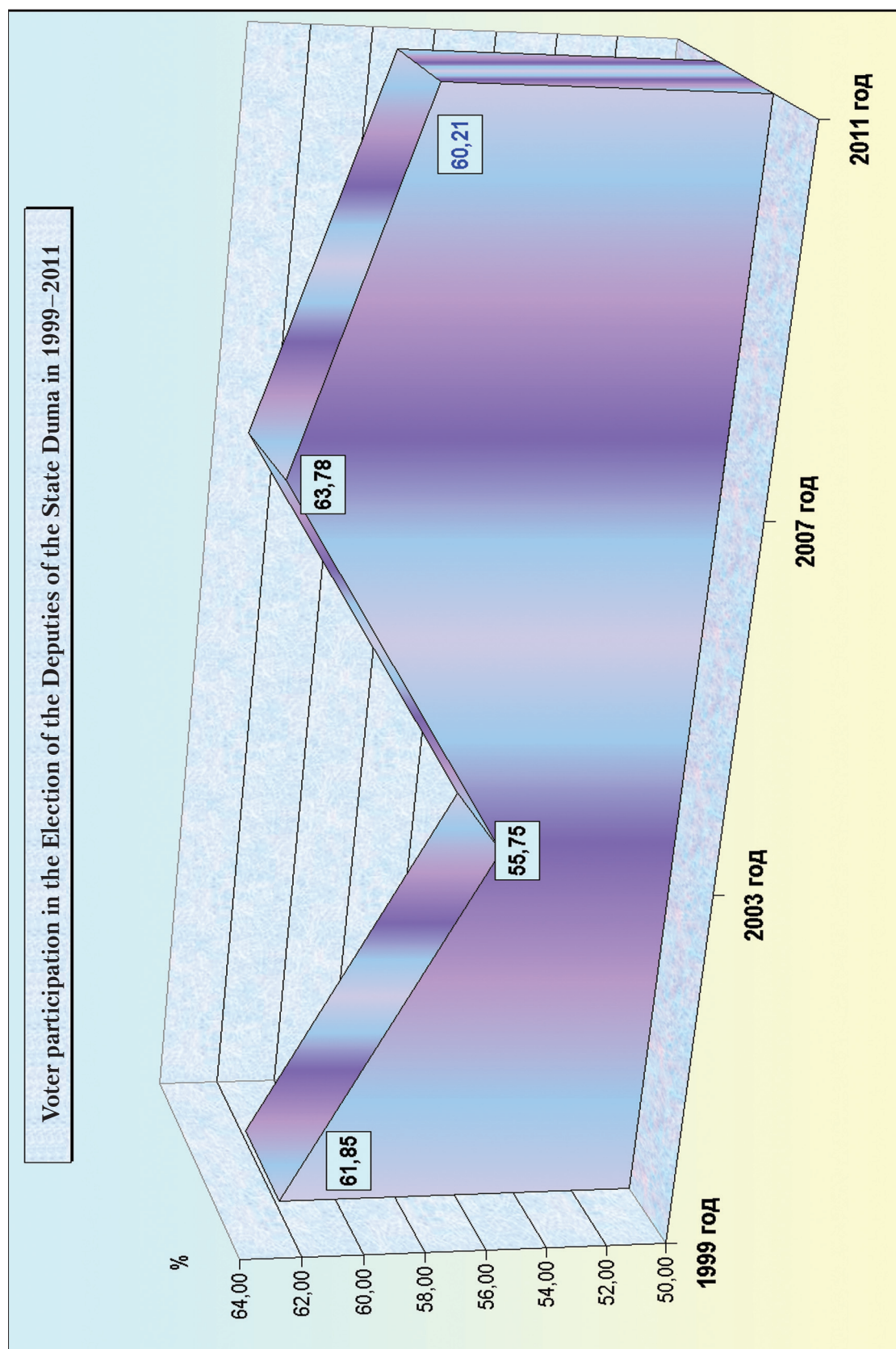
Maximum and minimum turnout, %

1. Chechen Republic	99,51
2. Kabardino-Balkaria Republic	98,38
3. Perm Krai	48,10
4. Irkutsk oblast	47,10

Voter TURNOUT, %

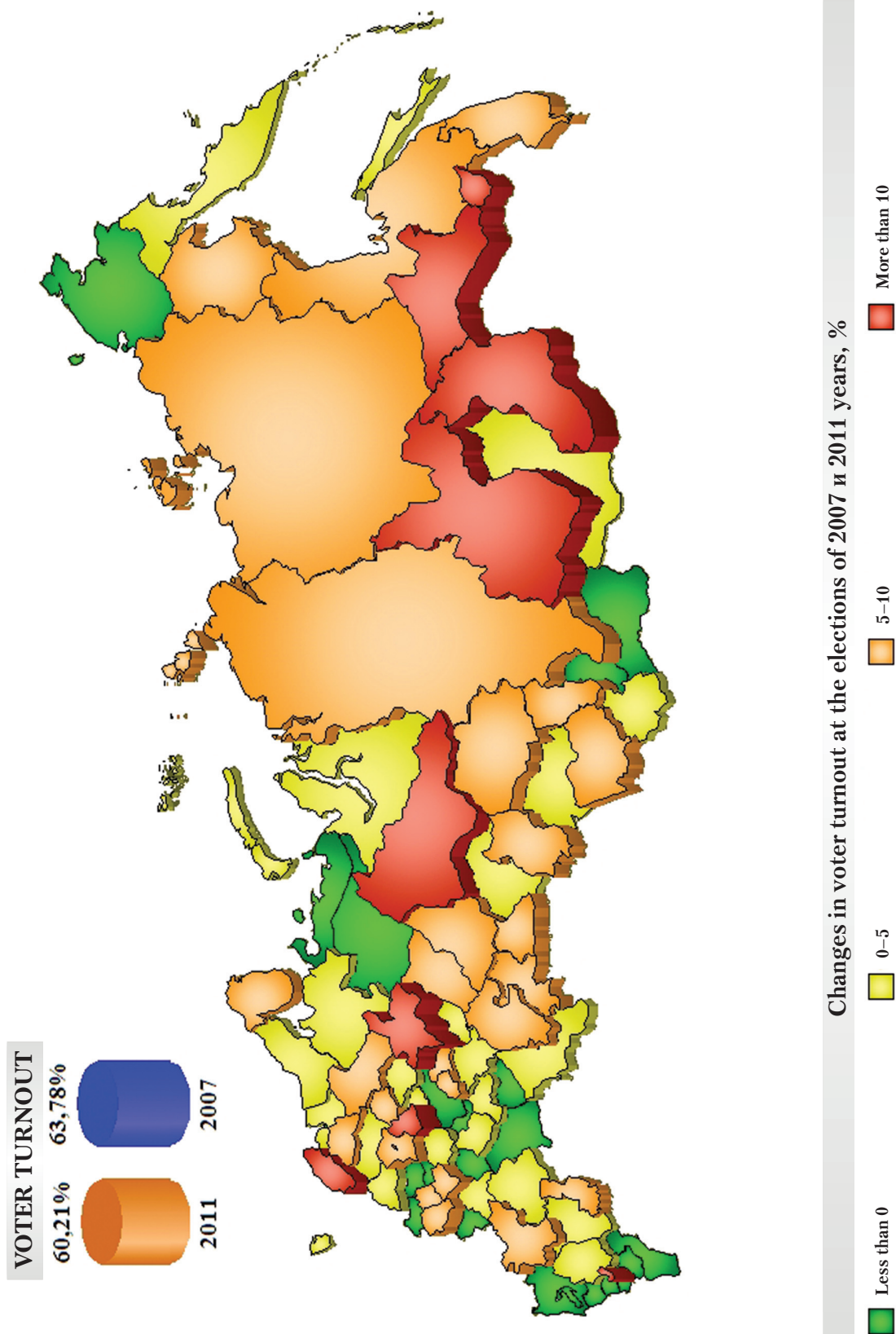


Pic. 3.1



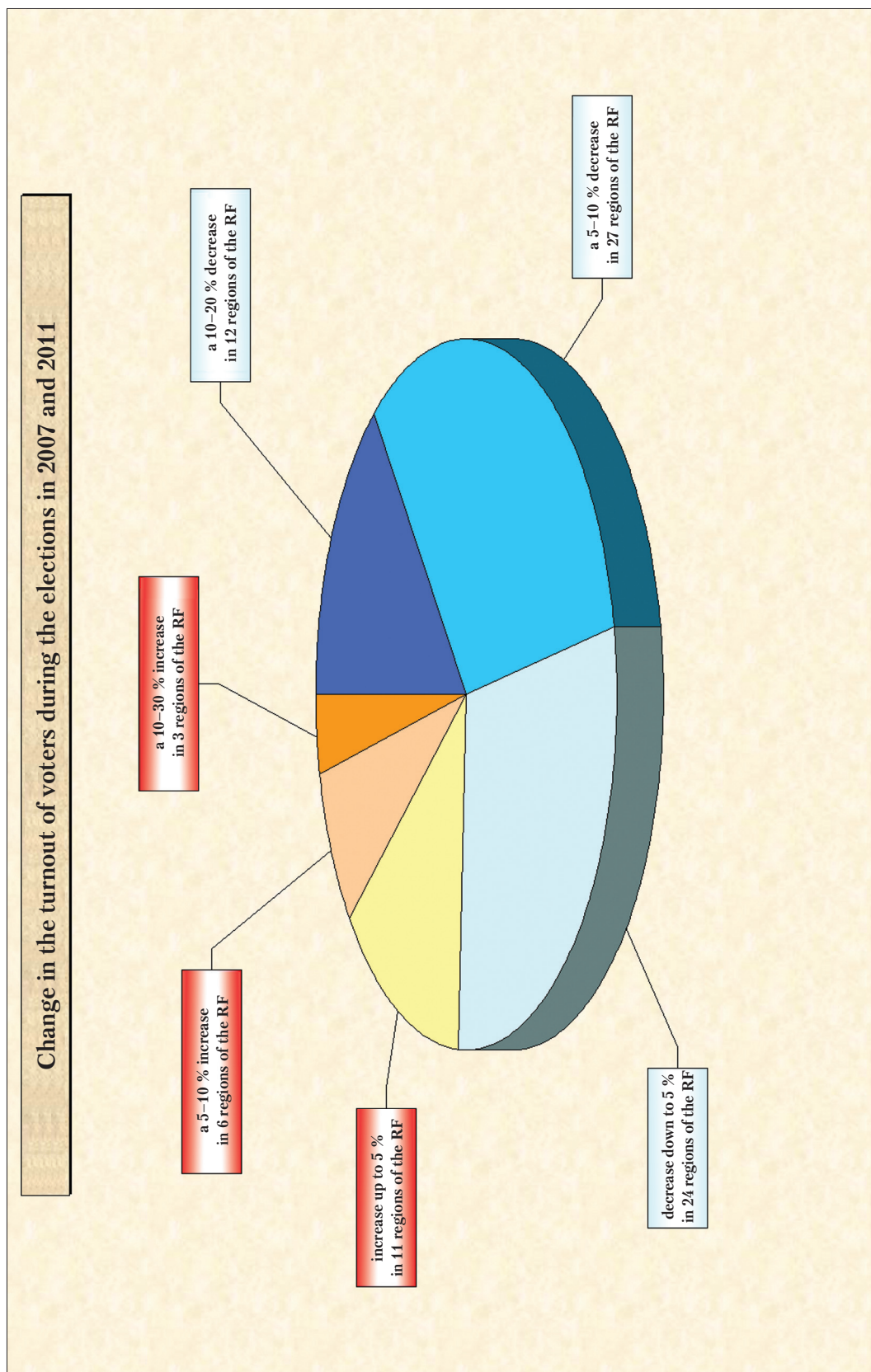
Pic. 3.2

The Election of the Deputies of the State Duma of the Federal Assembly of the Russian Federation



Pic. 3.3





Pic. 3.4

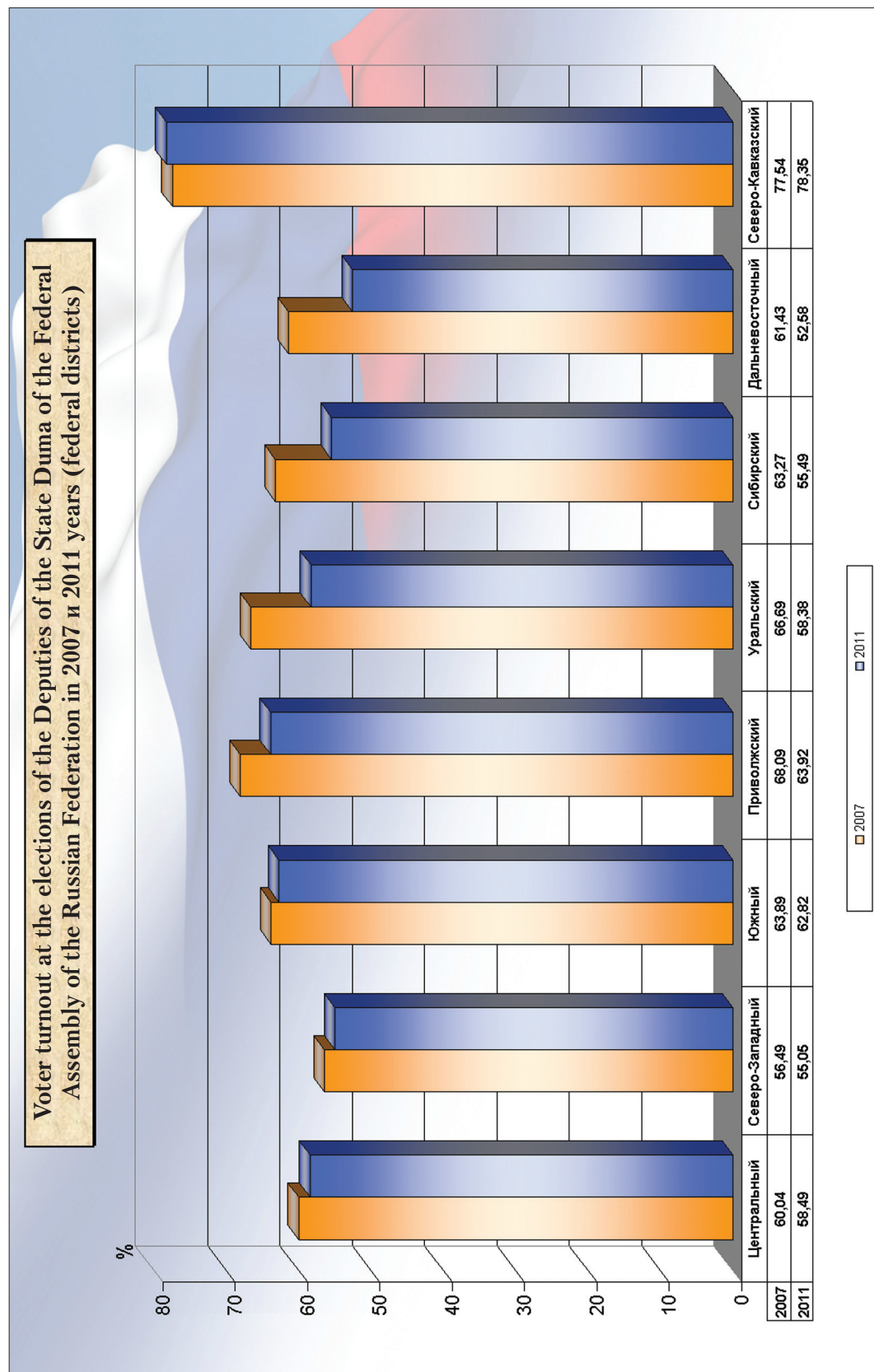


Рис. 3.5

Election precincts and precinct election commissions directly within military units located outside the Russian Federation were formed by commander of military units on agreements with diplomatic representative offices or consular institutions of the Russian Federation in such countries. Such precinct election commissions were provided with ballots, forms of voting results protocols, absentee certificates and other election documentation were via diplomatic representations or consular institutions of the Russian Federation in the countries of dislocation of military units of the Russian Federation, as well as presented their voting results protocols via them.

According to Clause 7 of Article 16 of the Federal Law on Election of Deputies, to register voters at election precincts formed in places of temporary sojourn of voters (excluding railway stations and airports) on its formation by a precinct election commission voters being in the place of temporary sojourn who are incapable of getting absentee ballots and submitted their personal written requests on including into the register of voters no later than three days before the ballot day were included.

Territorial election commissions provided election precincts located within military units located in isolated and remote areas of the Russian Federation or outside the Russian Federation, as well as military units voters from where voted at common election precincts with information materials on all federal lists of candidates included into the ballot containing no signs of pre-election campaigning in accordance with part 3 of article 72 of the Federal Law on Election of Deputies

Due to the military men's performance of military service tasks (protection of public order and security within alert forces, sentries, etc.) in places significantly remote from the voting premises, preliminary voting was held on permissions of election commission of subjects of the Russian Federation in accordance with parts 1 and 2 of Article 76 of the Federal Law on Election of Deputies.

In total 3,364 military men or 0.5 per cent of military men included into voters lists took part in preliminary voting.

For the purposes of ensuring voting rights of military men, the Central Election Commission of the Russian Federation passed resolution No. 8/54-6 of April 28, 2011 "On methodological recommendations on exercise of electoral rights of military men and personnel of law enforcement authorities during the Election of deputies of the Sixth State Duma of the

Federal Assembly of the Russian Federation" specifying relevant norms of law and explaining issues of military men participation in the election. Methodological recommendation were the guidelines for election commissions in relation to establishing necessary conditions for voting by military men.

For the purposes of assisting the election organizers, the Government of the Russian Federation passed resolution No. 511 of June 29, 2011 "On measures for providing assistance to election commissions in exercising their powers in the course of preparing to and conducting the election of deputies of the of the State Duma of the Federal Assembly of the Russian Federation on the Sixth Convocation and election of the President of the Russian Federation"

In pursuance of such resolution, the Ministry of Defense of the Russian Federation, within its competence, provided effective assistance to election commissions of different levels in establishing necessary conditions for exercise of voting rights by military men and members of their families at all stages of the electoral process.

In accordance to the directions of the Ministry of Defense No. D-4 and D-32 of 2011, in the Ministry of Defense of the Russian Federation, major military administration elements, branches of the Armed Forces of the Russian Federation, military commands (fleets), branches of troops of the Armed Forces of the Russian Federation, associations, forces and military units, work groups for technical and organizational facilitation of the electoral process were formed.

One of the peculiarities of voting within the Armed Forces of the Russian Federation is that conscripts usually vote for the first time. The Central Election Commission of the Russian Federation in conjunction with the Ministry of Defense of the Russian Federation paid significant attention to that. Within the system of military training, all categories of military men received training on increase of the legal culture of voters, including practical training on the voting procedure on the voting day.

Troops (forces) conducted voters awareness days for military men on "Electoral Rights of Military Men and Other Voters from Military Units at the Election of Deputies of the Sixth State Duma of the Federal Assembly of the Russian Federation". In each military unit, a voter corner was established.

Special attention was paid to information coverage of preparing to and conducting the election in printed periodicals of the Central Election Commission of the Russian Federation, Ministry of

Defense of the Russian Federation (publishing materials on electoral topics and updated materials on arrangement of the electoral process within military units), on official sites of the Central Election Commission of the Russian Federation, the Ministry of Defense of the Russian Federation and at the “Zvezda” channel.

The Central Election Commission of the Russian Federation, in conjunction with the Ministry of Defense of the Russian Federation, has established necessary conditions facilitating exercise of electoral rights by military men of the Armed Forces of the Russian Federation and members of their families.

### **3.3.2. Voting of voters aboard ships at sea during the voting day**

Issues of ensuring and exercising of voting rights of the citizens of the Russian Federation aboard ships at sea on the voting day in the course of election of deputies of the Sixth State Duma of the Federal Assembly of the Russian Federation were regulated by the Constitution of the Russian Federation, federal laws “On Basic Guarantees of Electoral Rights and Right to Participate in a Referendum of the citizens of the Russian Federation”, “On Election of Deputies of the State Duma of the Federal Assembly of the Russian Federation (hereinafter in section 3.3.2, the Federal Law on Election of Deputies), as well as regulations approved by resolutions of the Central Election Commission of the Russian Federation.

For the purposes of uniform application of electoral legislation rules regulating the above issues, the Central Election Commission of the Russian Federation, prior to appointing the election of deputies of the State Duma, has developed and approved on May 5, 2011 Recommendations for Ensuring Electoral Rights of Citizens of the Russian Federation aboard Ships at Sea on the Election Day in the course the Election of the Deputies of the State Duma of the Federal Assembly of the Russian Federation on the Sixth Convocation and Election of the President of the Russian Federation that provided for peculiarities of formation of election precincts, compilation of voters lists and exchange of information on voting results via technical communication channels.

At the election of deputies of the State Duma in December 2011, electoral rights of citizens of the Russian Federation aboard ships at sea on the voting date, i.e. under conditions not allowing them to vote at common election precincts, were ensured by elec-

tion commissions of 11 subjects of the Russian Federation, namely the Republic of Karelia, Kamchatka, Krasnodar, Primorie, Khabarovsk Territories, Arkhangelsk, Kaliningrad, Magadan, Murmansk and Sakhalin Regions and the city of Saint-Petersburg.

Voting by voters aboard ships at sea on the voting day were organized by the commissions in conjunction with executive authorities of such subjects of the Russian Federation, local self-government authorities, lower organizations of the Federal Fishery Agency, Federal Marine and River Transport Agency, Federal Service for Hydrometeorology and Environmental Monitoring, shipowner representatives, representatives of sea, fishing and other ports, information exchange services providing communication with vessels.

In accordance with part 2 of article 20 of the Federal Law on Election of Deputies, the commission of a subject of the Russian Federation shall be entitled to form one or several territorial election commissions for the purposes of management of preparing to and conducting the election at precinct election commissions formed at election precincts formed aboard ships at sea (precinct ship commissions). Such right was exercised by election commissions of three subjects of the Russian Federation, the Republic of Karelia, Kamchatka Territory and Sakhalin Region by establishing permanent territorial ship commissions. In all other cases, voting at ship election precincts was arranged by territorial commissions established on common grounds.

In total, in 11 subjects of the Russian Federation, at vessels belonging to 227 shipowners, 756 ship election precincts were formed. Most ship election precincts were formed in Primorsky Krai (188 or 12.73% of the total number of election precincts per subject of the Russian Federation), Sakhalin Region (132 or 29.46%), Kamchatka Territory (110 or 35.95%) and Murmansk Regions (105 or 17.80%).

Voters lists for ship election precincts were drafted by ship election commissions not later than the day preceding the voting day based on information on voters provided by the ship captain.

Election commissions of the subjects of the Russian Federation that ensure the voting aboard ships at sea on election day, have in advance prior to appointment of the election, in conjunction with port captains, heads of information exchange services, shipowners, have requested information on technical communication channels for exchange of information with precinct ship commissions. In case it was impos-



sible to deliver to a ship at sea election documents on paper medium, including ballots, precinct ship commissions, in accordance with part 16 of article 73 of the Federal Law on Election of Deputies, under agreement with territorial commissions, independently produced such documents by technical means.

Voting at ship precincts was held both preliminarily, starting with November 18, and on the voting day, December 4, 2011 in accordance with provisions of article 75 of the Federal Law on Election of Deputies. Upon completion of voting, counting of the voters' votes was held in the premises for voting under the established procedure, and protocol of the precinct ship commission on the results of election was drafted.

Immediately upon execution of the protocol on election results, its data was transferred by precinct ship commissions to the relevant territorial commissions via communication channels allowing transfer of copies of documents under procedure established by resolution of the CEC of Russia No. 23/239-6 "On the procedure and terms of transfer, processing and use of information on election transmitted via technical communication channels in the course of preparing to and conducting the election of deputies of the State Duma of the Federal Assembly of the Russian Federation on the Sixth Convocation and election of the President of the Russian Federation at election precincts formed aboard ships at sea, polar stations and in remote and hard-to-reach areas or outside the Russian Federation". For the purposes of transfer of data of protocols by precinct ship commissions, primarily, the satellite and radio communications and email were used, while in Murmansk and Sakhalin Regions, radio telex, telex, teletype and communication channels of production and technical department for communications and monitoring.

In total, in the above 11 subjects of the Russian Federation, in the voting day 22.8 thousand voters voted aboard ships at sea, including 20 thousand voters which used the advance voting. At this the largest number of voters voted at ship election precincts in Primorsky Krai (7,233 or 0.97% of voters having participated in the voting), Kamchatka Territory (4,554 or 3.31%), Sakhalin Oblast (3,358 or 1.73%) and Murmansk Oblast (3,143 or 0.90%).

### **3.3.3. Voting by voters at railway stations and airports**

For the purposes of ensuring the guarantee of exercise of their constitutional right to participate in

election of deputies of the State Duma of the Federal Assembly of the Russian Federation on the Sixth Convocation by the citizens of the Russian Federation in cases provided for by part 4 of article 13 and part 71 of article 16 of the Federal Law "On Election of Deputies of the State Duma of the Federal Assembly of the Russian Federation, for the purposes of arranging voting by voters at railway station, the Agreement on Interaction was entered into by and between the Central Election Commission of the Russian Federation and Open Joint-Stock Company "Russian Railways".

The agreement has established the procedure for formulation of the list of railway stations where it would be practicable, subject to passenger traffic, to establish election precincts for voting at the election of deputies of the State Duma, gratuitous provision of premises located inside railway station buildings and necessary facilities, equipment, and other resources to precinct election commissions, as well as the procedure for informing voters underway and planning to be underway on the voting day of the working hours of the election precincts and the possibility of voting under absentee certificates at railway stations.

Within the framework of the above Agreement, the list of railway stations where voting premises could be located, subject to the experience of the previous election campaigns of 2007-2008 for election of deputies of the State Duma of the Federal Assembly of the Russian Federation Fifth Convocation and the President of the Russian Federation, was clarified and extended. For the purposes of informing voters that will be located at railway stations, election commissions of subjects of the Russian Federation were recommended to publish, on sites of election commissions, regional and local printed and electronic mass media, information on railway stations where premises for voting at election of deputies of the State Duma were equipped.

For the purposes of implementing the provisions of the Agreement, the Central Election Commission of the Russian Federation, in conjunction with election commissions of subjects of the Russian Federation, has provided the management of the relevant railway stations with texts of notices showing location of election precincts formed at railway stations. Such notices were transmitted before and on the voting day via internal communication channels of OJSC "RR".

As a result of interaction between the CEC of Russia and OJSC "RR" in relation to arranging voting by voters under absentee certificates at railway

stations in 37 subjects of the Russian Federation, over 10.5 thousand voters en route on the voting day voted at 54 election precincts (for comparison: at the election of deputies of the Fifth State Duma in December 2007, 41 election precincts were formed, and over 15.5 thousand voters en route on the election day voted at railway stations in 26 subjects of the Russian Federation). The most election precincts at railway stations was formed in Moscow (7), Vladimir Oblast (5), Rostov Oblast (5), Amurskaya, Ivanovo, Saratov Oblast and Saint-Petersburg (2 election precincts at each).

Moreover, in 19 subjects of the Russian Federation, over 5.5 thousand voters voted at 24 election precincts formed at airports. In this regard, in Moscow, due to its transit location, 3 election precincts were formed at the Domodedovo Airport and one election precinct at each of terminals C and D of the Sheremetyevo International Airport. At the above election precincts, approximately 2.5 thousand voters en route on the voting day have voted.

#### **3.3.4. Voting by the disabled citizens of the Russian Federation**

Approximately 10 percent of voters in the Russian Federation, which corresponds to 12 million citizens of the country possessing an active electoral right\*.

In the course of preparing to the election of deputies of the of the State Duma of the Federal Assembly of the Russian Federation on the Sixth Convocation, the Central Election Commission of the Russian Federation, considering creation of necessary conditions for exercise of electoral rights of disabled citizens its most significant task, has drafted Recommendations on Ensuring Rights of Disabled Voters of the Russian Federation in the course of conducting the Election of Deputies of the of the State Duma of the Federal Assembly of the Russian Federation on the Sixth Convocation and Election of the President of the Russian Federation (approved by resolution of CEC of Russia No. 18/196-6 of June 29, 2011).

---

\* 11 966 687 people – data on the number of disabled voters submitted to the CEC of Russia by the Pension Fund of the Russian Federation as of January 1, 2012 in accordance with subsection "a" of section 161 of Article 20 of the Federal Law "On Basic Guarantees of Electoral Rights and the Right of Citizens of the Russian Federation to Participate in a Referendum".

The Recommendations take into account the peculiarities of preparing to and conducting election in relation to the following categories of disabled persons: blind and visually impaired, deaf and hearing impaired, locomotion impaired (including wheelchair users), as well as citizens with limitations on living not recognized disabled (elderly persons, temporarily disables persons and other low-mobile groups of population, etc.). The Recommendations determine the procedure for organization of work of election commissions in relation to preparation to the voting day, receiving (clarifying) information on disabled voters included into lists of voters within the relevant territory, equipment of election precincts and voting premises, informing disabled voters, voting by disabled voters subject to peculiarities of their electoral behavior.

The work in relation to arranging voting by disabled voters in the course of preparing to and conducting the election was performed by the CEC of Russia Task Force for Interaction with All-Russian Public Organizations of Disabled Persons within the framework of the relevant plan. Similar task forces operated at election commissions of subjects of the Russian Federation and a number of territorial election commissions.

Pending election of deputies of the Sixth State Duma of the Federal Assembly of the Russian Federation, Federal Law No. 143-FZ of June 14, 2011 "On Amendments to Certain Legislative Acts of the Russian Federation with a View of Improving Mechanisms for Ensuring Electoral Rights of the Citizens" came into force under which relevant amendments were made to federal laws "On Basic Guarantees of Electoral Rights and Right to Participate in Referendums of the Citizens of the Russian Federation", "On Election of Deputies of the State Duma of the Federal Assembly of the Russian Federation" and "On Election of the President of the Russian Federation".

The above amendments standing in relation to informing disabled voters, preparation of cliches for independent filling out of ballots, assistance in drafting electoral documents to disabled candidates, as well as voters in the course of receiving and filling out ballots, in the course of participation in electronic voting and other procedures were taken into account by the CEC of Russia in the above Recommendations.

Based on information of disabled voters provided by the Pension Fund of the Russian Federation in accordance with clause 161 of article 20 of the



Federal Law “On Basic Guarantees of Electoral Rights and Right to Participate in Referendums of the Citizens of the Russian Federation”, election commissions, in conjunctions with social welfare administrations (departments) of executive authorities of subjects of the Russian Federation, local self-government authorities, territorial departments of the Pension Fund of the Russian Federation, public organizations of the disabled, have worked towards ascertaining the number of disabled included into the lists of voters at specific election precincts, determining their intent and capacity to arrive at voting premises of election precincts on the voting day or to vote outside such voting premises, vote under absentee certificates or vote with assistance of other persons and identifying the need to provide specialized motor vehicles.

Approximately 40 per cent of election precincts in the Russian Federation are equipped for voting by disabled voters.

For locomotion impaired voters, in particular wheelchair users, election precincts were equipped with special boxes for secret voting (secret voting locations), ramps, gratings, false floors, rails allowing to drive inside on wheelchairs, and wide doorways and lifts were provided for. For example, in the Altai Republic, Chechen Republic, Kaluga and Lipetsk Regions and Saint-Petersburg, approximately half of election precincts were adapted for access by locomotion impaired users. In Kaliningrad Region, there were 95 per cent of such precincts, and approximately 90 per cent in Volgograd Region.

For visually impaired citizens, voting boxes were equipped with optical correction means and additional lighting fixtures. For example, in Astrakhan, Kaluga, Kurgan and Nizhny Novgorod Regions, all election precincts were equipped with magnifying glasses. Election commissions of subjects of the Russian Federation, within the framework of implementation of the above Federal Law, have amended certain legislative acts of the Russian Federation, produced 35,880 cliches for independent filling out of ballots, including 3,488 cliches with information on political parties in Braille font, with which 23,589 election precincts were equipped under the list drafted by the commissions. In certain subjects of the Russian Federation (the Republic of Altai, Republic of Buryatia, Republic of Ingushetia, Republic of Komi, Republic of Tatarstan, Republic of Khakassia, Karachaevo-Cherkessian Republic, Chuvash Republic, Volgograd, Irkutsk, Kaliningrad, Kaluga, Kurgan, Leningrad, Lipetsk, Nizhny Novgorod,

Penza, Tver, Yaroslavl Regions, etc.), virtually all election precincts were equipped with cliches. It allowed visually disabled and impaired citizens of the Russian Federation exercising their active electoral rights in full, while maintaining the secrecy of voting.

Hearing disabled and impaired voters, in places of mass voting, were generally provided with services of sign language interpreters who worked at 563 election precincts. In Irkutsk Region, on the voting day, sign language interpreters were present at 209 election precincts.

In a number of subjects of the Russian Federation, special election precincts were formed in areas of compact settlement of disabled persons. As a rule such election precincts were formed for voting by the blind and visually impaired, deaf and hearing impaired and locomotion impaired voters. For example, within Rostov Region, 40 special election

precincts for voting by disabled voters were formed, in Saint Petersburg, 9 election precincts were formed for visually disabled and impaired voters and 14 precincts for hearing disabled and impaired voters.

For the purposes of informing disabled voters, information boards at 18,154 election precincts determined by decisions of election commissions of subjects of the Russian Federation were equipped with materials in large fonts and/or Braille font.

The CEC of Russia has centrally produced and sent to election commissions of subjects of the Russian Federation, All-Russian public organizations of disabled persons and to other bodies and organizations the following information and explanatory materials in large fonts, in Braille font, in audio format (cassettes for audio players and CDs): “Instruction to the Disabled Voter on the Procedure of Voting at the Election of the State Duma of the Federal Assembly of the Russian Federation on the Sixth Convocation”, “Information on the Procedure of Filling out the Ballot at the Election of the Sixth State Duma of the Federal Assembly of the Russian Federation”, “Information on Political Parties at the Election of the State Duma of the Federal Assembly of the Russian Federation on the Sixth Convocation”, leaflet “Liability for Violation of the Electoral Legislation of the Russian Federation”, special information release by the CEC of Russia “Federal Lists of Candidates for Deputies of the Sixth State Duma of the Federal Assembly of the Russian Federation Nominated by the Political Parties and Registered by the Central Election Commission of the Russian Federation. Information on annual income and property of candidates included into the all-federal parts

of federal lists of candidates and into relevant regional groups of candidates for deputies of the State Duma of the Federal Assembly of the Russian Federation on the Sixth Convocation. Financial reporting information of political parties that registered federal lists of candidates and results of inspection of such reporting information. Information on identified cases of inaccuracy of such data provided by candidates on themselves, on income for 2010 and on property”.

For the purposes of informing the disabled citizens of the Russian Federation, the CEC of Russia, election commissions of subjects of the Russian Federation have released video clips with roll captions and sign language interpretation for broadcast on TV channels. Moreover, election organizers in the regions, have independently produced the necessary information and explanatory materials.

Web sites of the CEC of Russia, election commissions of subjects of the Russian Federation and a number of territorial election commissions have been updated in real time with information for visually impaired users.

In the course of preparing to federal election, the election commissions, in conjunction with public organizations of disabled persons, local self-government authorities, youth and other public organizations, have continued the implementation of the pilot project “Road to the Election Precinct” initiated by the CEC of Russia in October 2010. In the course of this work, problems were identified that arise in the course of independent movement of disabled persons from their places of residence to election precincts (lacking ramps, traffic lights with audible beaconing, wicket tabs, special municipal road transport, etc.), and such information was submitted to state authorities and local self-government authorities, as well as relevant organizations for the purposes of taking relevant steps. In the course of implementation of this project, many subjects of the Russian Federation were able to solve specific problems of disabled voters (the Republic of Bashkortostan, Republic of Komi, Altai, Krasnodar and Primorie Territories, Belgorod, Kaluga, Novosibirsk, Tver, Rostov, Saratov, Tambov and Tyumen Regions, etc.)

According to election commissions of subjects of the Russian Federation, 4,742,909 disabled voters (7.3% of the total number of voters who took part in voting) voted at the election of deputies of the Sixth State Duma of the Federal Assembly of the Russian Federation, including 1,816,757 disabled voters outside the premises for voting.

Data on voting by disabled voters is detailed in Annex 6 to Chapter 3.

### **3.4. Voting under Absentee Certificates**

Voters unable to arrive at the voting premises of election precincts where they were included into the voters lists on December 4, 2011 were entitled, in accordance with article 74 of the Federal Law “On Election of Deputies of the State Duma of the Federal Assembly of the Russian Federation”, to receive in the relevant territorial (45-20 days prior to the voting day) or precinct (19 and less days prior to the voting day) election commission absentee certificates and to vote at the election precincts where they would have been on the election day.

In accordance with Resolution of the CEC of Russia No. 32/286-6 of September 14, 2011 “On Distribution of Absentee Certificates for Voting at the Election of Deputies of the of the State Duma of the Federal Assembly of the Russian Federation on the Sixth Convocation”, 2,600,000 absentee certificates were produced.

Absentee certificates were distributed among election commissions of the subjects of the Russian Federation, including among parts of territories of the subjects of the Russian Federation to which regional groups of candidates could correspond during the election of deputies of the Sixth State Duma of the Russian Federation, as determined by resolution of the CEC of Russia No. 23/235-6 of August 3, 2011; among territorial election commissions for election abroad; to the reserve of the CEC of Russia.

In accordance with the Procedure for Hand-Over of Absentee Certificates to Election Commissions and Referendum Commissions and Accounting of Absentee Certificates approved by resolution of the CEC of Russia No. 230/1508-5 of December 8, 2010, the Central Election Commission of the Russian Federation maintained constant control over the terms and procedure of hand-over of absentee certificates by higher election commissions to lower election commissions, as well as the progress of issuance and use of absentee certificates. Information on quantity and numbers of absentee certificates issued to voters by territorial and precinct election commission has been entered into the SAS “Vybory” within due time (30 and 20 days prior to the voting day for territorial election commissions, and 10 and 3 days prior to and immediately before the voting day).

Territorial and precinct election commission issued in total 1,796,939 absentee certificates to voters. On the voting day, before the voting time, all unused absentee certificates were cancelled by relevant election commissions. 70 per cent of voters who received absentee certificates exercised their right to vote thereunder.

In total, 1,257,968 voters voted under absentee certificates, which amounted to 1.15 per cent of the number of voters included into the voters lists or 1.91 per cent of the number of voters who took part in the voting. For comparison, 169,149 voters or 1.97 per cent of the number of voters included into the voters lists voted in 2007 under absentee certificates at the election of deputies of the Fifth State of the Federal Assembly of the Russian Federation.

The largest number of voters who voted under absentee certificates was seen in Moscow (123,066), Moscow Region (75,281), Chelyabinsk Region (59,287), the smallest number of voters who voted under absentee certificates was seen in the Republic of Dagestan (103), Karachayevo-Cherkessian Republic (179), Nenets Autonomous District (181) and Republic of Ingushetia (181).

Information on voting under absentee certificates and movements of absentee certificates at the election of deputies of the Sixth State Duma of the Federal Assembly of the Russian Federation is detailed in annexes 7 and 8 to chapter 3.

### **3.5. Early voting by voters in hard-to-reach or remote areas**

The issues of arranging voting by citizens located in hard-to-reach or remote areas in the course of conducting election of deputies of the of the State Duma of the Federal Assembly of the Russian Federation on the Sixth Convocation were regulated by the Federal Law “On Basic Guarantees of Electoral Rights and Right to Participate in Referendums of Citizens of the Russian Federation”, the Federal Law “On Election of Deputies of the State Duma of the Federal Assembly of the Russian Federation” (hereinafter in section 3.5, the Federal Law on Election of Deputies).

For the purposes of assisting election commissions in ensuring exercise of electoral rights by such class of citizens, the Central Election Commission of the Russian Federation, by virtue of clause 3 of article 25 of the Federal Law on Election of Deputies and clause 3 of article 19 of the Federal Law “On Election

of the President of the Russian Federation”, has approved the Recommendations for Arranging Voting by Citizens of the Russian Federation Located in Hard-to-Reach or Remote Areas in the Course of Conducting Election of Deputies of the State Duma of the Federal Assembly of the Russian Federation on the Sixth Convocation and Election of the President of the Russian Federation (abstract from minutes of the meeting No. 9-1-6 of May 5, 2011).

In accordance with article 76 of the Federal Law on Election of Deputies, election commissions of the subjects of the Russian Federation may pass resolution on conducting early voting at one or several election precincts formed in hard-to-reach or remote areas, aboard ships at sea on the voting day and at polar stations. Early voting may be arranged by election commission either for all voters of such election precincts in accordance with article 75 of the Federal Law on Election of Deputies, or specific groups of voters located at significant distance from the voting premises (at polar stations, mining and gold mining facilities, beacons, animal handler stations, drilling platforms, etc.) within several days under the procedure established by parts 3-9 of article 76 of the Federal Law on Election of Deputies. In order to conduct voting by such groups of voters mobile ballot boxes are used, the number of which is determined by resolution of the relevant precincts election commission.

Early voting, in accordance with requirements of the electoral legislation, may be conducted by the precinct election commission not earlier than 15 days prior to the voting day.

Legislative (representative) authorities of 37 subjects of the Russian Federation have developed and enacted laws establishing the list of hard-to-reach and remote location in the course of preparing to and conducting relevant election.

At the election of deputies of the Sixth State Duma of the Federal Assembly of the Russian Federation, early voting by voters located in hard-to-reach or remote areas was conducted in 35 subjects of the Russian Federation (the Republic of Altai, Republic of Buryatia, Republic of Dagestan, Republic of Ingushetia, Republic of Karelia, Republic of Komi, Republic of Sakha (Yakutia), Republic of Northern Ossetia – Alania, Republic of Tyva, Republic of Khakassia, Altai, Trans-Baikal, Kamchatka, Krasnoyarsk, Perm, Primorie and Khabarovsk Territories, Amur, Arkhangelsk, Irkutsk, Kemerovo, Kirov, Leningrad, Magadan, Murmansk, Orenburg, Sakhalin, Sverdlovsk, Tomsk and Tyumen

Regions, Jewish Autonomous Region, Khanty-Mansi (Yugra), Nenets, Chukchi and Yamalo-Nenets Autonomous Districts).

In advance prior to appointment of the election of deputies of the State Duma of the Federal Assembly of the Russian Federation on the Sixth Convocation, election commissions of subjects of the Russian Federation determined the terms and scope of data provided to them by territorial election commissions on voters located in hard-to-reach or remote areas, as well as on the necessity to organize election precincts there or arrange early voting by specific groups of voters. For the purposes of obtaining information on voters located in hard-to-reach or remote areas and compilation of lists thereof, territorial commissions requested the necessary data from heads of organizations having branch offices there or independently via head of relevant municipalities.

For the purposes of ensuring timely delivery of electoral documentation to and arrangement of early voting in hard-to-reach and remote areas, election commissions determined optimal transportation routes and entered contracts (or civil law agreements) for payment thereof.

Lists of voters for election precincts formed in hard-to-reach or remote areas, in accordance with requirements of the legislation, were compiled by precinct

election commission prior to November 15, 2011 based on data on voters provided by heads of municipalities. Lists of voters temporarily staying in hard-to-reach or remote areas were also compiled based on data on voters provided by heads of organizations where the voters were temporarily staying.

In accordance with requirements of the law, a citizen shall be included into the voters list at only one election precincts, therefore, for the purposes of avoiding double accounting of voters, relevant territorial election commissions were giving written notices on inclusion of citizens into voters lists of election precincts formed in hard-to-reach or remote areas under the procedure provided for by the relevant instruction of the CEC of Russia.

Election commissions of the subjects of the Russian Federation, in response to petitions by territorial election commissions, passed resolutions on conducting, within the period established by the Federal Law on Election of Deputies (since November 18, 2011), early voting both by all voters at one or several election precincts and by specific groups of voters included into the voters lists of the relevant election precincts in hard-to-reach or

remote areas. Such resolutions of election commissions of subjects of the Russian Federation were published and communicated to the relevant territorial and precinct election commissions and representatives of regional offices of political parties.

Relevant territorial or precinct election commissions notified voters of the date and time of early voting by specific groups of voters using technical means of communication available to such groups not later than five days prior to the voting day.

In total, approximately 18.5 thousand voters voted at 99 election precincts in such areas, which amounts to 0.1 per cent of the total amount of election precincts.

Moreover, 1,218 precinct election commissions ensured voting by 4,460 specific groups of voters in hard-to-reach or remote areas. Over 123.5 thousand voters took part in early voting in this case. Such voters are reindeer herders, aboriginal peoples of the North, geologists, drillers, oil and gas pipelines and motorway and railroad builders, loggers, power engineers, miners, meteorologists, hunters, prospectors, polar explorers, personnel of beacons, wildlife reserves, radio and navigation stations, fuel and power enterprises, oilers, gas workers, railroad workers, military men, etc.

On the whole, over 100 thousand voters or 0.15 per cent of voters who took part in voting at election of deputies of the State Duma of the Federal Assembly of the Russian Federation on the Sixth Convocation took part in early voting in hard-to-reach or remote areas.

For the purposes of conducting voting by such voters, organizers of the election used air, road and railway transport, as well as snowmobiles, swamp buggies, ATVs, boats, tractors and other means of transportation. To reach some groups of voters, members of precinct election commissions had to use animal-drawn transport, ski and even walk on foot.

To ensure safety of members of election commissions in the course of conducting early voting and delivery of voting documentation, within the framework of the Agreement on the Procedure of Interaction among the Central Election Commission of the Russian Federation, Other Election Commissions of the Russian Federation, Ministry of Civil Defense, Emergencies and Disaster Relief of the Russian Federation and its Territorial Bodies of February 27, 2009, election commissions of the subjects of the Russian Federation have agreed with the stakeholders on planned routes for transportation of electoral documentation and schedules of early vot-

ing by specific groups of voters located in hard-to-reach and remote areas. Structural interaction was established in the course of resolving the relevant matters. In the course of arranging early voting, members of precinct election commissions were equipped with telephones (for mobile and satellite communications) for continuous interaction with territorial election commissions and territorial bodies of the Ministry of Civil Defense, Emergencies and Disaster Relief and Ministry of Internal Affairs of Russia.

Election commissions of subjects of the Russian Federation have developed detailed schedules for delivery of voting results protocols or copies thereof to higher election commissions by means of technical communication channels. Original voting result protocols of precinct election commissions were delivered by ground and air transport.

Exercising its power for control over exercise of electoral rights of citizens, the Central Election Commission of the Russian Federation, in the course of preparing to and conducting such election, has studied the practice of election commission of the Republic of Komi, Kamchatka and Krasnoyarsk Territories, Sakhalin Region and Yamal-Nenets Autonomous District regarding arranging voting by voters in hard-to-reach or remote areas in the course of election of deputies of the State Duma of the Federal Assembly of the Russian Federation on the Sixth Convocation (resolution of the CEC of Russia No. 58/497-6 of November 17, 2011).

Information on conducting early voting aboard ships at sea on the voting day is detailed in section 3.3.2.

By resolution of the CEC of Russia, early voting was also conducted at a number of election precincts formed outside the Russian Federation.

### **3.6. Voting outside voting premises on the voting day.**

In accordance with article 77 of the Federal Law "On Election of Deputies of the State Duma of the Federal Assembly of the Russian Federation" (hereinafter in section 3.6, the Federal Law on Election of Deputies), precinct election commissions shall ensure participation in voting of voters who are entitled to be included or are included into the list of voters at a given election precincts, but, for valid reasons (health, disability) are unable to arrive at the voting premises by themselves.

Voting outside polling station (except for early voting provided for by article 76 of the Federal Law on Election of Deputies) was conducted by the precinct election commissions only on the voting day and only on the basis of written application or oral request of the voter (including given with assistance of other persons) to provide him an opportunity to vote outside polling station.

Upon arrival of PEC members to the voter the oral request of the voter shall be confirmed by written application which is registered with indication of the time of this application submission. PEC records all completed applications (requests) in a special register (the form is provided in Part Three of Memorandum Book) which is stored along with voters' list after the voting.

In its written request (oral application) for providing it with opportunity to vote outside the voting premises, the voter states the reason why he is unable to arrive at the voting premises and specifies its full name and its residence address.

The request (application), in accordance with requirements of the Federal Law on Election of Deputies, can be submitted by a voter any time after formation of the precinct election commission, but not later than six hours before completion of voting. This rule has been amended (from four to six hours) by Federal Law No. 262-FZ of July 25, 2011 "On Amendments to Certain Legislative Acts of the Russian Federation on Election and Referendums in relation to Clarifying Requirements to Voting outside Voting Premises and Other Issues of Organizing Voting". In accordance with the above Federal Law, an application (oral request) received later than the specified term was not to be satisfied by precinct election commissions, of which a voter or a person assisting in submitting the application was notified orally directly upon acceptance of the application (oral request).

For conducting voting outside the voting premises, precinct election commissions had a necessary number of mobile ballot boxes determined at each election precinct by resolution of the territorial election commission depending on the number of voters registered on the territory of the election precinct in accordance with the Federal Law on Election of Deputies. This number at election precincts with less than 501 voters was 1 mobile ballot box; 501 to 1,001 voters – 2 mobile ballot boxes, over 1,000 voters – 3 mobile ballot boxes.

Voting outside the voting premises was conducted by not less than two casting vote members of the



precinct election commission who had in their possession a pre-sealed mobile ballot box, a necessary number of ballots in due form, certified abstract from the register containing information on voters wishing to vote outside the voting premises and written applications from voters on provision of possibility to vote outside the voting premises. Chairmen of precinct election commissions announced that such voting would be held not less than 30 minutes prior to departure of the commission members. In this regard, precinct election commissions provided not less than two members of the election commission in a consultative capacity and observers with means of arriving at the voting place equal to those of casting vote members of the election commission.

Upon completion of voting outside the voting premises by means of mobile ballot boxes, relevant precinct election commissions drafted protocols specifying the number of ballots handed over to casting vote members of the election commission for voting outside the voting premises, the number of written applications by voters on providing them with opportunity to vote outside the voting premises, the number of ballots issued to voters and returned to the commission, as well as information on members of the election commission in a consultative capacity and observers present during voting outside the voting premises by means of each mobile ballot box.

During calculation of the voters' votes, ballots located inside each mobile ballot box were calculated first of all upon completion of voting at election precincts.

In accordance with part 13 of article 79 of the Federal Law on Election of Deputies, prior to opening of each mobile ballot box, the number of voters who voted by means of such mobile ballot box was announced by members of precinct election commissions, and integrity of seals (stamps) thereon was verified. Ballots taken out of mobile ballot boxes were calculated so that not to violate the secrecy of voting.

At the election of deputies of the State Duma of the Federal Assembly of the Russian Federation on the Sixth Convocation, 4,353,443 voters voted outside the voting premises, which amounts to 6.63 per cent of voters taking part in the voting (table 3.1).

The analysis of reasons specified in voters' applications on voting outside the voting premises shows that in the overwhelming majority of cases, such applications were given by the elderly or sick or disabled citizens (information on voting by disabled voters is detailed in section 3.3.4).

The largest percentage of voters who voted outside the voting premises was registered in Pskov (15.83%), Voronezh (14.19%), Tambov (13.84%), Orel (12.99%), Ivanovo (12.46%), Kursk (12.27%) and Tver (12.18%) Regions, the least percentage was registered in the Chechen Republic (0.44%), Republic of Ingushetia (0.61%) and Republic of Dagestan (0.92%). For comparison, 4,428,022 voters or 6.37% of voters who took part in voting voted outside the voting premises during the election of deputies of the Fifth State Duma of the Federal Assembly of the Russian Federation on December 2, 2007.

Table 3.1

**The number of voters who voted outside the voting premises  
at the election of deputies of the Sixth State Duma of the Federal Assembly  
of the Russian Federation.**

Item No	Subject of the Russian Federation	The number of ballots, issued to voters, who have voted outside the polling station	Percentage of the number of voters participating in the election
1	Republic of Adygeya (Adygeya)	17 934	8,01
2	Republic of Altai	5 867	6,09
3	Republic of Bashkortostan	120 413	5,04
4	The Republic of Buryatia	28 777	7,54
5	Republic of Dagestan	13 817	0,92
6	Republic of Ingushetia	1 014	0,61
7	Republic of Kabardino-Balkaria	12 364	2,37
8	Republic of Kalmykia	9 295	6,82
9	Republic of Karachaevo-Cherkessia	6 577	2,21
10	Republic of Karelia	12 996	4,61
11	Republic of Komi	23 542	4,37
12	Republic of Mari El	37 206	9,79
13	Republic of Mordovia	43 996	7,13
14	Republic of Sakha (Yakutia)	25 671	6,84
15	Republic of Northern Ossetia – Alania	12 262	2,80
16	Republic of Tatarstan (Tatarstan)	87 351	3,83
17	Republic of Tyva	9 741	6,94
18	Republic of Udmurtia	31 320	4,53
19	Republic of Khakasia	17 794	8,42
20	Chechen Republic	2 708	0,44
21	Chuvash Republic	36 489	6,03
22	Altai Territory	68 771	6,65
23	Transbaikal Territory	34 315	7,79
24	Kamchatka Territory	3 977	2,89
25	Krasnodar Territory	280 901	10,33
26	Krasnoyarsk Territory	49 975	4,61
27	Perm Territory	81 151	7,96
28	Primorie Territory	32 361	4,34
29	Stavropol Territory	92 366	9,15
30	Khabarovsk Territory	30 123	5,38
31	Amur Region	21 624	6,11
32	Arkhangelsk Region	28 039	5,68
33	Astrakhan Region	30 573	7,16
34	Belgorod Region	96 325	10,59
35	Bryansk Region	65 832	10,55
36	Vladimir Region	55 302	8,91
37	Volgograd Region	96 412	9,32
38	Vologda Region	46 311	8,37
39	Voronezh Region	174 277	14,19
40	Ivanovo Region	56 132	12,46
41	Irkutsk Region	58 094	6,49
42	Kaliningrad Region	13 760	3,27

Item No	Subject of the Russian Federation	The number of ballots, issued to voters, who have voted outside the polling station	Percentage of the number of voters participating in the election
43	Kaluga Region	42 602	9,28
44	Kemerovo Region	114 592	7,90
45	Kirov Region	63 679	10,46
46	Kostroma Region	29 128	9,02
47	Kurgan Region	38 780	9,04
48	Kursk Region	63 706	12,27
49	Leningrad Region	37 855	5,57
50	Lipetsk Region	64 224	11,80
51	Magadan Region	2 848	4,51
52	Moscow Region	131 949	4,60
53	Murmansk Region	9 392	2,69
54	Nizhni Novgorod Region	144 334	9,02
55	Novgorod Region	23 497	7,87
56	Novosibirsk Region	73 160	6,06
57	Omsk Region	52 586	6,04
58	Orenburg Region	54 741	6,49
59	Orel Region	55 510	12,99
60	Penza Region	66 657	9,13
61	Pskov Region	48 638	15,83
62	Rostov Region	166 488	8,48
63	Ryazan Region	56 315	11,06
64	Samara Region	71 881	5,34
65	Saratov Region	104 853	7,88
66	Sakhalin Region	10 643	5,48
67	Sverdlovsk Region	86 799	4,84
68	Smolensk Region	44 508	10,96
69	Tambov Region	83 011	13,84
70	Tver Region	74 152	12,18
71	Tomsk Region	19 166	4,86
72	Tula Region	90 146	9,83
73	Tyumen Region	36 093	4,54
74	Ulyanovsk Region	48 631	7,65
75	Chelyabinsk Region	96 364	5,88
76	Yaroslavl Region	54 945	9,31
77	The City of Moscow	126 927	2,88
78	The City of Saint Petersburg	58 487	2,94
79	Jewish Autonomous Region	4 183	5,93
80	Nenets Autonomous District	439	2,20
81	Khanty-Mansi Autonomous District – Yugra	12 514	2,11
82	Chukotka Autonomous District	1 050	3,88
83	Yamalo-Nenets Autonomous District	4 844	1,66
<b>Total for the Russian Federation</b>		<b>4 344 072</b>	<b>6,64</b>
The City of Baikonur (the Republic of Kazakhstan)		147	1,68
Territory outside of the Russian Federation		9 224	3,06
<b>Total</b>		<b>4 353 443</b>	<b>6,63</b>

### 3.7. Voting at election precincts formed outside the Russian Federation

According to the Ministry of Foreign Affairs of the Russian Federation, 1,813,522 Russian voters have been registered outside the Russian Federation.

In ten countries shown in Table 3.2, 1,418,413 voters have been registered which amounts to more than 78 per cent of Russian citizens having a right to vote at election precincts formed outside the Russian Federation.

According to Clause 6 of Article 13 of the Federal Law on Election of Deputies of the State Duma of the Federal Assembly of the Russian Federation, the election precincts for voting and vote counting of voters residing or staying outside the Russian Federation are formed by the heads of diplomatic or consular missions of the Russian Federation in the territories of states of voters' sojourn.

In total, 376 election precincts have been created (including 7 election precincts in Baikonur, the Republic of Kazakhstan), of which 71 election precincts have been created by the Ministry of Defense of the Russian Federation and 5 by the Border Guard of Federal Security Service of the Russian Federation. Most election precincts have been created in Moldavia – 25; Kazakhstan – 23; Ukraine – 17; Israel – 14; Armenia and the Federal Republic of Germany – by 10 in each; Estonia – 9; South Ossetia – 8, Abkhazia – 7. The voting was conducted in the territory of 156 countries, while 9 foreign establishments of the Russian Federation organized early voting outside polling stations in countries having no Russian foreign establishments. For example, Russian embassies in Benin, Ghana, Mali,

Uganda, Sri Lanka organized voting of Russian citizens in Togo, Liberia, Niger, South Sudan, the Republic of Maldives respectively.

For comparison: in 2007, 358 election precincts were formed abroad (including 7 election precincts in Baikonur, the Republic of Kazakhstan), of which 42 ones were formed by the Ministry of Defense of the Russian Federation, 4 by the Border Guard of Federal Security Service of the Russian Federation.

To control the activity of precinct election commissions' formed in foreign election precincts, the CEC of Russia formed two territorial election commissions: the one to control operations on preparing and conducting the election of deputies of the State Duma of the Federal Assembly of the Russian Federation on the Sixth Convocation, precinct election commissions formed outside the Russian Federation territory, except for Baikonur territory (territorial election commission for election abroad); and precinct election commission of the city of Baikonur (the Republic of Kazakhstan). The territorial election commission for election abroad included nine voting members, including representatives of all the parliamentary parties, and two non-voting members of political parties JUST RUSSIA and the Communist Party of the Russian Federation.

During the election campaign, the CEC of Russia paid special attention to ensuring awareness of the Russian electors abroad.

At the site of CEC of Russia, in the Section "Election of Deputies of the State Duma of the Federal Assembly of the Russian Federation", the special Subsection—"Voting of the Russian Citizens Abroad" was formed. It included information necessary to Russian citizens to participate in the parliamentary election, including addresses and phones of representative offices and consular institutions of the Russian Federation. At the same place, the respective education software for members of precinct election commissions, documents and materials on territorial election commissions for election abroad, and territorial election commission of the city of Baikonur were located.

On agreement with the Ministry of Foreign Affairs of the Russian Federation, the sites of representative offices and consular institutions of the Russian Federation, representative offices of Rossotrudnichestvo, variety of public organizations of compatriots abroad included the informative messages about election precincts, time and order of voting of the Russian citizens, "hot line" phones, references to the site of CEC of Russia and its Subsection

Table 3.2

#### Countries with most registered voters

Item No.	Country	Number of voters
1	the FRG	494 413
2	Moldavia	177 046
3	Israel	157 364
4	Abkhazi	125 000
5	Estonia	118 220
6	Ukraine	100 449
7	the USA	88 890
8	Kazakhstan	57 182
9	Belarus	56 849
10	South Ossetia	43 000

“Voting of the Russian Citizens Abroad”. Materials of the CEC of Russia, Ministry of Foreign Affairs of the Russian Federation and Rossotrudnichestvo were directed not only at representative offices and consular institutions of the Russian Federation, but also at public organizations of compatriots, Russian speaking and local mass media as well.

During preparation to election of deputies of the State Duma of the Federal Assembly of the Russian Federation on the Sixth Convocation, working group on coordination of works related to voting organization in election districts formed abroad was created. It was composed of representatives of the Ministry of Foreign Affairs of the Russian Federation, the Ministry of Defense of the Russian Federation, the Border Guard of Federal Security Service of the Russian Federation, political parties, public organizations.

For the first time, the election precincts formed abroad used electronic voting complexes (EVCs).

According to the Decrees of CEC of Russia No. 31/276-6 “On Order of Using Electronic Voting for Electronic Voting in the Russian Federation” of September 7, 2011, and No. 42/362-6 “On Some Particularities of Using Electronic Voting Complexes in Election Precincts Formed Abroad During Election of Deputies of the State Duma of the Federal Assembly of the Russian Federation on the Sixth Convocation” of October 7, 2011, 26 election precincts formed in the territory of the FRG (10), Latvia (5), Poland (4), and the city of Baikonur (7) were equipped with electronic voting complexes. At these election precincts, 34,113 voters voted.

According to Clause 4 of Article 16 of the Federal Law “On Election of Deputies of the State Duma of the Federal Assembly of the Russian Federation”, the written statement of a citizen of the Russian Federation residing outside the territory of the Russian Federation or staying abroad due to long business trips filed not later than on one day prior to the voting day to the relevant precinct election commission or an oral request on the voting day shall be the grounds for its inclusion into the voters list.

According to Clause 9 of Article 16 of the above Federal Law, citizens of the Russian Federation with an active electoral right residing in foreign states due to private invitations, on official, business and tourist trips, were included into the list of voters when visiting the premises of the precinct election commission on the grounds of the passport or a document equiv-

alent to a citizen’s passport and an absentee certificate. Citizens who had no opportunity to get an absentee certificate were included by the precinct election commission into the voters’ list based on their oral request on the voting day.

In total, 309,855 voters participated in election of deputies of the of the State Duma of the Federal Assembly of the Russian Federation on the Sixth Convocation; it amounts to 17.1 percent of total number of the Russian voters registered outside of the Russian Federation as of July 1, 2011.

Countries where Russian citizens were mostly active during the election are shown in Table 3.3.

Early voting took place in 64 countries at 90 election precincts, which includes all the voters—in 7 countries at 13 election precincts. In total, 60,335 voters voted early.

Electoral preferences of Russian citizens being abroad on the ballot day are shown in Table 3.4.

### 3.8. Voting in temporary residences

At the election of deputies of the State Duma of the Federal Assembly of the Russian Federation on the Sixth Convocation, voters being on the ballot day in temporary residences (hospitals, sanitariums, rest houses, places of detention of the suspected and accused and other places of temporary sojourn of voters) voted at election precincts formed at places of their temporary sojourn or at common election precincts.

According to requirements of the Federal Law “On Election of Deputies of the State Duma of the

*Table 3.3*

#### **Countries where the most number of Russian citizens voted**

Item No.	Country	Number of persons	
		voted	%
1	Abkhazia	66 596	53,3
2	Moldavia	51 842	29,3
3	Estonia	17 929	15,2
4	Ukraine	17 771	17,7
5	Latvia	15 597	46,6
6	Kazakhstan	14 366	25,1
7	South Ossetia	13 390	31,1
8	the FRG	8 768	1,8
9	Armenia	8 102	44,5
10	Tajikistan	7 446	47,2



Table 3.4

**Results of voting  
at the election precincts formed outside the Russian Federation territory**

Item No.	Political parties	Number of persons voted (%)
1	All-Russian Political Party "United Russia"	63,47
2	Political party "Communist Party of the Russian Federation"	11,81
3	Political Party Liberal Democratic Party of Russia	7,56
4	Political party "Russian United Democratic Party "Yabloko"	6,92
5	Political Party "Patriots of Russia"	0,81
6	Political party "Just Russia"	7,22
7	All-Russian Political Party "Right Cause"	0,63

Federal Assembly of the Russian Federation" (hereinafter in Section 3.8 referred to as the Federal Law on Election of Deputies), the election precincts at places of temporary sojourn of voters were formed not later than 50 days prior to the ballot day, and in extraordinary circumstances, by agreement with election commissions of subjects of the Russian Federation, not later than three days before prior to ballot day.

In total, more than one thousand and a half election precincts were formed in places of temporary sojourn of voters. Most election precincts in places of temporary sojourn of voters were formed in the Republic of Bashkortostan, Moscow, Republic of Tatarstan, Krasnodar Krai, Rostov and Sverdlovsk Oblasts.

According to Clause 7 of Article 16 of the Federal Law on Election of Deputies, to register voters at election precincts formed in places of temporary sojourn of voters (excluding railway stations and airports) on its formation by a precinct election commission voters being in the place of temporary sojourn who are incapable of getting absentee ballots and submitted their personal written requests on including into the register of voters no later than three days before the ballot day were included. The precinct election commission submitted such information to the precinct election commission where this voter was included into the register of voters at its place of residence via the relevant territorial election commission (if the voter's place of residence was within the same Russian Federation subject) or election commission of the Russian Federation subject (if the voter's residence was within the different Russian Federation subject). The precinct election commission having got the

above information excluded this voter from the register of voters under the procedure established by the Federal Law on Election of Deputies.

If in places of temporary sojourn of voters, the election precincts were not formed, the voters present there voted in common election precincts on the ballot day

outside polling stations based on their written (oral) request submitted (made) by voter not later than six hours before the voting completion.

To provide the professional and prompt decision on voting organization in places of temporary sojourn of voters, the personnel of hospitals, sanitariums, rest houses, places of detention of the suspected and accused and other places of temporary sojourn of voters.

In the course of preparing to and conducting the election, special attention was paid to providing the Russian Federation citizens voter rights who were suspected and accused and in custody. The Methodological Recommendations on Voting Organization in Places of Temporary Sojourn of Voters at election of deputies of the State Duma of the Federal Assembly of the Russian Federation on the Sixth Convocation approved by the Decree of the Central Election Commission of the Russian Federation No. 24/248-6 of August 10, 2011, as well as Regulations on compiling, clarification and use of voters' lists at the election of deputies of the State Duma of the Federal Assembly of the Russian Federation on the Sixth Convocation and at the election of the President of the Russian Federation approved by the CEC of Russia No. 20/216-6 on July 14, 2011.

According to the Federal Service for the Execution of Sanctions, on the day of ballot, more than 71.5 thousand persons having active electoral

right were held in detention facilities and premises functioning as detention facilities. Voting was conducted at 279 election precincts, of which 124 were formed within detention facilities immediately. Voting was participated by 71.3 thousand persons; it amounts 99.7 percent of voters.

Voting monitoring in this category was performed by more than 350 observers, including 9 international ones (2 – of PACE, 7 – of OSCE). No complaints and corrections in relation to organizing and conducting the voting were submitted to the CEC of Russia.

*Annex 1 to Chapter 3*

**Number of Voters, referendum participants registered as of July 1, 2010,  
January 1 and July 1, 2011**

Item No.	Subject of the Russian Federation	Number of voters, referendum participants		
		01.07.2010	01.01.2011	01.07.2011
1	Republic of Adygeya (Adygeya)	332 530	333 854	335 201
2	Republic of Altai	145 796	147 308	148 865
3	Republic of Bashkortostan	2 983 875	3 010 243	3 022 563
4	Republic of Buryatia	709 425	711 345	709 122
5	Republic of Daghestan	1 465 852	1 492 564	1 497 300
6	Republic of Ingushetia	174 825	184 197	190 571
7	Republic of Kabardino-Balkaria	517 338	522 643	523 217
8	Republic of Kalmykia	215 093	215 789	216 770
9	Karachayevo-Cherkessian Republic	316 410	316 929	317 200
10	Republic of Karelia	556 128	554 918	553 580
11	Republic of Komi	737 410	735 200	732 197
12	Republic of Mari El	552 791	555 550	551 953
13	Republic of Mordovia	662 650	661 427	661 576
14	Republic of Sakha (Yakutia)	594 983	597 436	599 152
15	Republic of Northern Osetia – Alani	501 686	502 804	507 032
16	Republic of Tatarstan (Tatarstan)	2 894 731	2 902 502	2 911 727
17	Republic of Tyva	172 047	172 642	172 379
18	Republic of Udmurtia	1 223 873	1 223 441	1 222 360
19	Republic of Khakasia	392 896	394 583	391 870
20	Chechen Republic	591 574	599 310	608 797
21	Republic of Chuvashia	985 504	988 351	989 005
22	Altai Territory	1 966 752	1 966 039	1 964 723
23	Transbaikal Territory	803 507	803 571	804 251
24	Kamchatka Territory	262 557	262 694	248 850
25	Krasnodar Territory	3 851 636	3 860 692	3 839 715
26	Krasnoyarsk Territory	2 154 843	2 150 489	2 137 664
27	Perm Territory	2 109 350	2 108 289	2 101 390
28	Primorie Territory	1 523 905	1 526 447	1 517 213
29	Stavropol Territory	1 959 340	1 962 957	1 966 148
30	Khabarovsk Territory	1 058 411	1 057 494	1 052 390
31	Amur Region	652 822	652 533	649 216
32	Arkhangelsk Region	991 670	984 823	983 408
33	Astrakhan Region	764 445	763 442	763 432
34	Belgorod Region	1 228 634	1 229 739	1 230 974
35	Bryansk Region	1 044 039	1 042 224	1 040 027
36	Vladimir Region	1 214 806	1 212 721	1 209 535
37	Volgograd Region	1 964 152	1 961 550	1 959 405
38	Vologda Region	985 159	982 881	981 122
39	Voronezh Region	1 925 045	1 921 634	1 914 766
40	Ivanovo Region	879 472	876 909	875 501
41	Irkutsk Region	1 883 706	1 881 061	1 881 283
42	Kaliningrad Region	746 334	748 511	753 349
43	Kaluga Region	810 475	809 588	808 091

Item No.	Subject of the Russian Federation	Number of voters, referendum participants		
		01.07.2010	01.01.2011	01.07.2011
44	Kemerovo Region	2 130 953	2 122 789	2 117 822
45	Kirov Region	1 131 324	1 130 779	1 129 264
46	Kostroma Region	567 684	566 578	563 948
47	Kurgan Region	772 561	769 239	767 065
48	Kursk Region	962 863	961 836	960 947
49	Leningrad Region	1 302 796	1 295 774	1 299 253
50	Lipetsk Region	954 303	954 109	954 902
51	Magadan Region	119 528	119 143	118 181
52	Moscow Region	5 529 531	5 543 078	5 549 224
53	Murmansk Region	680 238	678 571	676 089
54	Nizhniy Novgorod Region	2 716 999	2 715 041	2 709 674
55	Novgorod Region	532 015	531 321	529 736
56	Novosibirsk Region	2 118 487	2 123 177	2 120 641
57	Omsk Region	1 557 863	1 561 855	1 564 363
58	Orenburg Region	1 643 479	1 647 275	1 651 136
59	Orel Region	658 142	658 468	659 163
60	Penza Region	1 125 519	1 124 250	1 122 968
61	Pskov Region	584 895	581 191	583 108
62	Rostov Region	3 303 943	3 304 990	3 306 028
63	Ryazan Region	962 952	960 382	956 193
64	Samara Region	2 514 384	2 514 995	2 516 304
65	Saratov Region	2 008 845	2 007 248	2 006 419
66	Sakhalin Region	396 067	394 391	392 625
67	Sverdlovsk Region	3 480 596	3 476 949	3 471 977
68	Smolensk Region	823 640	820 861	816 933
69	Tambov Region	858 975	862 080	863 144
70	Tver Region	1 158 503	1 152 138	1 148 415
71	Tomsk Region	761 706	762 316	762 269
72	Tula Region	1 279 349	1 270 739	1 264 221
73	Tyumen Region	1 032 624	1 044 426	1 052 039
74	Ulyanovsk Region	1 077 734	1 074 127	1 069 987
75	Chelyabinsk Region	2 740 544	2 740 607	2 740 060
76	Yaroslavl Region	1 066 516	1 060 679	1 057 130
77	Moscow	7 063 640	7 060 181	7 056 093
78	Saint Petersburg	3 387 181	3 389 862	3 391 475
79	Jewish Autonomous Region	136 804	137 775	136 792
80	Nenets Autonomous District	31 586	31 509	31 533
81	Khanty-Mansi Autonomous District – Yugra	1 076 933	1 082 010	1 092 846
82	Chukotka Autonomous District	36 238	36 241	36 424
83	Yamalo-Nenets Autonomous District	359 639	359 720	362 334
<b>Total, Russian Federation</b>		<b>108 156 056</b>	<b>108 218 024</b>	<b>108 153 615</b>

## Annex 2 to Chapter 3

**Number of Voters**  
**included to the lists of voters for election of deputies of the Fourth, Fifth,**  
**and Sixth State Duma of the Federal Assembly of the Russian Federation**

Item No.	Subject of the Russian Federation	Number of voters, included to the lists of voters			Change of voters number			
		07.12.2003	02.12.2007	04.12.2011	07.12.2003/ 02.12.2007		02.12.2007/ 04.12.2011	
					number	%	number	%
1	Republic of Adygeya (Adygeya)	335 260	329 786	340 097	-5 474	-1,66	10 311	3,03
2	Republic of Altai	138 737	144 483	151 402	5 746	3,98	6 919	4,57
3	Republic of Bashkortostan	2 930 413	2 910 705	3 017 712	-19 708	-0,68	107 007	3,55
4	Republic of Buryatia	695 586	696 087	670 122	501	0,07	-25 965	-3,87
5	Republic of Daghestan	1 431 936	1 421 738	1 643 804	-10 198	-0,72	222 066	13,51
6	Republic of Ingushetia	158 176	164 275	192 557	6 099	3,71	28 282	14,69
7	Republic of Kabardino-Balkaria	505 638	518 183	531 612	12 545	2,42	13 429	2,53
8	Republic of Kalmykia	206 846	207 075	215 713	229	0,11	8 638	4,00
9	Karachayevo-Cherkessian Republic	306 698	305 428	319 479	-1 270	-0,42	14 051	4,40
10	Republic of Karelia	567 477	563 904	560 944	-3 573	-0,63	-2 960	-0,53
11	Republic of Komi	761 505	756 971	743 161	-4 534	-0,60	-13 810	-1,86
12	Republic of Mari El	569 055	541 761	533 233	-27 294	-5,04	-8 528	-1,60
13	Republic of Mordovia	656 208	658 087	656 132	1 879	0,29	-1 955	-0,30
14	Republic of Sakha (Yakutia)	568 551	612 999	625 569	44 448	7,25	12 570	2,01
15	Republic of Northern Osetia – Alania	440 223	474 215	511 363	33 992	7,17	37 148	7,26
16	Republic of Tatarstan (Tatarstan)	2 742 850	2 817 845	2 875 030	74 995	2,66	57 185	1,99
17	Republic of Tyva	158 633	163 958	163 001	5 325	3,25	-957	-0,59
18	Republic of Udmurtia	1 209 704	1 221 688	1 223 682	11 984	0,98	1 994	0,16
19	Republic of Khakasia	392 509	395 844	376 057	3 335	0,84	-19 787	-5,26
20	Chechen Republic	596 356	580 918	614 109	-15 438	-2,66	33 191	5,40
21	Republic of Chuvashia	979 805	973 296	981 161	-6 509	-0,67	7 865	0,80
22	Altai Territory	1 988 863	2 002 079	1 969 757	13 216	0,66	-32 322	-1,64
23	Transbaikal Territory	827 262	804 202	822 503			18 301	2,23
24	Kamchatka Territory	284 803	272 172	257 219	-12 631	-4,64	-14 953	-5,81
25	Krasnodar Territory	3 858 596	3 789 461	3 750 091	-69 135	-1,82	-39 370	-1,05
26	Krasnoyarsk Territory	2 217 489	2 126 211	2 183 881	-91 278	-4,29	57 670	2,64
27	Perm Territory	2 088 197	2 121 021	2 121 805	32 824	5,5	784	0,04
28	Primorie Territory	1546 810	1 525 722	1 534 315	-21 088	-1,38	8 593	0,56
29	Stavropol Territory	1 951 282	1 945 607	1 987 827	-5 675	-0,29	42 220	2,12
30	Khabarovsk Territory	1 100 708	1076 505	1 054 480	-24 203	-2,25	-22 025	-2,09
31	Amur Region	672 836	668 097	655 553	-4 739	-0,71	-12 544	-1,91
32	Arkhangelsk Region	1 012 843	1 014 473	988 921	1 630	0,16	-25 552	-2,58
33	Astrakhan Region	745 191	757 358	764 652	12 167	1,61	7 294	0,95
34	Belgorod Region	1 165 298	1 207 712	1 206 316	42 414	3,51	-1396	-0,12
35	Bryansk Region	1083 215	1 050 986	1 042 619	-32 229	-3,07	-8 367	-0,80
36	Vladimir Region	1 231 886	1 222 497	1 271 740	-9 389	-0,77	49 243	3,87
37	Volgograd Region	2 014 976	1 975 162	1 988 687	-39 814	-2,02	13 525	0,68
38	Vologda Region	994 657	990 788	982 905	-3 869	-0,39	-7 883	-0,80
39	Voronezh Region	1 942 515	1 924 307	1 911 786	-18 208	-0,95	-12 521	-0,65
40	Ivanovo Region	913 240	893 057	847 416	-20 183	-2,26	-45 641	-5,39



Item No.	Subject of the Russian Federation	Number of voters, included to the lists of voters			Change of voters number			
		07.12.2003	02.12.2007	04.12.2011	07.12.2003/ 02.12.2007		02.12.2007/ 04.12.2011	
					number	%	number	%
41	Irkutsk Region	1 869 916	1 879 323	1 901 159	13 589	0,76	21 836	1,15
42	Kaliningrad Region	741 637	751 045	771 837	9 408	1,25	20 792	2,69
43	Kaluga Region	859 175	823 976	797 616	-35 199	-4,27	-26 360	-3,30
44	Kemerovo Region	2 084 757	2 099 965	2 091 969	15 208	0,72	-7 996	-0,38
45	Kirov Region	1 182 242	1 147 433	1 127 124	-34 809	-3,03	-20 309	-1,80
46	Kostroma Region	587 452	579 230	564 042	-8 222	-1,42	-15 188	-2,69
47	Kurgan Region	777 959	779 019	760 063	1 060	0,14	-18 956	-2,49
48	Kursk Region	989 546	978 073	949 075	-11 473	-1,17	-28 998	-3,06
49	Leningrad Region	1 349 690	1 322 148	1 321 066	-27 542	-2,08	-1 082	-0,08
50	Lipetsk Region	939 573	942 177	956 501	2 604	0,28	14 324	1,50
51	Magadan Region	141 376	126 784	120 194	-14 592	-11,51	-6 590	-5,48
52	Moscow Region	5 558 141	5 526 289	5 647 203	-31 852	-0,58	120 914	2,14
53	Murmansk Region	731 711	707 674	674 118	-24 037	-3,40	-33 556	-4,98
54	Nizhniy Novgorod Region	2 830 795	2 778 473	2 720 863	-52 322	-1,88	-57 610	-2,12
55	Novgorod Region	547 095	544 847	528 604	-2 248	-0,41	-16 243	-3,07
56	Novosibirsk Region	2 087 161	2121 151	2 124 564	33 990	1,60	3 413	0,16
57	Omsk Region	1 575 757	1 573 618	1 564 594	-2 139	-0,14	-9 024	-0,58
58	Orenburg Region	1 640 702	1 652 875	1 647 576	12 173	0,74	-5 299	-0,32
59	Orel Region	644 923	663 506	660 996	18 583	2,80	-2 510	-0,38
60	Penza Region	1 159 091	1 134 688	1 124 870	-24 403	-2,15	-9 818	-0,87
61	Pskov Region	613 218	595 972	581 005	-17 246	-2,89	-14 967	-2,58
62	Rostov Region	3 295 661	3 305 234	3 309 664	9 573	0,29	4 430	0,13
63	Ryazan Region	982 378	974 559	967 022	-7 819	-0,80	-7 537	-0,78
64	Samara Region	2 482 125	2 525 915	2 550 263	43 790	1,73	24 348	0,95
65	Saratov Region	2 029 371	2 001 393	1 985 524	-27 978	-1,40	-15 869	-0,80
66	Sakhalin Region	425 690	406 737	395 894	-18 953	-4,66	-10 843	-2,74
67	Sverdlovsk Region	3 440 515	3 532 607	3 506 202	92 092	2,61	-26 405	-0,75
68	Smolensk Region	861 801	839 401	818 502	-22 400	-2,67	-20 899	-2,55
69	Tambov Region	928 286	885 318	881 360	-42 968	-4,85	-3 958	-0,45
70	Tver Region	1 196 552	1 169 010	1 140 195	-27 542	-2,36	-28 815	-2,53
71	Tomsk Region	752 982	773 222	782 817	20 240	2,62	9 595	1,23
72	Tula Region	1 356 797	1 308 159	1 260 975	-48 638	-3,72	-47 184	-3,74
73	Tyumen Region	976 012	1 019 720	1 045 051	43 708	4,29	25 331	2,42
74	Ulyanovsk Region	1 101 097	1 076 389	1 053 971	-24 708	-2,30	-22 418	-2,13
75	Chelyabinsk Region	2 687 223	2 747 537	2 750 117	60 314	2,20	2 580	0,09
76	Yaroslavl Region	1 097 224	1 064 078	1 056 431	-33 146	-3,11	-7 647	-0,72
77	Moscow	7 120 520	7 172 454	7 184 525	51 934	0,72	12 071	0,17
78	Saint Petersburg	3 707 162	3 750 341	3 645 378	43 179	1,15	104 963	2,88
79	Jewish Autonomous Region	131 778	133 045	135 580	1 267	0,95	2 535	1,87
80	Nenets Autonomous District	30 752	32 483	35 497	1 731	5,33	3 014	8,49
81	Khanty-Mansi Autonomous District – Yugra	987 720	1 050 860	1 082 458	63 140	6,01	31 598	2,92
82	Chukotka Autonomous District	40 293	39 387	34 224	-906	-2,30	-5 163	-15,09
83	Yamalo-Nenets Autonomous District	369 561	361 344	355 680	-8 217	-2,27	-5 664	-1,59
Outside the territory of the Russian Federation		–	421 395	336 998	–	–	-84 397	-25,04
<b>Total</b>		<b>108 906 250</b>	<b>109 145 517</b>	<b>109 237 780</b>	<b>239 267</b>	<b>0,22</b>	<b>92 263</b>	<b>0,08</b>

*Annex 3 to Chapter 3*

**Change of voter's number  
in the course of preparing to and conducting the election of deputies  
of the Sixth State Duma of the Federal Assembly of the Russian Federation**

Item No.	Subject of the Russian Federation	Number of voters registered as of 01.07.2001	Number of voters included in voters lists as of 08:00 04.12 2011	Number of the voters who have voted by absentee certificates	Number of voters included into voters lists as of the time of the end of voting
1	Republic of Adygeya (Adygeya)	335 201	334 095	656	340 097
2	Republic of Altai	148 865	145 705	1 379	151 402
3	Republic of Bashkortostan	3 022 563	2 985 696	29 012	3017712
4	Republic of Buryatia	709 122	695 093	7 375	670 122
5	Republic of Daghestan	1 497 300	1 549 304	103	1 643 804
6	Republic of Ingushetia	190 571	191 217	181	192 557
7	Republic of Kabardino-Balkaria	523 217	529 882	546	531 612
8	Republic of Kalmykia	216 770	210 915	3 091	215 713
9	Karachayevo-Cherkessian Republic	317 200	319 600	179	319 479
10	Republic of Karelia	553 580	551 577	2 700	560 944
11	Republic of Komi	732 197	721 078	12 401	743 161
12	Republic of Mari El	551 953	513 777	12 444	533 233
13	Republic of Mordovia	661 576	646 091	7 577	656 132
14	Republic of Sakha (Yakutia)	599 152	600 033	5 994	625 569
15	Republic of Northern Osetia - Alania	507 032	499 936	3 761	511 363
16	Republic of Tatarstan (Tatarstan)	2 911 727	2 831 103	19 402	2 875 030
17	Republic of Tyva	172 379	161 198	749	163 001
18	Republic of Udmurtia	1 222 360	1 207 391	10 711	1 223 682
19	Republic of Khakasia	391 870	375 044	4 420	376 057
20	Chechen Republic	608 797	611 114	393	614 109
21	Republic of Chuvashia	989 005	954 505	13 829	981 161
22	Altai Territory	1 964 723	1 943 541	15 671	1 969 757
23	Transbaikal Territory	804 251	805 393	7 079	822 503
24	Kamchatka Territory	248 850	251 479	924	257 219
25	Krasnodar Territory	3 839 715	3 680 607	55 631	3 750 091
26	Krasnoyarsk Territory	2 137 664	2 118 970	15 478	2 183 881
27	Perm Territory	2 101 390	2 087 628	19 520	2 121 805
28	Primorie Territory	1 517 213	1 503 933	15 122	1 534 315
29	Stavropol Territory	1 966 148	1 963 314	12 871	1 987 827
30	Khabarovsk Territory	1 052 390	1 035 030	9 839	1 054 480
31	Amur Region	649 216	639 718	9 230	655 553
32	Arkhangelsk Region	983 408	975 679	6 430	988 921
33	Astrakhan Region	763 432	748 159	16 833	764 652
34	Belgorod Region	1 230 974	1 228 786	10 843	1 206 316
35	Bryansk Region	1 040 027	1 017 135	19 482	1 042 619
36	Vladimir Region	1 209 535	1 255 136	14 840	1 271 740
37	Volgograd Region	1 959 405	1 937 848	19 465	1 988 687
38	Vologda Region	981 122	966 775	10 942	982 905
39	Voronezh Region	1 914 766	1 874 226	25 079	1 911 786
40	Ivanovo Region	875 501	821 836	10 650	847 416
41	Irkutsk Region	1 881 283	1 863 210	15 226	1 901 159

Item No.	Subject of the Russian Federation	Number of voters registered as of 01.07.2001	Number of voters included in voters lists as of 08:00 04.12 2011	Number of the voters who have voted by absentee certificates	Number of voters included into voters lists as of the time of the end of voting
42	Kaliningrad Region	753 349	752 229	6 829	771 837
43	Kaluga Region	808 091	779 914	11 023	797 616
44	Kemerovo Region	2 117 822	2 057 853	27 263	2 091 969
45	Kirov Region	1 129 264	1 136 548	12 282	1 127 124
46	Kostroma Region	563 948	557 055	6 349	564 042
47	Kurgan Region	767 065	749 595	7 839	760 063
48	Kursk Region	960 947	934 737	10 383	949 075
49	Leningrad Region	1 299 253	1 289 219	13 845	1 321 066
50	Lipetsk Region	954 902	952 111	3 582	956 501
51	Magadan Region	118 181	118 691	406	120 194
52	Moscow Region	5 549 224	5 489 371	75 281	5 647 203
53	Murmansk Region	676 089	659 385	3 865	674 118
54	Nizhniy Novgorod Region	2 709 674	2 665 729	34 110	2 720 863
55	Novgorod Region	529 736	520 943	5 214	528 604
56	Novosibirsk Region	2 120 641	2 079 981	36 558	2 124 564
57	Omsk Region	1 564 363	1 529 808	22 129	1 564 594
58	Orenburg Region	1 651 136	1 626 823	8 373	1 647 576
59	Orel Region	659 163	656 191	3 640	660 996
60	Penza Region	1 122 968	1 110 883	9 880	1 124 870
61	Pskov Region	583 108	572 165	4 731	581 005
62	Rostov Region	3 306 028	3 263 259	45 446	3 309 664
63	Ryazan Region	956 193	952 073	11 502	967 022
64	Samara Region	2 516 304	2 489 589	27 300	2 550 263
65	Saratov Region	2 006 419	1 949 001	35 920	1 985 524
66	Sakhalin Region	392 625	388 977	3 025	395 894
67	Sverdlovsk Region	3 471 977	3 431 643	42 269	3 506 202
68	Smolensk Region	816 933	805 586	7 876	818 502
69	Tambov Region	863 144	865 937	7 707	881 360
70	Tver Region	1 148 415	1 120 976	15 750	1 140 195
71	Tomsk Region	762 269	766 094	7 033	782 817
72	Tula Region	1 264 221	1 230 419	24 259	1 260 975
73	Tyumen Region	1 052 039	1 023 918	13 025	1 045 051
74	Ulyanovsk Region	1 069 987	1 033 356	14 148	1 053 971
75	Chelyabinsk Region	2 740 060	2 685 775	59 287	2 750 117
76	Yaroslavl Region	1 057 130	1 047 527	10 819	1 056 431
77	Moscow	7 056 093	6 977 173	123 066	7 184 525
78	Saint Petersburg	3 391 475	3 439 130	36 386	3 645 378
79	Jewish Autonomous Region	136 792	133 280	1 375	135 580
80	Nenets Autonomous District	31 533	31 112	181	35 497
81	Khanty-Mansi Autonomous District – Yugra	1 092 846	1 059 486	12 427	1 082 458
82	Chukotka Autonomous District	36 424	33 485	310	34 224
83	Yamalo-Nenets Autonomous District	362 334	353 742	2 698	355 680
<b>Total Russian Federation</b>		<b>108 153 615</b>	<b>106 673 526</b>	<b>1 253 449</b>	<b>108 900 782</b>

*Annex 4 to Chapter 3*

**Information  
on participation of voters in the election**

Item No.	Subject of the Russian Federation	Number of voters who participated in election (%) as of (local time)			
		10:00	12:00	15:00	17:00
1	Republic of Adygeya (Adygeya)	5,56	20,00	39,30	53,08
2	Republic of Altai	8,99	26,31	44,92	56,82
3	Republic of Bashkortostan	6,28	21,78	48,41	65,37
4	Republic of Buryatia	4,90	15,40	35,26	48,33
5	Republic of Daghestan	10,85	30,27	56,44	78,64
6	Republic of Ingushetia	8,66	23,59	55,06	72,72
7	Republic of Kabardino-Balkaria	16,64	46,29	74,86	90,91
8	Republic of Kalmykia	8,76	26,53	44,50	55,25
9	Karachayevo-Cherkessian Republic	13,43	42,52	65,80	80,31
10	Republic of Karelia	3,40	12,27	32,82	44,35
11	Republic of Komi	10,18	28,90	51,00	64,28
12	Republic of Mari El	9,89	29,81	50,39	63,08
13	Republic of Mordovia	11,01	31,86	61,52	78,72
14	Republic of Sakha (Yakutia)	5,38	15,10	36,27	52,03
15	Republic of Northern Osetia – Alania	8,51	33,11	52,48	71,65
16	Republic of Tatarstan (Tatarstan)	10,24	32,98	56,32	70,94
17	Republic of Tyva	11,22	28,03	52,49	70,68
18	Republic of Udmurtia	5,78	21,08	39,75	50,67
19	Republic of Khakasia	3,38	19,04	34,98	47,50
20	Chechen Republic	16,13	42,50	75,96	93,31
21	Republic of Chuvashia	6,27	22,14	41,55	54,23
22	Altai Territory	4,93	19,91	38,45	47,35
23	Transbaikal Territory	4,07	12,93	33,87	46,92
24	Kamchatka Territory	6,61	16,41	35,73	47,97
25	Krasnodar Territory	7,37	24,87	47,48	60,45
26	Krasnoyarsk Territory	3,56	12,77	31,15	42,86
27	Perm Territory	3,22	10,79	28,72	41,47
28	Primorie Territory	4,37	13,90	31,88	42,46
29	Stavropol Territory	4,21	16,59	30,60	40,93
30	Khabarovsk Territory	4,96	16,71	36,82	47,50
31	Amur Region	5,99	19,91	39,24	49,12
32	Arkhangelsk Region	4,33	14,94	33,97	44,65
33	Astrakhan Region	4,86	16,41	33,50	44,44
34	Belgorod Region	7 66	25 24	51 27	66 71
35	Bryansk Region	4,90	18,14	39,61	52,09
36	Vladimir Region	4,19	16,51	35,12	44,46
37	Volgograd Region	5,80	21,21	37,47	47,02
38	Vologda Region	4,38	16,15	37,29	49,02
39	Voronezh Region	5,76	19,75	36,10	55,46
40	Ivanovo Region	4,23	16,41	35,61	46,72
41	Irkutsk Region	3,13	9,89	28,12	40,37
42	Kaliningrad Region	4,57	16,46	36,42	48,31
43	Kaluga Region	5,07	18,47	40,46	51,91
44	Kemerovo Region	7,64	23,93	46,25	60,73
45	Kirov Region	5,62	20,31	38,11	48, 73

Item No.	Subject of the Russian Federation	Number of voters who participated in election (%) as of (local time)			
		10:00	12:00	15:00	17:00
46	Kostroma Region	5,45	20,89	41,82	52,63
47	Kurgan Region	6,65	22,13	41,46	51,20
48	Kursk Region	4,11	15,72	37,01	48,76
49	Leningrad Region	2,84	9,96	29,83	42,75
50	Lipetsk Region	4,18	14,27	29,19	48,49
51	Magadan Region	6,54	13,78	33,80	46,63
52	Moscow Region	3,48	12,46	30,55	43,98
53	Murmansk Region	4 45	11,88	31,57	45,36
54	Nizhniy Novgorod Region	4,15	16,15	36,06	48,22
55	Novgorod Region	5,00	17,39	37,55	49,06
56	Novosibirsk Region	4,59	16,65	33,53	50,76
57	Omsk Region	4,26	15,38	33,13	48,98
58	Orenburg Region	3,63	14,35	34,82	45,50
59	Orel Region	5,45	21,51	44,69	57,52
60	Penza Region	5,99	22,99	44,00	56,58
61	Pskov Region	3,13	10,86	29,39	43,75
62	Rostov Region	4,43	18,49	37,52	50,26
63	Ryazan Region	4,55	17,81	37,96	48,15
64	Samara Region	4,80	18,15	35,80	46,58
65	Saratov Region	6,17	21,22	42,31	55,28
66	Sakhalin Region	5,54	17,23	36,05	44,86
67	Sverdlovsk Region	3,82	12,77	32,69	44,35
68	Smolensk Region	3,89	14,62	33,31	44,42
69	Tambov Region	6,40	22,29	44,55	59,94
70	Tver Region	3,17	12,97	34,43	46,89
71	Tomsk Region	4,16	15,36	34,22	44,66
72	Tula Region	5,38	20,82	44,38	61,71
73	Tyumen Region	10,22	29,81	52,85	68,55
74	Ulyanovsk Region	4,18	18,77	40,85	52,80
75	Chelyabinsk Region	4,78	16,03	37,94	50,41
76	Yaroslavl Region	3,70	15,11	37,63	49,73
77	Moscow	3,48	13,03	34,30	50,12
78	Saint Petersburg	2,02	7,04	25,49	42,65
79	Jewish Autonomous Region	5,28	17,08	36,97	46,53
80	Nenets Autonomous District	12,27	22,02	40,13	50,54
81	Khanty-Mansi Autonomous District – Yugra	6,54	16,17	36,78	48,96
82	Chukotka Autonomous District	22,71	40,94	64,39	73,39
83	Yamalo-Nenets Autonomous District	13,27	24,97	53,84	68,80



*Annex 5 to Chapter 3*

### Change in activity of voters at the election of deputies of the State Duma in 2007 and 2011

Item No.	Russian Federation subjects and abroad	Participation in election %		Change of voters' activity %
		02.12.2007	04.12.2011	
1	Republic of Northern Osetia – Alania	60,33	85,79	25,46
2	Territory outside of the Russian Federation	71,99	94,05	22,06
3	Tula Region	56,93	72,78	15,85
4	Krasnodar Territory	64,78	72,60	7,82
5	Republic of Komi	65,18	72,61	7,43
6	Tambov Region	61,56	68,27	6,71
7	Moscow	55,36	61,71	6,35
8	Saratov Region	61,91	67,29	5,38
9	Republic of Tyva	80,99	86,13	5,14
10	Republic of Adygeya (Adygeya)	60,98	65,87	4,89
11	Saint Petersburg	51,56	55,23	3,67
12	Nenets Autonomous District	52,49	56,12	3,63
13	Bryansk Region	56 81	59 92	3 11
14	Republic of Kabardino-Balkaria	96,70	98,38	1,68
15	Nizhniy Novgorod Region	57,28	58,87	1,59
16	Kaluga Region	56,03	57,58	1,55
17	Republic of Khakasia	54,91	56,24	1,33
18	Belgorod Region	74,20	75,45	1,25
19	Samara Region	52,08	52,97	0,89
20	Karachayevo-Cherkessian Republic	92,44	93,20	0,76
21	Chechen Republic	99,50	99,51	0,01
22	Republic of Mordovia	94,53	94,21	-0,32
23	Republic of Daghestan	91,76	91,08	-0,68
24	Chukotka Autonomous District	80,07	79,14	-0,93
25	Novosibirsk Region	58,04	56,83	-1,21
26	Republic of Buryatia	58,71	56,93	-1,78
27	Ivanovo Region	55,07	53,19	-1,88
28	Leningrad Region	53,63	51,51	-2,12
29	Kaliningrad Region	57,18	54,63	-2, 55
30	Voronezh Region	66,88	64,28	-2,60
31	Yamalo-Nenets Autonomous District	84,93	82,17	-2,76
32	Kamchatka Territory	57,04	53,58	-3,46
33	Ulyanovsk Region	63 94	60 38	-3 56
34	Republic of Kalmykia	66,81	63,20	-3,61
35	Tver Region	57,49	53,48	-4,01
36	Arkhangelsk Region	54,31	50,00	-4,31
37	Kostroma Region	61,63	57,28	-4,35
38	Tyumen Region	80,51	76,16	-4,35
39	Ryazan Region	57,27	52,70	-4,57
40	Republic of Karelia	54,94	50,31	-4,63
41	Volgograd Region	56,77	52,02	-4,75
42	Stavropol Territory	55,60	50,85	-4,75
43	Republic of Altai	68,33	63,58	-4,75

Item No.	Russian Federation subjects and abroad	Participation in election %		Change of voters' activity %
		02.12.2007	04.12.2011	
44	Republic of Udmurtia	61,32	56,55	-4,77
45	Penza Region	69,78	64,91	-4,87
46	Smolensk Region	54,88	49,63	-5,25
47	Sakhalin Region	54,42	49,09	-5,33
48	Orenburg Region	56,54	51,20	-5,34
49	Republic of Tatarstan (Tatarstan)	85,42	79,46	-5,96
50	Murmansk Region	58,14	51,87	-6,27
51	Orel Region	71,04	64,75	-6,29
52	Astrakhan Region	62,38	56,02	-6,36
53	Yaroslavl Region	62,38	55,88	-6,50
54	Perm Territory	54,85	48,10	-6,75
55	Novgorod Region	63,69	56,58	-7,11
56	Republic of Mari El	78,55	71,32	-7,23
57	Chelyabinsk Region	67,26	59,67	-7,59
58	Magadan Region	60,37	52,57	-7,80
59	Vologda Region	64,46	56,33	-8,13
60	Rostov Region	67,58	59,35	-8,23
61	Lipetsk Region	65,14	56,91	-8,23
62	Primorie Territory	56,95	48,70	-8,25
63	Khabarovsk Territory	61,48	53,17	-8,31
64	Altai Territory	60,94	52,53	-8,41
65	Kursk Region	63,27	54,74	-8,53
66	Omsk Region	64,31	55,70	-8,61
67	Kurgan Region	65,08	56,46	-8,62
68	Kemerovo Region	78,10	69,43	-8,67
69	Tomsk Region	59,22	50,46	-8,76
70	Republic of Chuvashia	70,66	61,66	-9,00
71	Sverdlovsk Region	60,60	51,15	-9,45
72	Krasnoyarsk Territory	59,57	49,71	-9,86
73	Republic of Sakha (Yakutia)	70,40	60,05	-10,35
74	Republic of Bashkortostan	89,74	79,25	-10,49
75	Moscow Region	61,56	50,96	-10,60
76	Vladimir Region	60,07	48,88	-11,19
77	Republic of Ingushetia	98,35	86,44	-11,91
78	Khanty-Mansi Autonomous District – Yugra	67,14	54,88	-12,26
79	Jewish Autonomous Region	64,55	52,12	-12,43
80	Pskov Region	65,47	52,95	-12,52
81	Irkutsk Region	59,80	47,10	-12,70
82	Amur Region	67,87	54,04	-13,83
83	Transbaikal Territory	67,45	53,62	-13,83
84	Kirov Region	71,15	54,05	-17,10
85	Baikonur (Republic of Kazakhstan)	78,52	53,00	-25,52
Total		63,78	60,21	-3,57

*Annex 6 to Chapter 3*

**Voting of disabled electors  
at the election of deputies of the State Duma of the Federal Assembly of the Russian  
Federation on the Sixth Convocation**

Item No.	Subject of the Russian Federation	Number of voting disabled voters		Total	Percent of the total number of voters participating in election
		in polling stations	outside polling stations		
1	Republic of Adygeya (Adygeya)	11 886	5 236	17 122	7,6
2	Republic of Altai	16 692	5 818	22 510	23,4
3	Republic of Bashkortostan	126 544	117 832	244 376	10,2
4	Republic of Buryatia	4 989	1 663	6 652	1,7
5	Republic of Daghestan	191 594	12 735	204 329	13,6
6	Republic of Ingushetia	13 564	752	14 316	8,6
7	Republic of Kabardino-Balkaria	48 080	8 710	56 790	10,9
8	Republic of Kalmykia	2 874	2 986	5 860	4,3
9	Karachayevo-Cherkessian Republic	295	1 974	2 269	0,8
10	Republic of Karelia	28 342	10 753	39 095	13,9
11	Republic of Komi	27 394	17 562	44 956	8,3
12	Republic of Mari El	19 180	14 583	33 763	8,9
13	Republic of Mordovia	18 061	18 847	36 908	6,0
14	The Republic of Sakha (Yakutia)	17 378	10 905	28 283	7,5
15	Republic of Northern Osetia – Alania	47 315	11 632	58 947	13,4
16	Republic of Tatarstan (Tatarstan)	179 905	44 346	224 251	9,8
17	Republic of Tyva	5 763	7 741	13 504	9,6
18	Republic of Udmurtia	15 122	11 918	27 040	3,9
19	Republic of Khakasia	5 755	5 938	11 693	5,5
20	Chechen Republic	245	933	1 178	0,2
21	Republic of Chuvashia	57 113	16 960	74 073	12,3
22	Altai Territory	37 708	32 390	70 098	6,8
23	Transbaikal Territory	4 736	34 287	39 023	8,9
24	Krasnodar Territory	124 202	130 653	254 855	9,4
25	Krasnoyarsk Territory	39 753	48 128	87 881	8,1
26	Perm Territory	42 991	40 391	83 382	8,2
27	Primorie Territory	67 996	12 569	80 565	10,8
28	Stavropol Territory	57 862	36 119	93 981	9,3
29	Khabarovsk Territory	26 959	22 171	49 130	8,8
30	Amur Region	9 518	9 928	19 446	5,5
31	Arkhangelsk Region	29 802	12 444	42 246	8,6
32	Astrakhan Region	23 009	4 414	27 423	6,4
33	Belgorod Region	1 969	5 763	7 732	0,8
34	Bryansk Region	24 479	13 621	38 100	6,1
35	Vladimir Region	4 927	12 185	17 112	2,8
36	Volgograd Region	27 468	33 764	61 232	5,9
37	Vologda Region	43 226	34 021	77 247	14,0
38	Voronezh Region	41 944	68 087	110 031	9,0
39	Ivanovo Region	21 939	25 154	47 093	10,5
40	Irkutsk Region	8 747	52 364	61 111	6,8
41	Kaliningrad Region	5 279	2 016	7 295	1,7
42	Kaluga Region	29 583	41 634	71 217	15,5

Item No.	Subject of the Russian Federation	Number of voting disabled voters		Total	Percent of the total number of voters participating in election
		in polling stations	outside polling stations		
43	Kamchatka Territory	2 239	3 405	5 644	4,1
44	Kemerovo Region	150 664	100 445	251 109	17,3
45	Kirov Region	42 817	30 630	73 447	12,1
46	Kostroma Region	13 620	9 341	22 961	7,1
47	Kurgan Region	16 909	18 978	35 887	8,4
48	Kursk Region	26 577	26 098	52 675	10,1
49	Leningrad Region	60 821	25 656	86 477	12,7
50	Lipetsk Region	34 666	55 400	90 066	16,6
51	Magadan Region	1 185	1 382	2 567	4,1
52	Moscow Region	11 312	5 082	16 394	0,6
53	Murmansk Region	9 551	3 757	13 308	3,8
54	Nizhniy Novgorod Region	9 563	11 566	21 129	1,3
55	Novgorod Region	29 003	16 739	45 742	15,3
56	Novosibirsk Region	43 816	27 855	71 671	5,9
57	Omsk Region	48 123	30 539	78 662	9,0
58	Orenburg Region	66 821	35 670	102 491	12,2
59	Orel Region	2 849	2 829	5 678	1,3
60	Penza Region	18 206	12 912	31 118	4,3
61	Pskov Region	10 179	11 269	21 448	7,0
62	Rostov Region	44 849	35 872	80 721	4,1
63	Ryazan Region	24 558	22 174	46 732	9,2
64	Samara Region	28 342	10 753	39 095	2,9
65	Saratov Region	22 461	20 651	43 112	3,2
66	Sakhalin Region	5 886	3 086	8 972	4,6
67	Sverdlovsk Region	58 505	49 892	108 397	6,0
68	Smolensk Region	9 388	11 635	21 023	5,2
69	Tambov Region	1 798	5 718	7 516	1,3
70	Tver Region	36 973	26 024	62 997	10,3
71	Tomsk Region	17 758	8 879	26 637	6,7
72	Tula Region	61 593	57 594	119 187	13,0
73	Tyumen Region	4 832	5 595	10 427	1,3
74	Ulyanovsk Region	20 155	9 919	30 074	4,7
75	Chelyabinsk Region	10 823	15 058	25 881	1,6
76	Yaroslavl Region	20 345	29 157	49 502	8,4
77	Moscow	11 312	5 082	16 394	0,4
78	Saint Petersburg	418 100	57 617	475 717	23,9
79	Jewish Autonomous Region	4 148	2 017	6 165	8,7
80	Nenets Autonomous District	486	302	788	4,0
81	Khanty-Mansi Autonomous District – Yugra	11 124	7 063	18 187	3,1
82	Chukotka Autonomous District	121	167	288	1,1
83	Yamalo-Nenets Autonomous District	1 486	1 022	2 508	0,9
<b>Total</b>		<b>2 926 152</b>	<b>1 816 757</b>	<b>4 742 909</b>	<b>7,3</b>

*Annex 7 to Chapter 3*

**Information on voting  
with absentee certificates at the election of of the State Duma of the Federal Assembly  
of the Russian Federation on the Sixth Convocation**

Item No.	Subject of the Russian Federation	absentee ballot	Number of absentee certificates which have been given out by Territorial Election Commission	Number of absentee certificates which have been given out by Precinct Election Commission to voters at election district before Voting Day	Number of the voters who have voted by absentee certificates at election district
1	2	3	4	5	6
1	Republic of Adygeya (Adygeya)	2 300	133	1 498	656
2	Republic of Altai	3 000	34	1 681	1 379
3	Republic of Bashkortostan	65 000	6 031	52 003	29 012
4	Republic of Buryatia	20 000	304	10 652	7 375
5	Republic of Daghestan	10 000	36	343	103
6	Republic of Ingushetia	1 500	57	286	181
7	Republic of Kabardino-Balkaria	3 000	142	1 116	546
8	Republic of Kalmykia	7 000	181	4 911	3 091
9	Karachayevo-Cherkessian Republic	2 000	107	337	179
10	Republic of Karelia	10 000	304	3 469	2 700
11	Republic of Komi	22 000	2 141	15 920	12 401
12	Republic of Mari El	27 000	697	23 435	12 444
13	Republic of Mordovia	20 000	302	13 027	7 577
14	Republic of Sakha (Yakutia)	15 000	707	9 228	5 994
15	Republic of Northern Osetia – Alania	15 000	804	8 707	3 761
16	Republic of Tatarstan (Tatarstan)	60 000	671	28 059	19 402
17	Republic of Tyva	2 500	66	1 397	749
18	Republic of Udmurtia	25 000	222	15 233	10 711
19	Republic of Khakasia	10 000	1 295	7 560	4 420
20	Chechen Republic	5 000	234	986	393
21	Republic of Chuvashia	65 000	1 180	31 996	13 829
22	Altai Territory	25 000	2 855	17 964	15 671
23	Transbaikal Territory	20 000	451	9 933	7 079
24	Kamchatka Territory	3 000	513	1 245	924
25	Krasnodar Territory	93 800	12 141	79 083	55 631
26	Krasnoyarsk Territory	40 000	967	18 906	15 478
27	Perm Territory	40 000	459	24 204	19 520
28	Primorie Territory	35 000	1 016	19 110	15 122
29	Stavropol Territory	20 000	467	12 258	12 871
30	Khabarovsk Territory	25 000	552	13 866	9 839
31	Amur Region	15 000	1 784	10 338	9 230
32	Arkhangelsk Region	15 000	466	8 322	6 430
33	Astrakhan Region	27 000	955	20 851	16 833
34	Belgorod Region	20 000	540	16 019	10 843
35	Bryansk Region	23 500	10 863	12 290	19 482
36	Vladimir Region	25 000	4 700	13 132	14 840
37	Volgograd Region	35 000	538	24 553	19 465



Item No.	Subject of the Russian Federation	absentee ballot	Number of absentee certificates which have been given out by Territorial Election Commission	Number of absentee certificates which have been given out by Precinct Election Commission to voters at election district before Voting Day	Number of the voters who have voted by absentee certificates at election district
1	2	3	4	5	6
38	Vologda Region	30 000	745	16 030	10 942
39	Voronezh Region	44 000	1 196	36 189	25 079
40	Ivanovo Region	17 000	1 868	14 445	10 650
41	Irkutsk Region	60 000	780	25 708	15 226
42	Kaliningrad Region	10 000	134	7 851	6 829
43	Kaluga Region	24 000	1 664	20 159	11 023
44	Kemerovo Region	51 000	2 110	39 458	27 263
45	Kirov Region	37 000	1 298	20 156	12 282
46	Kostroma Region	12 000	518	8 339	6 349
47	Kurgan Region	17 000	422	14 602	7 839
48	Kursk Region	21 000	685	15 106	10 383
49	Leningrad Region	25 000	548	15 874	13 845
50	Lipetsk Region	15 000	262	5 041	3 582
51	Magadan Region	2 000	124	769	406
52	Moscow Region	150 000	3 164	82 039	75 281
53	Murmansk Region	15 000	1 226	4 542	3 865
54	Nizhniy Novgorod Region	55 000	2 618	42 271	34 110
55	Novgorod Region	10 000	645	7 227	5 214
56	Novosibirsk Region	56 000	6 906	46 908	36 558
57	Omsk Region	43 000	647	33 108	22 129
58	Orenburg Region	16 000	756	11 079	8 373
59	Orel Region	20 000	171	7 210	3 640
60	Penza Region	23 000	366	13 789	9 880
61	Pskov Region	14 000	171	6 373	4 731
62	Rostov Region	80 000	2 358	60 832	45 446
63	Ryazan Region	18 000	631	13 648	11 502
64	Samara Region	44 000	3 280	32 751	27 300
65	Saratov Region	62 000	4 197	49 160	35 920
66	Sakhalin Region	7 000	293	3 948	3 025
67	Sverdlovsk Region	70 000	1 478	53 631	42 269
68	Smolensk Region	17 000	453	10 963	7 876
69	Tambov Region	15 000	1 758	8 154	7 707
70	Tver Region	27 500	2 766	20 927	15 750
71	Tomsk Region	20 000	144	9 203	7 033
72	Tula Region	40 000	11 555	26 773	24 259
73	Tyumen Region	35 000	1 813	17 609	13 025
74	Ulyanovsk Region	39 000	1 419	31 839	14 148
75	Chelyabinsk Region	72 000	9 395	59 583	59 287
76	Yaroslavl Region	20 000	291	13 793	10 819
77	Moscow	203 000	13 950	135 290	123 066
78	Saint Petersburg	90 000	5 832	48 592	36 386
79	Jewish Autonomous Region	6 000	37	1 995	1 375

Item No.	Subject of the Russian Federation	absentee ballot	Number of absentee certificates which have been given out by Territorial Election Commission	Number of absentee certificates which have been given out by Precinct Election Commission to voters at election district before Voting Day	Number of the voters who have voted by absentee certificates at election district
1	2	3	4	5	6
80	Nenets Autonomous District	500	20	138	181
81	Khanty-Mansi Autonomous District – Yugra	35 000	1 961	13 024	12 427
82	Chukotka Autonomous District	1 500	200	349	310
83	Yamalo-Nenets Autonomous District	12 600	1 937	6 269	2 698
<b>Total Russian Federation</b>		<b>2 534 700</b>	<b>149 707</b>	<b>1 646 662</b>	<b>1 253 449</b>
	Baikonur (Republic of Kazakhstan)	400	9	74	48
	Territory outside of the Russian Federation (excluding Baikonur)	5 000	0	487	4 471
	Number of cancelled unused absentee certificates redeemed by the CEC of Russia	59 900			
<b>Total</b>		<b>2 600 000</b>	<b>149 716</b>	<b>1 647 223</b>	<b>1 257 968</b>

*Note:* Columns 4–6 don't take into account data on voting precincts the results of voting where have been declared invalid.

**Information on movements of absentee certificates for voting at the election of deputies of the State Duma of the Federal Assembly of the Russian Federation on the Sixth Convocation**

Item No.	Subject of the Russian Federation	Absentee certificates distributed	Election commissions of subjects of the Russian Federation				Territorial election commissions					Precinct election commissions			
			Accepted from CEC of Russia	Transferred to TEC	Cancelled	Lost	Accepted from ECoSoRF	Transferred to PEC	Issued to voters	Cancelled	Lost	Transferred to TEC	Issued to voters	Cancelled	Lost
1	2	3	4	5	6	7	8	9	10	11	12	13	14	15	16
1	Republic of Adygeya (Adygeya)	2 300	2 300	2 000	300	0	2 000	1 861	133	6	0	1 861	1 498	363	0
2	Republic of Altai	3 000	3 000	2 850	150	0	2 850	2 703	34	FROM	0	2 703	1 681	1 022	0
3	Republic of Bashkortostan	65 000	65 000	63 270	1 730	0	63 270	56 295	6 031	940	0	56 295	52 003	4 292	0
4	Republic of Buryatia	20 000	20 000	20 000	0	0	20 000	18 825	304	871	0	18 825	10 652	8 164	9
5	Republic of Dagestan	10 000	10 000	9 001	999	0	9 001	8 161	36	804	0	8 161	343	7 818	0
6	Republic of Ingushetia	1 500	1 500	1 300	200	0	1 300	1 238	57	5	0	1 238	286	951	1
7	Republic of Kabardino-Balkaria	3 000	3 000	2 780	220	0	2 780	2 623	142	15	0	2 623	1 116	1 507	0
8	Republic of Kalmykia	7 000	7 000	6 730	270	0	6 730	6 434	181	115	0	6 434	4911	1 523	0
9	Karachayevo-Cherkessian Republic	2 000	2 000	1 500	500	0	1 500	1 119	107	274	0	1 119	337	782	0
10	Republic of Karelia	10 000	10 000	9 500	500	0	9 500	7 995	304	1 201	0	7 995	3 469	4 526	0
11	Republic of Komi	22 000	22 000	21 980	20	0	21 980	18 399	2 141	1 440	0	18 399	15 920	2 479	0
12	Republic of Mari El	27 000	27 000	26 850	150	0	26 850	25 537	697	616	0	25 537	23 435	2 102	0
13	Republic of Mordovia	20 000	20 000	19 750	250	0	19 750	17 822	302	1 626	0	17 822	13 027	4 795	0
14	Republic of Sakha (Yakutia)	15 000	15 000	15 000	0	0	15 000	13 952	707	341	0	13 952	9 228	4 714	10
15	Republic of Northern Osetia - Alania	15 000	15 000	15 000	0	0	15 000	12 958	804	1 238	0	12 958	8 707	4 249	2
16	Republic of Tatarstan (Tatarstan)	60 000	60 000	57 400	2 600	0	57 400	52 624	671	4 105	0	52 624	28 059	24 565	0
17	Republic of Tyva	2 500	2 500	2 120	380	0	2 120	1 958	66	91	0	1 958	1 397	561	0
18	Republic of Udmurtia	25 000	25 000	23 400	1 600	0	23 400	20 454	222	2 724	0	20 454	15 233	5 221	0
19	Republic of Khakasia	10 000	10 000	10 000	0	0	10 000	8 690	1 295	15	0	8 690	7 560	1 130	0
20	Chechen Republic	5 000	5 000	5 000	0	0	5 000	4 766	234	0	0	4 766	986	3 780	0
21	Republic of Chuvashia	65 000	65 000	61 700	3 300	0	61 700	46 344	1 180	14 176	0	46 344	31 996	14 348	0
22	Altai Territory	25 000	25 000	25 000	0	0	25 000	21 702	2 855	469	0	21 676	17 964	3 712	0
23	Transbaikal Territory	20 000	20 000	19 585	415	0	19 585	17 963	451	1 171	0	17 963	9 933	8 030	0

Item No.	Subject of the Russian Federation	Absentee certificates distributed	Election commissions of subjects of the Russian Federation				Territorial election commissions					Precinct election commissions			
			Accepted from CEC of Russia	Transferred to TEC	Cancelled	Lost	Accepted from ECoSoRF	Transferred to PEC	Issued to voters	Cancelled	Lost	Transferred to TEC	Issued to voters	Cancelled	Lost
1	2	3	4	5	6	7	8	9	10	11	12	13	14	15	16
24	Kamchatka Territory	3 000	3 000	3 000	0	0	3 000	2 417	513	58	0	2 417	1 245	1 172	0
25	Krasnodar Territory	93 800	93 800	93 706	94	0	93 706	81 224	12 141	341	0	81 224	79 083	2 141	0
26	Krasnoyarsk Territory	40 000	40 000	40 000	0	0	40 000	37 033	967	2 000	0	37 033	18 906	18 127	0
27	Perm Territory	40 000	40 000	39 780	220	0	39 780	37 495	459	1 826	0	37 495	24 204	13 281	10
28	Primorie Territory	35 000	35 000	33 400	1 600	0	33 400	28 310	1 016	4 074	0	28 310	19 110	9 200	0
29	Stavropol Territory	20 000	20 000	19 874	126	0	19 874	17 614	467	1 793	0	17 614	12 258	5 356	0
30	Khabarovsk Territory	25 000	25 000	23 700	1 300	0	23 700	19 751	552	3 397	0	19 751	13 866	5 885	0
31	Amur Region	15 000	15 000	15 000	0	0	15 000	12 979	1 784	212	0	12 929	10 338	2 591	0
32	Arkhangelsk Region	15 000	15 000	15 000	0	0	15 000	14 068	466	466	0	14 068	8 322	5 746	0
33	Astrakhan Region	27 000	27 000	26 600	400	0	26 600	23 219	955	2 426	0	23 219	20 851	2 368	0
34	Belgorod Region	20 000	20 000	20 000	0	0	20 000	18 971	540	489	0	18 971	16 019	2 952	0
35	Bryansk Region	23 500	23 500	23 500	0	0	23 500	12 545	10 863	72	0	12 545	12 290	255	0
36	Vladimir Region	25 000	25 000	25 000	0	0	25 000	18 721	4 700	1 579	0	18 721	13 132	5 589	0
37	Vologograd Region	35 000	35 000	35 000	0	0	35 000	32 293	538	2 168	0	32 248	24 553	7 695	0
38	Vologda Region	30 000	30 000	25 650	4 350	0	25 650	23 456	745	1 449	0	23 456	16 030	7 426	0
39	Voronezh Region	44 000	44 000	44 000	0	0	44 000	40 001	1 196	2 803	0	40 001	36 189	3 812	0
40	Ivanovo Region	17 000	17 000	17 000	0	0	17 000	15 104	1 868	28	0	15 104	14 445	659	0
41	Irkutsk Region	60 000	60 000	55 440	4 560	0	55 440	48 818	780	5 842	0	48 818	25 708	23 110	0
42	Kaliningrad Region	10 000	10 000	10 000	0	0	10 000	9 619	134	247	0	9 619	7 851	1 766	2
43	Kaluga Region	24 000	24 000	23 700	300	0	23 700	21 834	1 664	202	0	21 834	20 159	1 675	0
44	Kemerovo Region	51 000	51 000	49 451	1 549	0	49 451	46 466	2 110	871	0	46 466	39 458	7 008	0
45	Kirov Region	37 000	37 000	35 735	1 265	0	35 735	31 728	1 298	2 709	0	31 728	20 156	11 572	0
46	Kostroma Region	12 000	12 000	11 990	10	0	11 990	11 113	518	359	0	11 113	8 339	2 774	0
47	Kurgan Region	17 000	17 000	17 000	0	0	17 000	16 499	422	78	0	16 499	14 602	1 897	0
48	Kursk Region	21 000	21 000	21 000	0	0	21 000	19 043	685	1 272	0	19 043	15 106	3 937	0
49	Leningrad Region	25 000	25 000	25 000	0	0	25 000	22 712	548	1 740	0	22 712	15 874	6 838	0
50	Lipetsk Region	15 000	15 000	10 030	4 970	0	10 030	8 799	262	969	0	8 799	5 041	3 757	1

Item No.	Subject of the Russian Federation	Absentee certificates distributed	Election commissions of subjects of the Russian Federation				Territorial election commissions					Precinct election commissions			
			Accepted from CEC of Russia	Transferred to TEC	Cancelled	Lost	Accepted from ECoSoRF	Transferred to PEC	Issued to voters	Cancelled	Lost	Transferred to TEC	Issued to voters	Cancelled	Lost
1	2	3	4	5	6	7	8	9	10	11	12	13	14	15	16
51	Magadan Region	2 000	2 000	2 000	0	0	2 000	1 851	124	25	0	1 851	769	1 082	0
52	Moscow Region	150 000	150 000	125 500	24 500	0	125 500	112 366	3 164	9 839	0	112 483	82 039	30 416	28
53	Murmansk Region	15 000	15 000	15 000	0	0	15 000	11 811	1 226	1 963	0	11 811	4 542	7 269	0
54	Nizhniy Novgorod Region	55 000	55 000	54 689	311	0	54 689	51 060	2 618	1 009	0	51 060	42 271	8 786	3
55	Novgorod Region	10 000	10 000	9 850	150	0	9 850	8 887	645	318	0	8 887	7 227	1 660	0
56	Novosibirsk Region	56 000	56 000	56 000	0	0	56 000	48 841	6 906	239	0	48 798	46 908	1 890	0
57	Omsk Region	43 000	43 000	42 260	740	0	42 260	39 981	647	1 631	0	39 921	33 108	6 813	0
58	Orenburg Region	16 000	16 000	15 715	285	0	15 715	14 544	756	415	0	14 544	11 079	3 464	1
59	Orel Region	20 000	20 000	18 500	1 500	0	18 500	16 958	171	1 371	0	16 958	7 210	9 748	0
60	Penza Region	23 000	23 000	21 080	1 920	0	21 080	18 382	366	2 332	0	18 382	13 789	4 593	0
61	Pskov Region	14 000	14 000	13 590	410	0	13 590	11 800	171	1 619	0	11 800	6 373	5 427	0
62	Rostov Region	80 000	80 000	80 000	0	0	80 000	75 531	2 358	2 107	0	75 401	60 832	14 538	31
63	Ryazan Region	18 000	18 000	18 000	0	0	18 000	17 171	631	198	0	17 171	13 648	3 522	1
64	Samara Region	44 000	44 000	44 000	0	0	44 000	39 847	3 280	874	0	39 817	32 751	7 064	2
65	Saratov Region	62 000	62 000	61 400	600	0	61 400	55 722	4 197	1 464	0	55 412	49 160	6 249	3
66	Sakhalin Region	7 000	7 000	7 000	0	0	7 000	6 356	293	351	0	6 356	3 948	2 408	0
67	Sverdlovsk Region	70 000	70 000	70 000	0	0	70 000	67 204	1 478	1 318	0	67 204	53 631	13 572	1
68	Smolensk Region	17 000	17 000	16 900	100	0	16 900	15 371	453	1 076	0	15 371	10 963	4 408	0
69	Tambov Region	15 000	15 000	14 215	785	0	14 215	AND 665	1 758	792	0	AND 665	8 154	3 511	0
70	Tver Region	27 500	27 500	27 400	100	0	27 400	24 093	2 766	541	0	24 093	20 927	3 165	1
71	Tomsk Region	20 000	20 000	19 850	150	0	19 850	17 079	144	2 627	0	17 079	9 203	7 876	0
72	Tula Region	40 000	40 000	40 000	0	0	40 000	28 309	AND 555	136	0	28 309	26 773	1 536	0
73	Tyumen Region	35 000	35 000	32 750	2 250	0	32 750	27 701	1 813	3 236	0	27 701	17 609	10 092	0
74	Ulyanovsk Region	39 000	39 000	39 000	0	0	39 000	36 972	1 419	609	0	36 972	31 839	5 133	0
75	Chelyabinsk Region	72 000	72 000	72 000	0	0	72 000	62 001	9 395	581	1	61 890	59 583	2 307	0
76	Yaroslavl Region	20 000	20 000	20 000	0	0	20 000	19 142	291	566	0	19 142	13 793	5 349	0
77	Moscow	203 000	203 000	203 000	0	0	203 000	169 594	13 950	19 456	0	169 594	135 290	34 292	12



Item No.	Subject of the Russian Federation	Absentee certificates distributed				Election commissions of subjects of the Russian Federation				Territorial election commissions					Precinct election commissions			
		Accepted from CEC of Russia	Transferred to TEC	Cancelled	Lost	Accepted from ECoSoRF	Transferred to PEC	Issued to voters	Cancelled	Lost	Transferred to TEC	Issued to voters	Cancelled	Lost	Transferred to TEC	Issued to voters	Cancelled	Lost
1	2	3	4	5	6	7	8	9	10	11	12	13	14	15	16			
78	Saint Petersburg	90 000	90 000	90 000	0	0	90 000	74 033	5 832	9 572	560	73 874	48 592	25 274	8			
79	Jewish Autonomous Region	6 000	6 000	5 100	900	0	5 100	4 386	37	677	0	4 386	1 995	2 391	0			
80	Nenets Autonomous District	500	500	500	0	0	500	429	20	51	0	429	138	291	0			
81	Khanty-Mansi Autonomous District – Yugra	35 000	35 000	32 800	2 200	0	32 800	28 340	1 961	2 499	0	28 340	13 024	15 316	0			
82	Chukotka Autonomous District	1 500	1 500	1 500	0	0	1 500	1 061	200	239	0	1 061	349	712	0			
83	Yamalo-Nenets Autonomous District	12 600	12 600	10 300	2 300	0	10 300	8 172	1 937	191	0	8 172	6 269	1 903	0			
	<b>Total Russian Federation</b>	<b>2 534 700</b>	<b>2 534 700</b>	<b>2 461 171</b>	<b>73 529</b>	<b>0</b>	<b>2 461 171</b>	<b>2 168 915</b>	<b>149 707</b>	<b>141 748</b>	<b>561</b>	<b>2 168 068</b>	<b>1 646 662</b>	<b>521 280</b>	<b>126</b>			
	Baikunur (Republic of Kazakhstan)	400	400	280	111	0			9			280	74	206	0			
	Territory outside of the Russian Federation (excluding Baikunur)	5 000	5 000	4 995	5	0			0			4 995	487	4 507	1			
	Number of cancelled unused absentee certificates redeemed by the CEC of Russia	59 900																
	<b>Total</b>	<b>2 600 000</b>	<b>2 540 100</b>	<b>2 466 446</b>	<b>73 645</b>	<b>0</b>	<b>2 461 171</b>	<b>2 168 915</b>	<b>149 716</b>	<b>141 748</b>	<b>561</b>	<b>2 173 343</b>	<b>1 647 223</b>	<b>525 993</b>	<b>127</b>			

Note: Columns 10, 13–16 do not take into account the data on election precincts where voting results were recognized invalid.

## Chapter 4.

### The system of election commissions during the election of deputies of the State Duma of the Federal Assembly of the Russian Federation on the Sixth Convocation

#### **4.1. Information on qualitative composition of election commissions of subjects of the Russian Federation and territorial election commissions**

According to the Federal Law “On Election of Deputies of the State Duma of the Federal Assembly of the Russian Federation”, preparing to and conducting the election of deputies of the State Duma of the Federal Assembly of the Russian Federation on the Sixth Convocation, the Central Election Commission of the Russian Federation, 83 election commissions of the Russian Federation subjects, 2746 territorial election commissions (including 2 territorial commissions formed for management of precinct election commissions formed in election precincts outside of the Russian Federation), as well as more than 94.8 thousand precinct commissions in the Russian Federation and 376 precinct commissions abroad ensured exercise and protection of the electoral rights of citizens.

Of 83 election commissions of the subjects of the Russian Federation, 63 commissions were newly formed due to termination of their authorities in 2011. In addition, in 2011, powers of 540 territorial election commissions expired, including 22 municipal election commissions which had authorities of the territorial election commissions.

Election commissions of subjects of the Russian Federation and territorial election commissions were formed according to the requirements of Articles 22, 23, 24, 26, 28, 29 of the Federal Law “On Basic Guarantees of Electoral Rights and the Right of Citizens of the Russian Federation to Participate in a Referendum” (further in Chapter 4 referred to as the Federal Law) and legislation on election and referendums of the Russian Federation subjects.

When forming 63 election commissions of the Russian Federation subjects, 1105 propositions were received by the Russian Federation subjects' state authorities on candidates to election commissions, including 569 – to legislative (representative) bodies, and 536 – to execution authorities.

In total, 848 casting vote members were appointed to election commissions, of which 418 were assigned by the legislative (representative) bodies, 420 by executive authorities of the Russian Federation subjects, and 10 by the Central Election Commission of the Russian Federation

Due to the Head of Administration of the Volgograd Region, Congress of People's Deputies of Kemerovo Region, Legislative Assembly of the Kirov Region, Governor of the Kostroma Region, Pskov Regional Deputy Assembly and Governor of the Tver Region had not assigned, within the period provided for by the legislation, the necessary quantity of respective commissions members, the Central Election Commission, based on Paragraph 7, Article 22 of the Federal Law, appointed 10 voting commissions members. At that, three members were appointed to the Pskov Region election commission, two members to the Kostroma Region election commission, one voting member to the election commissions of Volgograd, Kaliningrad, Kemerovo, Kirov and Tver Regions.

According to proposals of the local executive authorities, 200 persons (23.6%) were appointed to the commissions; according to proposals of the former Russian Federation election commissions—84 persons (9.9%).

The state bodies of the Russian Federation have completely performed the provisions of Paragraph 9, Article 23 of the Federal Law based on proposals of the Russian Federation Central Election Commission with 125 persons appointed to 63 election commissions.

837 persons (98.7 %) of the appointed members of the Russian Federation subjects' election commissions, have higher education, 428 (50.8 %) have legal higher education education, 99 (11.7 %) have post-graduate degrees, and 51 (6.0 %) have post-graduate degrees in the field of law. Over a half of the new appointees to commissions have a working experience in former election commission, i.e. 528 persons (62.3%).

In the newly formed commissions, 234 persons are state and municipal officers amounting to 27.6 percent in compliance with provisions of para-

graph 5, Article 22 of the Federal Law On not exceeding a half of the total number of the Russian Federation subject election commission members.

According to the requirements of paragraph 3, Article 28 of the Federal Law, initial (organizational) meetings of all 63 election commissions of the Russian Federation subjects took place within fifteen days of a resolution on appointment of voting election commission members and forming full and authorized commissions by the respective authorities of the Russian Federation subjects. The meetings were attended by members and executives of the CEC of Russia.

According to paragraph 14, the Central Election Commission of the Russian Federation has timely nominated candidates for chairmen of 63 election commissions of the Russian Federation that were formed. All the candidates nominated by the CEC of Russia were elected chairmen according to requirements of paragraph 13, Article 28 of the Federal Law.

41 persons were repeatedly elected chairmen of the election commissions of the Russian Federation, 42 persons were repeatedly elected deputy chairmen, and 41 persons were repeatedly elected secretaries. Thus, change of chairmen took place in 22 election commissions of the Russian Federation, including those of the Republic of Altai, Republic of Karelia, Republic of Mordovia, Republic of Chuvashia; Amur, Volgograd, Kaliningrad, Kirov, Kostroma, Moscow, Murmansk, Nizhni Novgorod, Orenburg, Orel, Pskov, Samara, Smolensk, Tver, Tula, Yaroslavl Regions; Nenets Autonomous District and Khanty-Mansi Autonomous District – Yugra.

Due to introduction of the second position of the Deputy Chairman of the Commission during formation of new Election Commissions of the Volgograd Region and Moscow city, and taking into account the presence of two above positions in the Election Commission of the Chukotka Autonomous District; 66 positions of the Deputy Chairmen of the Commission were formed in total; 24 persons were elected Deputy Chairmen for the first time (two in the Republic of Buryatia, Kabardino-Balkarian Republic, Republic of Northern Osetia-Alania, Chuvash Republic, Primorie and Khabarovsk Territories and Volgograd Region, and one in Ivanovo, Kemerovo, Kirov, Kurgan, Kursk, Murmansk, Orenburg, Penza, Pskov, Sakhalin, Sverdlovsk, Tver, Chelyabinsk Regions, Moscow, Nenets Autonomous District and Khanty-Mansi Autonomous District – Yugra). Thereat, in the Chukotka Autonomous District, both Deputy

Chairmen of the Commission were reelected for a new term; the Deputy Chairman of the Moscow Election Commission who was in this position in the former Commission was reelected, while both Deputy Chairmen of the Volgograd Region Election Commission were elected to such position for the first time.

New secretaries were appointed in 22 election commissions of the following subjects of the Russian Federation: Chuvash Republic; Altai, Perm, Stavropol Territories; Amur, Bryansk, Ivanovo, Kaliningrad, Kemerovo, Kurgan, Moscow, Nizhniy Novgorod, Novgorod, Omsk, Orenburg, Orel, Ryazan, Smolensk, Yaroslavl Regions; Jewish Autonomous Region; Nenets Autonomous District and Khanty-Mansi Autonomous District – Yugra.

In the course of formation of new election commissions of the Chuvash Republic, Orenburg Region, Nenets Autonomous District and Khanty-Mansi Autonomous District – Yugra, the commissions' heads (Chairmen, Deputy Chairmen and Secretaries) have been changed completely.

There were no changes of heads of 20 election commissions of the following subjects of the Russian Federation: the Republic of Dagestan, Republic of Ingushetia, Republic of Komi, Republic of Mari El, Republic of Tyva, Republic of Khakasia, Krasnodar and Krasnoyarsk Territories, Arkhangelsk, Astrakhan, Belgorod, Vologda, Voronezh, Kaluga, Lipetsk, Tambov, Tyumen Regions, Moscow, Chukotka and Yamalo-Nenets Autonomous Districts.

Chairmen of all 63 election commissions of the subjects of the Russian Federation have higher education, of which 55 (87.3 %) have legal higher education, 17 (27 %) have post-graduate degrees, of which 10 (15.9 %) have post-graduate degrees in the field of law.

All 22 newly elected chairmen of election commissions of the subjects of the Russian Federation have higher education, of which 17 (more than 77 %) have higher legal education, 7 have post-graduate degrees (about 32 %), of which 1 (Pskov Region) has a post-graduate degree in the field of law.

Deputy Chairmen of all 63 election commissions of the subjects of the Russian Federation have higher education, of which 42 (more than 63 %) have higher legal education, and 3 (Amur, Ivanovo, and Chelyabinsk Regions) have post-graduate degrees in the field of law.

Secretaries of all 63 election commissions of the subjects of the Russian Federation of which 43 (more

than 68 %) have higher legal education, while 7 (more than 11 %) have post-graduate degrees, of which 4 (Republic of Karelia, Primorie Territory, Amur and Tyumen Regions) have post-graduate degrees in the field of law.

According to Article 23 of the Federal law, the formed election commissions of the subjects of the Russian Federation shall work on a permanent basis and be legal entities. The term of powers of election commissions of the subjects of the Russian Federation shall be five years.

In 2010 and 2011, due to expiry of their powers, 2695 territorial election commissions were newly formed; it amounted to more than 98 percent of the total number of territorial commissions working in the Russian Federation. Among others, 308 new municipal election commissions were newly formed in the Republic of Adygeya, Altai, Krasnoyarsk, Kamchatka Territories, Belgorod, Kostroma, Moscow, Orenburg, Saratov, Sakhalin, Tomsk Regions, Moscow, and Chukotka Autonomous District and were delegated authorities of territorial election commissions by the respective resolutions passed by the election commissions of the subjects of the Russian Federation.

Of the territorial election commissions formed (including municipal election commissions having authorities of territorial election commissions), 658 commissions have the legal entity status, it being all or a part of the whole number of territorial commissions in the following Russian Federation subjects: Republic of Adygeya, Republic of Daghestan, Karachaevo-Cherkessian Republic, Republic of Komi, Chechen Republic, Kamchatka, Krasnoyarsk, Perm Territories, Belgorod, Vladimir, Volgograd, Vologda, Voronezh, Irkutsk, Kostroma, Moscow, Murmansk, Novgorod, Pskov, Saratov, Sakhalin, Sverdlovsk, Tver, Ulyanovsk Regions, Saint Petersburg, Jewish Autonomous Region, Chukotka and Yamalo-Nenets Autonomous Districts.

In total, 25,816 casting vote members have been appointed to the above 2695 territorial election commissions of which 18,348 members (71.1%) have already had a working experience with election commissions of different level. Of the appointed commission members, 20,058 (77.7%) have higher vocational education and 3883 (15%) have higher legal education.

In a number of the Russian Federation subjects, the public associations took part in forming the above election commissions along with political parties. For example, in the Republic of Kabardino-Balkaria and

Amur Region, one member of each territorial commission was appointed on proposals of All-Russia Public Organization "Molodaya Gvardia Yedinoy Rossii" and Amur Regional Public Association "GRAZHDANSKAYA INITSIIATIVA"; while in Samara Region, three members of territorial commissions were appointed on proposals of the Social Movement "Dekabr" of the Municipal District of Togliatti.

Moreover, 1798 persons (7%) were appointed to commissions on proposals of public associations, 1810 persons (7%) were appointed to commissions on proposals of municipal representative bodies, 365 persons (1.4%) were appointed to commissions on proposals of election commissions of subjects of the Russian Federation, 2740 persons (10.6%) were appointed to commissions on proposals of former territorial commissions, and 6554 persons (25.4%) were appointed to commissions on proposals of meetings of voters at the place of their residence, work, service or studies.

According to provisions of Articles 24 and 26 of the Federal Law, all 2695 municipal territorial election commissions, including election commission of municipal entities, delegated authorities of territorial election commissions have been formed for the authority term of five years and operate on the permanent basis.

#### **4.2. Participation of Political Parties in Formation of Territorial Election Commissions of the Subjects of the Russian Federation and Precinct Election Commissions**

On proposals of the political parties who submitted federal lists of candidates admitted for allocation of deputy seats in the Fifth State Duma of the Federal Assembly of the Russian Federation, 250 persons have been appointed to 63 election commissions of the subjects of the Russian Federation in the course of formation thereof in 2011 due to termination of their powers; it amounts to 29.5 percent of the total number of appointed commission members (848). Among others, on proposals of the political parties, the members have been appointed as follows:

"UNITED RUSSIA" – 63 (100%); "Communist Party of the Russian Federation" – 62 (98.4%);

"Liberal Democratic Party of Russia" – 63 (100%);

JUST RUSSIA – 62 (98.4%).

No proposal was submitted by the Political Party “Communist Party of the Russian Federation” on appointment of a member of the Election Commission of Chukotka Autonomous District. In the course of nomination of candidates to the Election Commission of the Republic of Tyva, the Political Party UNITED RUSSIA has submitted unduly executed documents.

On proposals of other political parties, 59 persons (7%) have been appointed to election commissions, of which the following number was appointed on proposals of the political parties:

“PATRIOTS OF RUSSIA” – 29 (3.4%);

“RIGHT CAUSE” – 18 (2.1%);

“Russian United Democratic Party “Yabloko” – 12 (1.4%).

The public associations also took part in forming the commissions, with 130 persons or more than 15 percent appointed on their proposals.

10,485 voting commission members (40.6%) of 25,816 casting vote members appointed in 2010-2011 to the new territorial election commissions on proposals of regional departments of the political parties that nominated federal lists of candidates admitted to allocation of deputy seats in the Fifth State Duma of the Federal Assembly of the Russian Federation (including municipal election commissions with authorities of the territorial election commissions) were appointed, among others, on proposals of the following political parties:

“UNITED RUSSIA” – 2691 (10.4%);

“Communist Party of the Russian Federation” – 2609 (10.1%);

“Liberal Democratic Party of Russia” – 2547 (9.9 %);

JUST RUSSIA – 2638 (10.2 %).

In the course of formation of the territorial election commissions and municipal election commissions having authorities of territorial commissions, proposals of other political parties were taken into account, with 1855 casting vote commission members (7.2%) appointed on proposals of the following political parties:

“PATRIOTS OF RUSSIA” – 805 (3.1 %);

“RIGHT CAUSE” – 490 (1.9 %);

“Russian United Democratic Party “YABLOKO” – 538 (2.1 %).

168 casting vote commission members (0.7%) were appointed on proposals of the political parties that nominated the candidates lists admitted to allocation of deputy seats in legislative (representative)

Bodies of the subjects of the Russian Federation of which the following were appointed on proposals of the following political parties:

“PATRIOTS OF RUSSIA” – 131 (2.3 %);

“RIGHT CAUSE” – 37 (1.5 %).

According to paragraph 8 of Article 24, paragraph 7 of Article 26, paragraph 5 of Article 27 of the Federal Law, election associations having nominated the candidates lists admitted to allocation of deputy seats in municipal representative bodies shall be eligible to nominate candidates to municipal, territorial and precinct election commissions. In 2010-2011, 36 casting vote commission members were appointed to municipal and territorial election commissions on proposals of the above electoral associations of which the following were appointed on proposals of the following political parties:

“PATRIOTS OF RUSSIA” – 2;

“RIGHT CAUSE” – 9;

Political party “Russian United Democratic Party “YABLOKO” – 20.

94,866 precinct election commissions were formed in the Russian Federation in order to ensure the process of voting at the election of Deputies of the State Duma of the Federal Assembly of the Russian Federation on the Sixth Convocation and vote counting within the statutory periods.

830,835 casting vote members were appointed to precinct election commissions of which 625,958 (more than 75 %) had a working experience in election commissions of different levels as of their appointment.

314,344 casting vote commission members were appointed to precinct election commissions on proposals of regional departments of the political parties that nominated the candidates federal lists admitted to allocation of deputy seats in the Fifth State Duma of the Federal Assembly of the Russian Federation, which amounted to 38 percent of the total number of members of precinct election commissions. Of them, the following were appointed on proposals of the following political parties: “UNITED RUSSIA” – 93 013 (11.2 %);

“Communist Party of the Russian Federation” – 79 372 (9.6 %);

“Liberal Democratic Party of Russia” – 69 997 (8.4 %);

JUST RUSSIA – 71 962 (8.7 %).

Regional departments of the above political parties have appointed their representatives members of precinct election commissions in all 83 subjects of the Russian Federation.



38,918 casting vote commission members (4.7%) were appointed to precinct election commissions on proposals of other political parties of which the following were appointed on proposals of the following political parties:

“PATRIOTS OF RUSSIA” – 17 580 (2.1 %);  
“RIGHT CAUSE” – 11 659 (1,4 %);

“Russian United Democratic Party  
“YABLOKO” – 9679 (1,2 %).

In this connection, representatives of the political party “PATRIOTS OF RUSSIA” were appointed to precinct commissions in 57 subjects of the Russian Federation (excluding the Republic of Altai, Republic of Karelia, Republic of Komi, Udmurtian Republic, Altai, Primorie, Khabarovsk Territories, Astrakhan, Vologda, Ivanovo, Leningrad, Lipetsk, Nizhni Novgorod, Novgorod, Orel, Penza, Pskov, Ryazan, Samara, Sakhalin, Smolensk, Tver, Tyumen Regions, Nenets, Chukotka, and Yamalo-Nenets Autonomous District); representatives of political party “RIGHT CAUSE” were appointed to precinct commissions in 41 subjects of the Russian Federation (excluding the Republic of Buryatia, Republic of Karelia, Republic of Komi, Republic of Mari El, Republic of Sakha (Yakutia), Republic of Tatarstan, Republic of Tyva, Chechen Republic, Altai, Kamchatka, and Khabarovsk Territories, Irkutsk, Kaluga, Kemerovo, Kursk, Leningrad, Lipetsk, Murmansk, Novgorod, Novosibirsk, Omsk, Orenburg, Orel, Pskov, Ryazan, Samara, Saratov, Smolensk, Tver, Tyumen, Yaroslavl Regions, Nenets, Khanty-Mansi Autonomous District, Chukotka, and Yamalo-Nenets Autonomous Districts); representatives of political party “Russian United Democratic Party “YABLOKO” were appointed to precinct commissions in 61 subjects of the Russian Federation (excluding the Republic of

Buryatia, Republic of Ingushetia, Republic of Kabardino-Balkaria, Republic of Sakha (Yakutia), Republic of Northern Osetia (Alania), Republic of Khakasia, Kamchatka, Primorie Territories, Bryansk, Vologda, Leningrad, Lipetsk, Magadan, Orenburg, Ryazan, Samara, Tyumen, Yaroslavl Region, Jewish Autonomous Region, Nenets, Chukotka, and Yamalo-Nenets Autonomous Districts).

37,578 casting vote commission members (4.5%) were appointed to precinct election commissions on proposals of public associations, 25,794 (3.1%) were appointed to precinct election commissions on proposals of municipal representative bodies, 414,201 (49.9%) were appointed to precinct election commissions on proposals of meetings of voters at their places of residence, work, service or study.

In total, 2.8 thousand elections to legislative (representative) bodies of the subjects of the Russian Federation have been appointed within 77 subjects of the Russian Federation for December 4, 2011, including election to local self-government bodies, as well as local referendums, voting on changes and transformation of the municipalities borders. Due to that, the Central Election Commission of the Russian Federation, having considered statements of the respective election and referendum commissions, has imposed on the precinct election commissions for election of Deputies of the State Duma of the Federal Assembly of the Russian Federation on the Sixth Convocation the powers to prepare and conduct other election and referendums in the subjects of the Russian Federation appointed for December 4, 2011. Subject to imposition of such powers on the above commissions, voters were granted the possibility of receiving ballots for voting at all election of different levels and referendums at which the voter is entitled to vote in one precinct election commission.

## Chapter 5.

### Political parties having participated in the election campaign for election of Deputies of the State Duma of the Federal Assembly of the Russian Federation on the Sixth Convocation

#### 5.1. Nomination of federal candidates lists by the political parties.

The election of deputies of the State Duma of the Federal Assembly of the Russian Federation on the Sixth Convocation have been appointed by the Order of the President of the Russian Federation No. 1124 “On Appointment of the Election of Deputies of the New State Duma of the Federal Assembly of the Russian Federation” of August 29, 2011 published in “Rossiyskaya Gazeta” No. 191 (5567) of August 30, 2011.

In accordance with the list compiled by the Ministry of Justice of the Russian Federation as of the date of official publication of resolution on conducting such election, seven political parties were entitled to participate in them\*:

All-Russian Political Party “UNITED RUSSIA”

Political party “Communist Party of the Russian Federation”

Political Party Liberal Democratic Party of Russia

Political party “Russian United Democratic Party “Yabloko”

Political Party “Patriots of Russia”

Political party JUST RUSSIA

All-Russian Political Party “RIGHT CAUSE”

Such list, as well as abstracts from charters of political parties enumerated therein with description of their emblems were provided to the Central Election Commission of the Russian Federation on September 2, 2011.

In accordance with the Federal Law “On Election of Deputies of the State Duma of the Federal Assembly of the Russian Federation” (hereinafter in this Chapter 5 referred to as the Federal Law on Election of Deputies), candidates shall be nominated at a congress of a political party not earli-

er than 10 days of the official publication of the resolution appointing election of deputies of the State Duma for the purposes of ensuring exercise of the passive electoral right of citizens not being members of political parties.

Congresses of political parties were held within the period since September 10 till September 24, 2011. The ninth (extraordinary) congress of the Political Party “PATRIOTS OF RUSSIA” was held on September 10, 2011 in Moscow; the sixteenth congress of the Political Party “United Russian Democratic Party “YABLOKO” was held on September 10–11, 2011 in Moscow Region, and the following congresses of the political parties were held in Moscow: the twenty third congress of the Political Party “Liberal Democratic Party of Russia” on September 13, the congress of the All-Russia Political Party “RIGHT CAUSE” on September 20, 2011, the twelfth congress of the All-Russia Political Party “UNITED RUSSIA” (the first stage) on September 23–24, 2011, the fourteenth (extraordinary) congress of the Political Party “Communist Party of the Russian Federation” and the sixth congress of the Political Party “JUST RUSSIA” on September 24, 2011.

Having analyzed the minutes of the political parties’ congresses provided to the Central Election Commission of the Russian Federation, it may be noted that they, except for the minutes of the CPRF\* congress, reflect issues in connection with consideration of candidates supported by regional offices of political parties not being members of political parties for inclusion thereof into federal lists of candidates.

In accordance with resolution of the CEC of Russia of August 3, 2011 No. 23/235-6 “On Determination of Boundaries and Parts of Territories of Subjects of the Russian Federation to which Regional Groups of Candidates may Correspond during Election of Deputies of the State Duma of the Federal Assembly of the Russian Federation on the Sixth Convocation”,

---

\* In accordance with clause 4 of article 19 of the Federal Law “On Political Parties”, the official information on political parties is published on the official site of the Ministry of Justice of the Russian Federation at <http://www.minjust.ru> (section “Non-Profit Entities’ Activities”, subsection “List of Registered Political Parties”).

---

\* According to Constitutions of political parties where short names of political parties are specified in line with full names, both full and short names of political parties are used in text.

the maximum number of regional groups into which a federal list of candidates could be divided was 151. The minimum number of regional groups in accordance with the Federal Law was not less than 70.

The all-federal part of the federal list of candidates could include not more than 10 candidates, the general number of candidates included into the federal list of candidates could not exceed 600 persons.

At its congress, a political party could determine a regional group of candidates to which votes of voters residing outside the Russian Federation for the federal list of candidates would belong.

Not later than September 29, 2011, political parties were to provide the Central Election Commission of the Russian Federation with documents necessary for certification of the federal list of candidates for deputies of the State Duma of the Federal Assembly of the Russian Federation on the Sixth Convocation. The party "YABLOKO" was the first political party to provide such documents to the CEC of Russia on September, 2011.

Table 5.1 provides information characterizing federal lists of candidates certified by the Central Election Commission of the Russian Federation.

Таблица 5.1

Item No.	Political Parties *	Date of passing resolution on certification of the federal list of candidates (number of the resolution of the CEC of Russian)	Number of candidates in the certified federal list of candidates	Number of candidates in the all-federal part of the certified list of candidates	Number of regional group of candidates into which the federal list of candidates has been divided	Number and name of the regional group of candidates to which votes of voters residing outside the Russian Federation have been related
1	2	3	4	5	6	7
1	Political party "Russian United Democratic Party "Yabloko"	September 19, 2011 (No. 33/290-6)	374	10	78	Regional Group No. 53 (Novosibirsk Region, Tomsk Region)
2	Political Party "PATRIOTS OF RUSSIA"	September 20, 2011 (No. 34/304-6)	309	10	83	not determined
3	Political Party "Liberal Democratic Party of Russia"	September 21, 2011 (No. 35/309-6)	312	10	82	regional group No. 59 (Pskov Region)
4	All-Russian Political Party "RIGHT CAUSE"	September 30, 2011 (No. 37/325-6)	313	10	77	regional group No. 39 (Kaliningrad Region)
5	Political Party "Communist Party of the Russian Federation"	October 3, 2011 (No. 38/337-6)	595	10	73	regional group No.15 (the Republic of Northern Ossetia – Alania)
6	Political Party "JUST RUSSIA"	October 4, 2011 (No. 39/342-6)	585	8	73	regional group No. 39 (Kaliningrad Region, Pskov Region)

\* Names of political parties are given in order of passing of resolutions of CEC of Russia on certification of federal lists of candidates.

1	2	3	4	5	6	7
7	All-Russian Political Party "UNITED RUSSIA"	October 5, 2011 (No. 40/346-6)	599	1	80	regional group No. 42 (Kaliningrad Region)

Table 5.1 shows that the least number of candidates (309) was included into the CEC of Russia certified federal list of candidates provided by the Political Party "PATRIOTS OF RUSSIA", and the greatest number (599 candidates) was included into the federal list of candidates of the the All-Russian Political Party "UNITED RUSSIA". In total, the certified federal lists included 3,087 candidates.

The smallest numbers of regional groups (73 each) into which federal lists of candidates were split belonged to political parties "Communist Party of the Russian Federation" and "JUST RUSSIA". The largest number of regional groups in the federal list of candidates (83) belonged to the Political Party "PATRIOTS OF RUSSIA".

The all-federal parts of federal lists of five political parties consisted of 10 candidates, the all-federal part of the federal list of candidates of the Political Party "JUST RUSSIA" consisted of eight candidates, and the all-federal part of the federal list of candidates of the All-Russian Political Party "UNITED RUSSIA" included one candidate.

All political parties, except for the Political Party "PATRIOTS OF RUSSIA", have determined a regional group to which votes of voters residing outside of the Russian Federation belong.

## 5.2. Collection of signatures by political parties in support of federal lists of candidates

In accordance with part 3 of article 39 of the Federal Law On Election of Deputies, a political party nominating a federal list of candidates must collect not less than 150,000 voters' signatures in support, with not more than 5,000 signatures of voters residing within such subject of the Russian Federation per one subject of the Russian Federation, and such signatures must be collected in not less than a half of subjects of the Russian Federation.

The number of voters' signatures included into the lists of signatures provided to the Central Election Commission of the Russian Federation might exceed the number necessary for registration of the federal list of candidates by not more than 5 per

cent. Therefore, in order to register a federal list of candidates, the Central Election Commission of the Russian Federation had to be provided with not less than 150,000 and not more than 157,500 voters' signatures.

In accordance with parts 9 and 18 of Article 43 of the Federal Law on Election of Deputies, the signature lists for selective verification shall be selected by means of random selection (drawing of lots). The procedure of random selection of signature sheets presented by political parties

in support of nomination of federal lists of candidates for deputies of the Sixth State Duma of the Federal Assembly of the Russian Federation was approved by resolution of the CEC of Russia of June 22, 2011 No. 16/182-6. Subject to initial verification are 30,000 signatures of voters who affixed their signatures to signature sheets and data corresponding thereto. If the number of inauthentic and/or invalid voters' signatures identified in the course of selective verification is at least 5 per cent of the total amount of signatures selected for verification, 22,500 signatures will be verified additionally.

For registration of nominated federal lists of candidates, signature sheets with voters' signatures were provided by three political parties: the All-Russian Political Party "RIGHT CAUSE", the Political Party "Russian United Democratic Party "YABLOKO" and the The All-Russian Political Party "RIGHT CAUSE" and the Political Party "PATRIOTS OF RUSSIA". The total number of signatures presented to the Central Election Commission of the Russian Federation was 472,474. Annex 1 to Chapter 5 describes a distribution of number of signatures by subjects of the Russian Federation where political parties were collecting signatures in support of federal lists of candidates nominated by them.

The CEC of Russia was provided with no signatures for Nenets, Chukotka and Yamal-Nenets Autonomous Districts. No political parties collected signatures abroad. The collection of signatures by political parties was the most active in Kursk Region (12,880 signatures), Moscow (12,388), Moscow Region (12,226), Voronezh Region (12,031), the Udmurt Republic (11,885), Saratov Region (11,785), Tula Region (11,703), Krasnodar Territory (11,042)

and Saint Petersburg (10,909), and the least active in the Karachayevo-Cherkessian Republic (521), the Republic of North Ossetia – Alania (494), the Republic of Kabardino-Balkaria (458), Kamchatka Territory (341), Transbaikal Territory (253), the Chechen Republic (220) and the Republic of Ingushetia (103 signatures).

The Political Party “PATRIOTS OF RUSSIA” has covered the largest number of subjects of the Russian Federation in the course of signature collection. It has collected signatures in 76 subjects. In support of nomination of the federal list of candidates, the Party “YABLOKO” has collected signatures in 59 subjects, while the Political Party “RIGHT CAUSE” has done so in 49 subjects of the Russian Federation.

Annex 2 to Chapter 5 gives generalized data characterizing the process of registration of nominated federal lists of candidates by the results of verification of compliance with the voters’ signatures collection procedure and formalization of signature sheets, validity of data on voters and their signatures contained therein. The CEC of Russia has registered federal lists of candidates of all three political parties that presented signature sheets.

Based on the results of authenticity check of 90,000 signatures selected randomly and data on voters corresponding thereto 3,200 signatures were recognized inauthentic and/or invalid or per cent of the number of all verified signatures. Thereat, the majority of inauthentic and/or invalid signatures were identified in the signature sheets presented by the Political Party “PATRIOTS OF RUSSIA” (1,335 signatures or 4.45 per cent of the number of verified ones. Signature sheets presented by the Political Party “RIGHT CAUSE” contained 1,1174 inauthentic and/or invalid signatures or 3.91 per cent. The smallest number of inauthentic and/or invalid signatures was identified in the signature sheets presented by the Party “YABLOKO” (691 or 2.3 per cent of the number of verified ones).

Annex 3 to Chapter 5 gives generalized data characterizing the results of verification of authenticity of voters’ signatures and data on voters corresponding thereto. Of 3,200 recognized inauthentic and/or invalid in the course of verification, the largest number (1,538 signatures or % of the total number of inauthentic and/or invalid signatures) are signatures with the date when those were affixed not specified by the voter itself (based on the conclusion of a handwriting expert engaged to verification of the voters’ signatures).

Due to violations by persons who collected signatures, 518 (16.19%) signatures were recognized inauthentic and/or invalid; due to violations by

authorized representatives of political parties, 339 signatures (10.59% of the total number of invalid and inauthentic ones) were recognized inauthentic; due to violations in the course of inclusion of voters data into the signature lists, 2,196 (68.63%) signatures were recognized inauthentic.

### 5.3. Acceptance and verification of electoral documents

In accordance with Article 38 of the Federal Law on Election of Deputies, political parties nominating federal lists of candidates submitted federal lists of candidates and other necessary documents to the Central Election Commission of the Russian Federation. The submissions by political parties were drawn by them based on the resolution of the Central Election of the Russian Federation No. 23/234-6 of August 3, 2011 “On the Lists and Forms of Documents Submitted by the Political Parties to the Central Election Commission of the Russian Federation in the Course of Election of Deputies of the State Duma of the Federal Assembly of the Russian Federation on the Sixth Convocation”.

For the purposes of acceptance and verification of electoral documents by the Central Election Commission of the Russian Federation, a workgroup was formed composed of work subgroups. The workgroup was headed by the secretary of the CEC of Russia, the work subgroups were headed by the members of the CEC of Russia, and the workgroup was also composed of the employees of the Administration of the CEC of Russia and the Federal Informatization Center of the CEC of Russia.

In the course of acceptance of documents for certification of federal lists of candidates, the work subgroups have, in total, accepted and verified in the course of acceptance 873 documents (applications by candidates, copies of passports, copies of education documents, copies of labor books, employers’ references, certificates of belonging to a political party, other public association and other documents).

Moreover, the political parties have submitted to the CEC of Russia information on property and income of 3,087 candidates included into the federal lists nominated by 7 political parties (in 2007, information on property and income of 5,792 candidates included into federal lists nominated by 14 political



parties, and in 2003, 3,716 candidates included into federal lists nominated by 26 political parties and electoral blocks).

For the purposes of verification of data on property and income of candidates included into federal lists, the Control and Audit Commission of the CEC of Russia made over 100 submissions to the relevant state authorities: to the Ministry of Internal Affairs of Russia, regarding unexpunged and outstanding convictions; to the Federal Tax Service of Russia, regarding property and income; to the Federal Education and Science Supervision Agency of Russia regarding education; to the Ministry of Internal Affairs of Russia, to the Ministry of Agriculture of Russia, to the EMERCOM of Russia, to the Federal Air Transport Agency of Russia, regarding vehicles; to the Ministry of Foreign Affairs of Russia, to the Federal Migration Service of Russia, regarding citizenship; to the Federal Financial Markets Service of Russia, regarding stocks and other securities.

Misrepresentations by candidates nominated within the federal lists of all seven political parties have been identified (Tables 5.2, 5.3, Figure 5.1). The

smallest number of misrepresentation was identified with candidates included into federal lists of the All-Russian Political Party "UNITED RUSSIA" (9 candidates, 16 identified misrepresentations) and the Political Party "Liberal Democratic Party of Russia" (42 candidates, 64 misrepresentations).

In total, 1,101 misrepresentations regarding property and income were identified in documents submitted by 559 candidates.

With regard to vehicles, 35 candidates have not identified, in total, 85 vehicles in their submissions.

Misrepresentations regarding income have been made by 455 candidates (708 misrepresentations). The largest number of such candidates are included into the lists of the Party "JUST RUSSIA" (135) and CPRF (94).

With regard to real estate (apartments, land plots, residential houses, other real estate), 308 misrepresentations were identified with 113 candidates.

Information on identified misrepresentations made by candidates is published on the site of the CEC of Russia and in the special information bulletin of the Central Election Commission of the Russian Federation.

*Table 5.2*

**The number of candidates for deputies of the State Duma of the Federal Assembly of the Russian Federation on the Sixth Convocation having misrepresented regarding their property, income, stocks and other participation in business entities**

Political parties	Number of candidates in the certified lists	Information category			Number of candidates having misrepresented regarding their
		income	real estate	vehicles	
Political Party "JUST RUSSIA"	585	135	16	2	146
Political Party "Liberal Democratic Party of Russia"	312	38	3	3	42
Political Party "PATRIOTS OF RUSSIA"	309	57	20	10	76
Political Party "Communist Party of the Russian Federation"	595	94	22	13	117
Political party "Russian United Democratic Party "Yabloko"	374	75	18	6	91
All-Russian Political Party "UNITED RUSSIA"	599	3	6	0	9
All-Russian Political Party "RIGHT CAUSE"	313	53	28	1	78
<b>Total</b>	<b>3087</b>	<b>455</b>	<b>113</b>	<b>35</b>	<b>559</b>

Table 5.3

**Information on identified misrepresentations by candidates for deputies of the State Duma of the Federal Assembly of the Russian Federation on the Sixth Convocation regarding their property, income, stocks and other participation in business entities**

Political parties	Verifying authority		
	the MIA of Russia, EMERCOM of Russia	the FMS of Russia	Russian State Register
	vehicles	income	Russian State Register
Political Party "JUST RUSSIA"	4	190	49
Political Party Liberal Democratic Party of Russia	3	57	4
Political Party "Patriots of Russia"	50	86	72
Political party "Communist Party of the Russian Federation"	21	147	80
Political party "Russian United Democratic Party "YABLOKO"	6	128	30
All-Russian Political Party "UNITED RUSSIA"	0	9	7
All-Russian Political Party "RIGHT CAUSE"	1	91	66
<b>Total</b>	<b>85</b>	<b>708</b>	<b>308</b>

#### 5.4 Registration of the federal lists of candidates

Political parties having certified federal lists of candidates were entitled to present documents for registration of federal lists of candidates not earlier than September 19 and not later than October 19, 2011 by 6 p.m. Moscow time.

The All-Russian Political Party "UNITED RUSSIA", political parties "Communist Party of the Russian Federation", "Liberal Democratic Party of Russia" and JUST RUSSIA have enjoyed the relief regarding registration of lists of candidates provided for by the Federal Law on Election of Deputies to political parties represented in the State Duma of the Federal Assembly of the Russian Federation. Authorized representatives of such political parties have submitted for registration to the CEC of Russia the first financial statement of their political party, as well as information on changes to the federal list of candidates after its certification and changes of information on each candidate from the federal list of candidates earlier submitted to the CEC of Russia, if such were available. The documents for registration of the federal list of candidates were first submitted by the authorized representatives of LDPR on September 26, 2011. Authorized representatives of CPRF and the Party JUST RUSSIA submitted the necessary documents on October 6, 2011, and authorized representatives of the Party UNITED RUSSIA did so on October 13, 2011.

The Political Party "Russian United Democratic Party "YABLOKO", the Political Party "PATRIOTS OF RUSSIA" and the All-Russian Political Party "RIGHT CAUSE" were collecting voters' signatures in support of nomination of the federal lists of candidates. The documents for registration of the federal list of candidates were submitted by the Political Party "RIGHT CAUSE" on October 14, 2011, by the Party "YABLOKO" on October 17 and by "PATRIOTS OF RUSSIA" on October 18, 2011. They all were registered by virtue of the voters' signatures.

This was the first federal election campaign in which all seven political parties entitled to participate in the election have registered federal lists of candidates and have been included into the ballot\*.

Table 5.4 shows, for comparison purposes, the number of dismissals of registration of federal lists of candidates at similar election of 1993–2007.

In total, 3,053 candidates were registered within the framework of federal lists. As of the election day, this number amounted to 2,999 candidates.

\* In the course of verification of electoral documents submitted for registration by political parties LDPR, CPRF, PATRIOTS OF RUSSIA and YABLOKO, non-compliances with requirements to drawing of documents of the Federal Law on Election of Deputies were identified. Such political parties have been notified accordingly. The political parties have remedied the violations they have been notified of within due time.

## Correlation of the number of candidates who presented false information

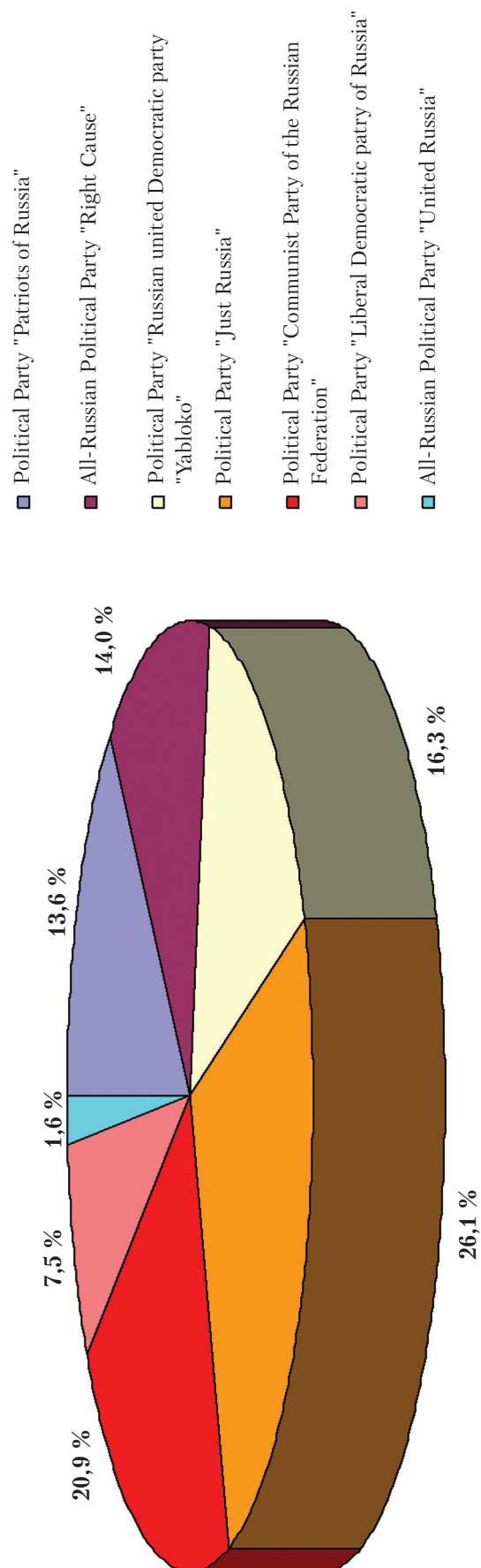


Fig. 5.1

Table 5.4

Item No.	Date of elections of deputies of the State Duma of the Federal Assembly of the Russian Federation	Number of political parties (electoral associations, electoral blocks) entitled to participate in the elections	Number of certified federal lists	Number of federal lists registration whereof was withheld (any other reasons for non-inclusion into the ballot)	Number of political parties included into the ballot	Reasons for refusals or non-inclusion into the ballot
1	2	3	4	5	6	7
1	December 2, 2007	15 political parties	14	3	11	In three cases of exceeding the number of inauthentic and invalid voters' signatures
2	December 7, 2003	44 political parties and 20 all-Russian public associations	26	3	23	Two cases of non-submission of documents, one case of withdrawal of the federal list of candidates
3	December 19, 1999	139 all-Russian political public associations	34	8	26	Four cases of non-submission of documents, one case of exceeding the number of inauthentic and invalid voters' signatures, three cases of withdrawal of candidates from the all-federal part of the federal list of candidates
4	December 7, 1995	258 public associations and 15 professional unions	69	26	43	Eight cases of insufficiency of voters' signatures, 18 cases of non-submission of documents for registration
5	December 12, 1993	167 public associations	35	22	13	Six cases of violation of nomination procedure, 14 cases of non-submission of signature sheets, two cases of withdrawal of federal lists.

Table 5.5 provides information characterizing federal lists of candidates registered by the Central Election Commission of the Russian Federation.

In the course of an election campaign, a candidate may, any time, but not later than 15 days, and in case any compelling circumstances are present, not later than one day prior to the election day to abandon any further participation in the election of the deputies of the State Duma; in accordance with the Federal Law on Election of Deputies and/or its char-

ter, a political party may exclude certain candidates from the federal list of candidates nominated by it certified (registered) by the CEC of Russia not later than 15 days prior to the election day, except for the case provided for by part 11 of Article 91 of the Federal Law on Election of Deputies (exclusion of candidates whose actions resulted into recourse to court).

Table 5.6 gives information on the dynamics of changes to headcounts of federal lists of candidates

Table 5.5

Item No.	Political Parties *	Date and time of issuance of resolution on registration of the federal list of candidates (number of the CEC of Russia resolution)	Number of candidates in the registered federal list of candidates	Candidates included into the all-federal part of the federal list of candidates	Number of candidates in the federal list as of the election day
1	2	3	4	5	6
1	Political Party "JUST RUSSIA"	October 17, 2011 3:17 p.m. (No. 46/384-6)	584	1. Sergei Mikhaylovich Mironov 2. Nikolai Vladimirovich Levichev 3. Oxana Genrikhovna Dmitrieva 4. Alexander Vadimovich Lomakin-Rumyantsev 5. Andrei Vladimirovich Tumanov 6. Leonid Leonidovich Levin 7. Ivan Dmitrievich Grachev 8. Elena Grigorievna Drapeko	570
2	Political Party "Liberal Democratic Party of Russia"	October 5, 2011 1:29 p.m. (No. 41/351-6)	312	1. Vladimir Volfovich Zhirinovskiy 2. Alexei Vladimirovich Ostrovskiy 3. Igor Vladimirovich Lebedev 4. Yaroslav Eugenievich Nilov 5. Alexei Nikolaevich Didenko 6. Sergei Vyacheslavovich Kalashnikov 7. Leonid Eduardovich Slutskiy 8. Valeriy Sergeevich Seleznev 9. Dmitri Alexandrovich Svishchev 10. Yuri Aisovich Napso	299
3	Political Party "PATRIOTS OF RUSSIA"	October 27, 2011 3:24 p.m. (No. 51/421-6)	302	1. Gennadi Yurievich Semigin 2. Sergei Anatolievich Makhovikov 3. Nadezhda Anatolievna Korneeva 4. Igor Ivanovich Kurinoy 5. Sergei Alexandrovich Glotov 6. Valeri Anatolievich Shituev 7. Eugeni Alexandrovich Shevchenko 8. Eduard Yavedinovich Khidirov 9. Larissa Yurievna Aidinova 10. Vyacheslav Nikolaevich Savinov	296
4	Political Party "Communist Party of the Russian Federation"	October 14, 2011 12:09 p.m. (No. 45/374-6)	594	1. Gennadiy Andreevich Zyuganov 2. Vladimir Petrovich Komoedov 3. Yuri Vyacheslavovich Afonin 4. Zhores Ivanovich Alferov 5. Svetlana Eugenievna Savitskaya 6. Ivan Ivanovich Melnikov 7. Vladimir Ivanovich Kashin 8. Victor Vassilievich Cherkesov 9. Dmitri Georgievich Novikov 10. Kazbek Kutsukovich Taysaev	582
5	Political party "Russian United Democratic Party "Yabloko"	October 27, 2011 11:15 a.m. (No. 51/420-6)	363	1. Grigoriy Alexeyevich Yavlinskiy 2. Sergei Sergeievich Mitrokhin 3. Alexei Valdimirovich Yablokov 4. Olga Arcadieva Kolokolova 5. Svetlana Alexeevna Kuznetsova 6. Anatoliy Andreevich Leyrikh 7. Boris Grigorievich Misnik 8. Igor Alexeevich Nikolaev 9. Andrei Vilenovich Ryabov 10. Alexander Vladimirovich Shishlov	360



1	2	3	4	5	6
6	All-Russian Political Party "UNITED RUSSIA"	October 18, 2011 10:55 a.m. (No. 47/392-6)	597	1. Dmitri Anatolievich Medvedev	596
7	All-Russian Political Party "RIGHT CAUSE"	October 24, 2011 03:12 p.m. (No. 50/414-6)	301	1. Andrei Gennadievich Dunaev 2. Andrei Vladimirovich Bogdanov 3. Anna Jambulievna Chakvetadze 4. Vyacheslav Nikolaevich Smirnov 5. Vladislav Leonidovich Inozemtsev 6. Valeriy Nikolaevich Fedotov 7. Alexander Alexeevich Lunkin 8. Alexander Semyonovich Brod 9. Grigoriy Alexeevich Tomchin 10. Vyacheslav Anatolievich Maratkanov	296

\* Names of political parties are given in order of their placement in the ballot.

Table 5.6

Item No.	Political parties	Number of candidates for deputies in the certified list	Exclusion from the certified list of candidates for deputies		Exclusion from the registered list of candidates for deputies		Number of candidates in the federal list as of the election day	Percentage of candidates withdrawn from the federal list during the election campaign
			based on personal application	by resolution of the political party	based on personal application	by resolution of the political party		
1	Political Party "JUST RUSSIA"	585	0	1	3	10	570	2,57
2	Political Party Liberal Democratic Party of Russia	312	0	0	3	10	299	4,17
3	Political Party "Patriots of Russia"	309	4	3	0	5	296	4,21
4	Political party "Communist Party of the Russian Federation"	595	0	1	1	11	582	2,18
5	Political party "Russian United Democratic Party "YABLOKO"	374	9	2	0	3	360	3,74
6	All-Russian Political Party "UNITED RUSSIA"	599	0	2	0	0	596	0,50
7	All-Russian Political Party "RIGHT CAUSE"	313	1	11	5	0	296	5,43

Moreover, on November 18, 2011 the Central Election Commission of the Russian Federation enacted two resolutions on annulment of registration of candidates due to their deaths. Such candidates were included into federal lists of candidates nominated by political parties PATRIOTS OF RUSSIA and UNITED RUSSIA.

On November 30, 2011, the Central Election Commission of the Russian Federation enacted a resolution on exclusion of candidate for deputy of the State Duma of the Federal Assembly of the Russian Federation on the Sixth Convocation from the federal list of candidates nominated by the All-Russian

Political Party "RIGHT CAUSE" due to compelling circumstances.

The Supreme Court of the Russian Federation has dismissed registration of one of the candidates included into the registered federal list of candidates nominated by the Political Party "JUST RUSSIA" due to absence of the passive electoral right (the decision on case No. GKPI11-1910 was enacted on November 29, 2011).

The Federal Law on Election of Deputies provides that a political party nominating the federal list of candidates may appoint not more than 500 representatives authorized to represent the political party

on all matters in connection with its participation in the election of deputies of the State Duma, including on financial matters.

A political party nominating a federal list of candidates may appoint up to 1,000 election agents

for the purposes of election campaigning in its favor.

Table 5.7 provides information on the number of authorized representatives and election agents appointed by political parties.

*Table 5.7*

Item No.	Political parties	Number of registered election agents of political parties	Number of registered authorized representatives of political party	Number of registered authorized representatives of political party on financial issues	Number of authorized representatives of regional offices of political parties for financial matters (in the certified list)	Total number of authorized representatives of political parties
1	Political Party "JUST RUSSIA"	0	93	1	82	176
2	Political Party Liberal Democratic Party of Russia	42	239	2	128	369
3	Political Party "Patriots of Russia"	6	132	1	75	208
4	Political party "Communist Party of the Russian Federation"	345	229	84	25	338
5	Political party "Russian United Democratic Party "YABLOKO"	139	210	4	0	214
6	All-Russian Political Party "UNITED RUSSIA"	0	280	2	101	383
7	All-Russian Political Party "RIGHT CAUSE"	14	71	2	11	84

When reviewing quantitative values in relation to appointments of authorized representatives and election agents by political parties, one may note the following.

The largest number of authorized representatives were appointed by the All-Russian Political Party "UNITED RUSSIA" (383), the smallest number, by the All-Russian Political Party "RIGHT CAUSE" (84 authorized representatives).

In the period of election of deputies of the Sixth State Duma, 1,350 authorized representatives were registered, and, in addition to it, the CEC of Russia certified lists of authorized representatives of regional offices of political parties for financial matters to the total amount of 422 persons.

As far as election agents appointments go, the largest number thereof were appointed by the CPRF (345). The Political Party "PATRIOTS OF RUSSIA" has appointed 6 election agents.

One should also note that political parties JUST RUSSIA and UNITED RUSSIA have not exercised their right to appoint election agents.

In total, the CEC of Russia has registered 546 election agents of political parties.

A political party nominating a federal list of candidates may appoint a non-voting election commission member to the Central Election Commission of the Russian Federation after the date of submission of documents for registration of the federal list of candidates to the Central Election Commission of the Russian Federation. Information on non-voting members of the Central Election Commission of the Russian Federation is detailed in Table 5.8.

All political parties registering federal lists of candidates have published their electoral programs in all-Russian state printed periodical publications, in the Internet and have submitted to the CEC of Russia copies of such publications, as well as notified it of the Internet addresses of sites where electoral programs are published within the period set forth by the Federal Law on election of Deputies (not less than 20 days prior to the election day). Information on such publications is given in Table 5.9.

Table 5.8

Non-voting member of the CEC of Russia	Date and number of resolution of the CEC of Russia	Subject appointing a non-voting member of the CEC of Russia
Alla Anatolievna Alexeeva	13.10.2011 No. 44/368-6	Political Party "JUST RUSSIA"
Garegin Nikolaevich Mitin	05.10.2011 No. 41/352-6	Political Party "Liberal Democratic Party of Russia"
Boris Alexandrovich Moiseev	24.10.2011 No. 50/415-6	Political party "Russian United Democratic Party "Yabloko"
Andrei Gavrilovich Piliponskiy	14.10.2011 No. 45/376-6	All-Russian Political Party "UNITED RUSSIA"
Kirill Gennadievich Serdyukov	10.10.2011 No. 43/363-6	Political Party "Communist Party of the Russian Federation"
Yulia Gennadievna Sycheva	17.10.2011 No. 46/385-6	All-Russian Political Party "RIGHT CAUSE"
Eugeniy Alexandrovich Shevchenko	20.10.2011 No. 48/393-6	Political Party "PATRIOTS OF RUSSIA"

Table 5.9

Item No.	Political parties	Publication date	All-Russian state printed periodical publications	Internet address of the site
1	Political Party "JUST RUSSIA"	14.11.2011	Rossiyskaya Gazeta	<a href="http://www.spravedlivo.ru/information/section_11/pprogramm2011/">http://www.spravedlivo.ru/information/section_11/pprogramm2011/</a>
2	Political Party "Liberal Democratic Party of Russia"	12.11.2011	Krasnaya Zvezda	<a href="http://www.ldpr.ru/#events/We_are_111_positions_for_the_Russian_Liberal_Democratic_Party">http://www.ldpr.ru/#events/We_are_111_positions_for_the_Russian_Liberal_Democratic_Party</a>
3	Political Party "PATRIOTS OF RUSSIA"	14.11.2011	Moscow News	<a href="http://www.patriot-rus.ru/mainNews/nws_514/">http://www.patriot-rus.ru/mainNews/nws_514/</a>
4	Political Party "Communist Party of the Russian Federation"	09.11.2011	Rossiyskaya Gazeta	<a href="http://kprf.ru/crisis/offer/97653.html">http://kprf.ru/crisis/offer/97653.html</a>
5	Political party "Russian United Democratic Party "Yabloko"	10.11.2011	Rossiyskaya Gazeta	<a href="http://yabloko.ru/programma">http://yabloko.ru/programma</a>
6	All-Russian Political Party "UNITED RUSSIA"	11.11.2011	Rossiyskaya Gazeta	<a href="http://er.ru/party/adress/">http://er.ru/party/adress/</a>
7	All-Russian Political Party "RIGHT CAUSE"	08.11.2011	Rossiyskaya Gazeta	<a href="http://www.pravovedelo.ru/party/program">http://www.pravovedelo.ru/party/program</a>

*Annex 1 to Chapter 5*

**Number of voters' signatures collected in the subjects of the  
Russian Federation in support of nomination  
of federal lists of candidates**

Item No.	Subject of the Russian Federation	All-Russian Political Party "RIGHT CAUSE"	Political Party "Russian United Democratic Party "YABLOKO"	Political Party "PATRIOTS OF RUSSIA"	Total
1	Republic of Adygeya (Adygeya)	1533	1160		2693
2	Republic of Altai	444		233	677
3	Republic of Bashkortostan	697	805	2209	3711
4	Republic of Buryatia		2213	1794	4007
5	Republic of Dagestan			2117	2117
6	Republic of Ingushetia			103	103
7	Republic of Kabardino-Balkaria		9	449	458
8	Republic of Kalmykia	348	2931		3279
9	Republic of Karachaevo-Cherkessia		50	471	521
10	Republic of Karelia		2951	1973	4924
11	Republic of Komi			1828	1828
12	Republic of Mari El	3970	738	301	5009
13	Republic of Mordovia	1690		3809	5499
14	Republic of Sakha (Yakutia)			2619	2619
15	Republic of Northern Ossetia – Alania			494	494
16	Republic of Tatarstan (Tatarstan)	2985	2944	2620	8549
17	Republic of Tyva		1473	1987	3460
18	Republic of Udmurtia	3850	3605	4430	11885
19	Republic of Khakassia	549		2536	3085
20	Chechen Republic			220	220
21	Chuvash Republic – Chuvashia	2811	1630	2513	6954
22	Altai Territory	2456	4648	2546	9650
23	Transbaikal Territory			253	253
24	Kamchatka Territory			341	341
25	Krasnodar Territory	4968	3144	2930	11042
26	Krasnoyarsk Territory	3010		3580	6590
27	Perm Territory		2926	3481	6407
28	Primorie Territory			2109	2109
29	Stavropol Territory	5000	4090	325	9415
30	Khabarovsk Territory			1056	1056
31	Amur Region			4102	4102
32	Arkhangelsk Region	3826	3632	289	7747
33	Astrakhan Region	3023	2099	1724	6846
34	Belgorod Region		3480	4931	8411
35	Bryansk Region	3979		1811	5790
36	Vladimir Region	3937	3753	2379	10069
37	Volgograd Region	3171	3785	1053	8009
38	Vologda Region	2777	2683	366	5826
39	Voronezh Region	4952	4786	2293	12031
40	Ivanovo Region	4962	4960	596	10518
41	Irkutsk Region			4249	4249

Item No.	Subject of the Russian Federation	All-Russian Political Party "RIGHT CAUSE"	Political Party "Russian United Democratic Party "YABLOKO"	Political Party "PATRIOTS OF RUSSIA"	Total
42	Kaliningrad Region		378	3864	4242
43	Kaluga Region	4918	2103	3577	10598
44	Kemerovo Region		450	3589	4039
45	Kirov Region	3457	3148	2629	9234
46	Kostroma Region	2954	3692	405	7051
47	Kurgan Region		3813	870	4683
48	Kursk Region	4790	3545	4545	12880
49	Leningrad Region	3017	2144	225	5386
50	Lipetsk Region		2613	1954	4567
51	Magadan Region			2467	2467
52	Moscow Region	4964	3470	3792	12226
53	Murmansk Region		2162		2162
54	Nizhniy Novgorod Region	3781	2513		6294
55	Novgorod Region	3911	1170	652	5733
56	Novosibirsk Region	479	1805	3005	5289
57	Omsk Region	2986	2981	967	6934
58	Orenburg Region	767	1311	3922	6000
59	Orel Region	4763	4251	1484	10498
60	Penza Region	2573	3131	3736	9440
61	Pskov Region	3978	2052	646	6676
62	Rostov Region	4808	2495	972	8275
63	Ryazan Region	4661	2883	2924	10468
64	Samara Region	2947	293	3607	6847
65	Saratov Region	2944	4681	4160	11785
66	Sakhalin Region			1584	1584
67	Sverdlovsk Region		1700	725	2425
68	Smolensk Region	2345	1297	850	4492
69	Tambov Region	4942	4622	434	9998
70	Tver Region	3922	2945	920	7787
71	Tomsk Region	2890	3597	4053	10540
72	Tula Region	4989	4677	2037	11703
73	Tyumen Region		831	1855	2686
74	Ulyanovsk Region			2021	2021
75	Chelyabinsk Region	589	4222	4150	8961
76	Yaroslavl Region	2860	2475	1415	6750
77	The City of Moscow	4834	4573	2981	12388
78	The City of Saint Petersburg	2486	4571	3852	10909
79	Jewish Autonomous Region		402	321	723
80	Nenets Autonomous District				0
81	Khanty-Mansi Autonomous District – Yugra			3180	3180
82	Chukotka Autonomous District				0
83	Yamalo-Nenets Autonomous District				0
<b>Total</b>		<b>157493</b>	<b>157491</b>	<b>157490</b>	<b>472474</b>



## Annex 2 to Chapter 5

## Registration of the federal lists of candidates based on results of verification of voters' signatures

Item No.	Political parties	Number of signatures				Registration mark	Resolution	
		Submitted	Verified	Inauthentic			date	number
				quantity	%			
1	All-Russian Political Party "RIGHT CAUSE"	157 493	30 000	1 174	3,91	registered on	24.10.2011	50/414-6
2	Political Party "Russian United Democratic Party "YABLOKO"	157 491	30 000	691	2,30	registered on	27.10.2011	51/420-6
3	Political Party "Patriots of Russia"	157 490	30 000	1 335	4,45	registered on	27.10.2011	51/421-6
Total		472 474	90 000	3 200				

## Generalized data on verification of signature sheets by types of violations

Violation code	Violation type	Political parties providing signature sheets			Number of inauthentic and invalid signatures	Percentage of total number of inauthentic and invalid signatures
		All-Russian Political Party "RIGHT CAUSE"	Political party "Russian United Democratic Party "Yabloko"	Political Party "PATRIOTS OF RUSSIA"		
1	Improper form of sheets				0	0,00
2	No name of the subject of the Russian Federation				0	0,00
3	Other signature collection subject				0	0,00
9	Other violations in drawing signature sheets				0	0,00
21	Date when signature was affixed not set by the voter	483	327	728	1538	48,06
22	Data introduced not by the collector or voter	14	11	117	142	4,44
24	Date of the election agent signature is earlier than that of the collector's signature			41	41	1,28
25	Date of the collector's signature is earlier than that of the voter	43	23	54	120	3,75
26	Repeated sheets				0	0,00
29	Other violations in drawing signature sheets		5		5	0,16
31	No signature of the authorized representative	219	18	17	254	7,94
32	No date of authorized representative's signature, unstipulated corrections of date	40			40	1,25
33	No or incomplete first name or patronymic of the authorized representative				0	0,00
39	Other violations of authorized representative data, unstipulated corrections			4	4	0,13
41	No signature of the signature collector		7		7	0,22
42	No date of the signature collector's signature, unstipulated corrections of date	20	29	24	73	2,28
43	Incomplete or incorrect data of the collector's identity document, unstipulated corrections	46	73	75	194	6,06
44	Certifying records on behalf of the same collector are made by different persons				0	0,00
45	Incomplete residential address of the signature collector	18	24	4	46	1,44

Violation code	Violation type	Political parties providing signature sheets			Number of inauthentic and invalid signatures	Percentage of total number of inauthentic and invalid signatures
		All-Russian Political Party "RIGHT CAUSE"	Political party "Russian United Democratic Party "Yabloko"	Political Party "PATRIOTS OF RUSSIA"		
46	No or incomplete first name or patronymic of the signature collector				0	0,00
49	Other signature collector violations, unstipulated corrections	50	4	24	78	2,44
51	No voter's signature				0	0,00
52	No date of the voter's signature, unstipulated corrections of the date	19	15	18	52	1,63
53	Incomplete or incorrect data of the voter's identity document, unstipulated corrections	159	65	119	343	10,72
54	Voter's signature made by another person		9	11	20	0,63
55	Incomplete voter's residential address	18	33	33	84	2,63
56	No or incomplete first name or patronymic of the voter	8	1	1	10	0,31
57	Repeated voter data		1	8	9	0,28
58	Incomplete or incorrect voter's birth date, unstipulated corrections	4	6	18	28	0,88
61	Persons below 18 years old (birth date later than 12/04/13)			3	3	0,09
69	Other violations of voter data	33	40	36	109	3,41
	<b>Total</b>	<b>1174</b>	<b>691</b>	<b>1335</b>	<b>3200</b>	

## **Chapter 6.**

### **Interaction between the Central Election Commission of the Russian Federation and political parties and public associations in the course of election campaign for election of deputies of the State Duma of the Federal Assembly of the Russian Federation on the Sixth Convocation**

#### **6.1. Interaction with representatives of political parties**

In the course of preparing for and conducting the election of deputies of the State Duma of the Federal Assembly of the Russian Federation on the Sixth Convocation, the Central Election Commission was in continuous interaction with political parties.

The key objective of the Central Election Commission of the Russian Federation in the sphere of interaction with political parties was providing them with methodological assistance in practical application of the federal electoral legislation, as well as regulations of the Central Election Commission of the Russian Federation at all stages of the electoral process.

In the course of preparing for and conducting the election of deputies of the State Duma of the Federal Assembly of the Russian Federation, the Central Election Commission of the Russian Federation was clarifying provisions of electoral legislation, developing and issuing instructions and other regulations regarding the application of the Federal Law “On Election of Deputies of the State Duma of the Russian Federation” and notifying political parties thereof, preparing sample documents, including electronic ones, developing the procedure for submission thereof to the Central Election Commission of the Russian Federation, conducting consultations with political parties regarding practical application of the electoral legislation, regulatory documents and methodological materials, organizing actions aimed at improving legal culture of electoral process participants and ensuring participation of representatives of political parties therein.

On August 3, 2011, the Central Election Commission enacted the resolution “On the List and Forms of Documents Submitted by Political Parties to the Central Election Commission of the Russian Federation in the Course of Election of Deputies of the State Duma of the Federal

Assembly of the Russian Federation on the Sixth Convocation”.

This resolution has been enacted after a long-time work. The draft document was prepared in January 2011. All political parties were sent a letter with a request to give their comments to such draft document. At the meeting of the expert group of the Chairman of the CEC of Russia for issues of interaction with political parties, public associations and youth associations, all comments and notes of political parties were discussed. Based on results of the discussion, the draft was amended and clarified. The resolution takes into account all changes to the Federal Law “On Election of Deputies of the State Duma of the Federal Assembly of the Russian Federation”, in particular, the resolution on submission of notarized copies of the charters by the parties to the CEC of Russia was excluded, and the new form of the signature sheet was included. Many forms were simplified, including that of the list of persons collecting voters’ signatures in support of nomination of the federal list of candidates for deputies nominated by a political party (in machine readable form). The total number of documents to be submitted to the Central Election Commission of the Russian Federation by political parties in the course of election of deputies of the State Duma of the Federal Assembly of the Russian Federation was reduced as much as possible by preventing duplication thereof. All political parties received the enacted list.

The above work was conducted for the purposes of providing methodological assistance to political parties in high-quality preparation of documents for nomination of lists of candidates, as well preventing conflict situations in the course of acceptance of documents.

The general list of actions, their number and the nature of interaction between the Central Election Commission of the Russian Federation and political parties is described in Annex to Chapter 6.

## 6.2. Interaction with the Public Chamber of the Russian Federation and non-government entities

On December 4, 2011, election of the State Duma of the Federal Assembly of the Russian Federation on the Sixth Convocation, deputies of legislative (representative) bodies of the subjects of the Russian Federation and deputies of representative bodies of municipalities (administrative centers of the subjects of the Russian Federation) were held in Russia.

The Russian public had controversial opinions of the election, from total nonacceptance of their outcome to unquestioning support of the course pursued by the leadership of the country.

It all furnishes convincing proof that the most important condition of the contemporary stage of development of democratic Russia is structural interaction between civil society institutes and government bodies in favor of the whole population of the country, as well as in favor of the state. The awareness of real state of things in the country and the state's ability to take into consideration the community spirit are of paramount importance to the bodies of government, while trust in state institutions and conviction that their opinions will be heard and pending problems will be timely resolved by the government and local self-government authorities are of paramount importance to the common citizens.

The identified displays of the civil society activity demonstrate that the communicative role of public institutions is most pronounced during electoral campaigns when the authorities, citizens, society and state are equally interested in joint cooperation for the purposes of exercise of their interests, and the civil activity of people is pronounced in real terms in the form of activities aimed at protection of constitutional rights and liberties.

In September 2011, civil society entities monitoring the election have executed the Declaration of Participants of Public Monitoring of Election of Deputies of the State Duma of the Federal Assembly of the Russian Federation and the President of the Russian Federation. The associations and entities having executed the Declaration assumed the obligation to strictly abide by the electoral legislation of the Russian Federation and generally accepted international electoral standards in the course of preparing for and conducting the election.

The Declaration was executed by representatives of the civil society institutions of Russia being

heads of entities monitoring political processes in Russia, such as: the Association of Non-Profit Entities for Protection of Electoral Rights "Civil Control", Coordination Council of Non-Government Entities for Protection of Citizens' Electoral Rights, Interregional Public Association "For Honest Election", Non-Profit Entity "Russian Foundation for Free Election", Non-Government Initiative of Public Actors "Public Council "Honest Choice", All-Russian Civil Society Entity "Russian Public Institute for Electoral Law". In the course of election campaign for election of deputies of the State Duma, the Declaration was additionally acceded by over 30 regional public associations monitoring the election.

Based on the premise that democratic election must ensure identification of the true volition of voters expressed within the framework of the procedures established by the applicable law, the entities having executed the Declaration assumed obligation to conduct public monitoring of election based on principles of objectivity, authenticity, political neutrality, impartiality, non-interference with the electoral process, transparency and expertise; to formulate their conclusions and reports exclusively based on true facts, their own observations and data obtained as a result of scientifically grounded analysis of the factual material collected in the course of monitoring.

Starting with 2007, the Russian Foundation for Free Election under the auspices of the Public Chamber of the Russian Federation and Coordination Council for Protection of Electoral Rights of Citizens with active support from the Central Election Commission of the Russian Federation, election commissions and public chambers (councils) of the subjects of the Russian Federation establishes a public hotline for voters during federal and regional election campaigns.

During these years, the public hotline has become an effective tool for facilitating the cooperation between the citizens and civil society entities and election commissions of all levels, as well as representatives of executive bodies, local self-government authorities and law-enforcement agencies.

The activities of experts and specialist of the public hotline during preparing for and conducting the election of December 4, 2011, were organized subject to accumulated experience of monitoring election of deputies of the State Duma of the Federal Assembly of the Russian Federation on the Fifth Convocation in September – December 2007, the President of the Russian Federation in January – March 2008, as well as election to government



authorities of the subjects of the Russian Federation and local self-government authorities in 2008–2011.

The practice of hotline operation in the course of federal and regional election has demonstrated that its operations significantly stimulates the mechanisms for prevention of and interference with violations of electoral legislation and procedures, contributes to increasing citizens' trust in the institute of election as a tool for establishing effective power and further establishment of bases for dialog and interaction between the institutions of power and civil society structures. The social technology of public control over exercise of citizens' electoral rights has proven to be effective and desirable which became the primary driver for implementation thereof at the election in December 2011. Its potential enables it to become the most important tool for ensuring electoral rights of citizens and the means of joining efforts of the civil society in relation to protection of voters' interests.

For the whole duration of the implementation of the election monitoring program in the Russian Federation, the hotline for voters, at different times, operated in 78 regions of Russia, with its operators and experts accepting over 74 thousand submissions from the citizens. The experience obtained by the specialists of the public hotline who analyzed such number of submissions allows, subject to opinions of our fellow citizens, drawing justified conclusions on the degree of compliance of election campaigns having been conducted in the country with Russian electoral legislation and international electoral standards.

In this regard, statements by certain representatives of domestic electoral monitoring institutions and certain deputies of European Parliament who, in December 2011, before Russia – EU summit, passed a resolution requesting Russia to conduct “new, free and fair election” regarding massive violations in the course of the election of December 4, 2011 are perplexing. The opinion of the former ultimately has right to exist, especially if it is based on the objective information obtained from reliable sources and not devised specially for the purposes of reaching their political objectives (intended fishing expeditions, forgeries and falsifications). The opinion of the latter bounds on interfering with internal affairs of this country.

Due to significance and scale of election conducted in December 2011 and in accordance with the principles set forth in the Declaration of Public Monitoring Participants, based on agreement with

the CEC of Russia, with support from the Public Chamber of the Russian Federation and Coordination Council of Non-Government Entities for Protection of Citizens' Electoral Rights, the public hotline network for voters (public hotline) was established in the regions on October 10 and country-wide on November 7 and operated until December 9, 2011. For the purposes of registering and processing voters' submissions and election commissions', government and local self-government authorities' responding to them, regional offices of the public hotline for voters were established in 64 subjects of the Russian Federation (77%) with support from regional public actors and in close interaction with local election commissions.

The organization of the hotline operation and establishment of the network of regional offices thereof are primarily aimed at facilitating conducting free, fair and transparent election in accordance with the provisions of law and in presence of a real mechanism providing protection and complete exercise of electoral rights of citizens, at providing practical assistance to them in resolving electoral and social issues, at increasing legal awareness and improving legal culture of the population.

Hotline arrangers, in interaction with the Public Chamber of the Russian Federation, Coordination Council for Protection of Electoral Rights of Citizens, Institute for Social and Political Research of Russian Academy of Science, public chambers (councils) of subjects of the Russian Federation and other non-government entities, upon agreement with the CEC of Russia and election commissions of subjects of the Russian Federation, have developed the unified methodology for obtaining, registering and processing citizens' submissions, verification of the information received, as well as the mechanism for responding to notifications on violations.

Effective operation of the hotline, undoubtedly, could be ensured only by close cooperation and structural interaction with arrangers of election. On initiative of the Chairman of the CEC of Russia V.E. Churov, the arrangements earlier set forth in the Agreement on Cooperation between the CEC of Russia and Russian Foundation for Free Election under which the CEC of Russia provided necessary advisory and methodological assistance to employees of the Central Office of the public hotline and responses were given to submissions and applications of citizens were prolonged. Based on the same scheme, the operations were conducted in majority subjects of the Russian Federation where hotline

offices closely interacted with election commissions. In a number of regions, members of election commission who directly and promptly resolved matters set by heads of public hotline offices were appointed personally.

The Agreement on Cooperation between the CEC of Russia and Russian Foundation for Free Election was granted support by the Public Chamber of the Russian Federation and Coordination Council of Non-Government Entities for Protection of Electoral Rights of Citizens and approval of the Public Scientific and Methodological Advisory Board of the CEC of Russia. It allowed the RFFE initiating establishment of the public hotline offices for the upcoming election of deputies of the Sixth State Duma.

When establishing regional hotline offices, primarily taken into account were absence of political bias and equidistance from political parties and authorities of civil society entities based on which hotline offices were opened, absence of any control on part of business structures and claims thereto on part of law-enforcement and tax agencies, standing among citizens and civil society institutions, the experience in the sphere of public monitoring of the election.

Active support to establishment and operation of the public hotline offices in the subjects of the Russian Federation was provided by: 29 regional public chambers (councils); 23 non-government entities; 12 legal higher education institutions; 9 youth organizations and associations; 8 human rights organizations; 2 information agencies (Karelinform and District State Television and Radio Broadcasting Company (DSTRBC) Yamal-Region); 1 state agency (State Attestations Service of the Education System of the Republic of Adygeya).

The Public Chamber of the Russian Federation, at the stage of arrangement and for the duration of the hotline operation, was monitoring the set of issues arising in the course of implementation of this public project. Within the framework of the Coordination Council the overwhelming majority of meetings of which took place in the building of the Public Chamber of the Russian Federation, issues in connection with establishment of offices of the public hotline for voters in the country were being continuously (and frequently, promptly) discussed and resolved. Information and research materials of the public hotline were regularly submitted to the administration of the Public Chamber and disseminated among its members.

Significant organizational assistance in opening hotline offices and operation thereof was provided by members of the Public Chamber of the Russian Federation: T.O. Alexeeva, A.S. Brod and A.M. Murtagaliev. Actively participating in resolving numerous organizational issues were heads and members of regional public chambers and public representative bodies similar thereto of the the Republic of Mari El, Perm Region, Belgorod, Ivanovo, Kaliningrad, Kostroma, Kurgan, Kursk, Moscow, Orel and Samara Regions, including the member of the Public Chamber of the Republic of Mari El V.V. Nikiforova; head of the Public Chamber of the Perm Territory B.I. Svetlakov; head of the Public Chamber of Belgorod Region V.V. Ovchinnikov; member of the Public Chamber of Samara Region G.Yu. Nikolaeva; head of the Public Chamber of Moscow Region N.Yu. Chaplin; member of the Public Chamber of Belgorod Region O.A. Agafonova; members of the Public Chamber of Kaliningrad Region S.V. Borodikhin and N.P. Osipchuck; head of the Public Chamber of Orel Region N.I. Lygina and her first deputy L.A. Budovskaya; head of the Public Chamber of Ivanovo Region V.V. Ivanov and member of the Council O.V. Speranskiy, as well as members of the Coordination Council for Protection of Civil Rights of Citizens A.V. Abonosimova, S.V. Begunov, V.P. Volkov, N.V. Dmitrieva, M.S. Polyanskiy, A.S. Tochenov and many other representatives of civil society institutions.

Structural interaction among all-Russian and regional civil society entities, the Public Chamber of the Russian Federation and regional public chambers (councils) with the CEC of Russia and election commissions of the subjects of the Russian Federation, government and local self-government authorities aimed at support of operations of the public hotline allowed citizens receiving answers to questions of interest to them in connection with conducting election, as well as actually influencing compliance with the provisions of law and protecting their electoral rights and resolving significant social issues.

Information support of the public hotline for voters was provided by federal and regional TV channels and printed periodical publications. Information on locations, phone numbers and operational procedures of the Central and regional offices of the hotline, on submissions by citizens and response measures taken were also published on Internet sites of the Public Chamber of the Russian Federation and CEC of Russia, public chambers

(councils) and election commissions of subjects of the Russian Federation and numerous civil society entities.

Information on operations of the public hotline during the election of deputies of the State Duma of

the Federal Assembly of the Russian Federation on the Sixth Convocation and associated therewith regional election of December 4, 2011 was available to wider population of the country as evidenced by significant number of submissions by voters.

*Annex to Chapter 6***Interaction between the Central Election Commission of the Russian Federation and representatives of political parties in the course of preparing for election**

Item No.	Actions	Nature of interaction	Number of actions
1	Meetings regarding issues in connection with the election campaign	Participation of representatives of political parties	3
2	Joint consultations regarding draft resolutions and other regulations of the CEC of Russia on issues of arranging and conducting election of deputies of the State Duma of the Federal Assembly of the Russian Federation on the Sixth Convocation	Consideration of opinions of representatives of political parties	Continuously
3	Training exercises at the CEC of Russia on automated ballot paper processing systems and ballot scanners	Participation of representatives of political parties	1
4	Voting training at a model election precincts, vote counting and determination of results of election	Participation of representatives of political parties	1
5	Public awareness activities	Forwarding of resolutions and other regulations of the CEC of Russia to political parties in connection with conducting election of deputies of the State Duma of the Federal Assembly of the Russian Federation on the Sixth Convocation, as well as clarifications regarding application of the electoral legislation	Continuously
6	Ensuring preparation of machine readable forms of documents submitted to the CEC of Russia by political parties	Provision of software for preparation of machine readable forms of documents submitted to the CEC of Russia to political parties	1
7	Ensuring participation of representatives of political parties in meetings of the CEC of Russia	Mandatory notifications to representatives of political parties with agendas attached	Continuously
8	Ensuring participation in joint conference call with election commissions of subjects of the Russian Federation	Joint preparation of questions to election commissions of subjects of the Russian Federation	4
9	Publishing materials prepared by representatives of political parties in publications of the CEC of Russia	Collection and processing of materials submitted by political parties	Continuously

## **Chapter 7.**

### **Informational Support of the Elections**

#### **7.1. Informational and Explanatory Activity**

For the purposes of ensuring of guarantees in respect of the rights of the Russian Federation citizens for the provision of complete and true information concerning preparation and conduct of election of deputies of the State Duma of the Federal Assembly of the Russian Federation of the sixth convocation, the Russian Federation election legislation, terms and procedure related to the realization of election actions, political parties, having nominated candidates of federal level and candidates, Central Election Commission of the Russian Federation (CEC of Russia) approved a Program of informational and explanatory activity to be realized by CEC of Russia in connection with the preparation and conduct of election of deputies of the State Duma of the Federal Assembly of the Russian Federation of the sixth convocation (Resolution No: 12/132 of May 25, 2011.).

CEC of Russia and election commissions of the Russian Federation subjects have been realizing joint actions concerning informational support of voters on the basis of the said Program. Regional programs of informational and explanatory activity to be realized in connection with the preparation and conduct of election of deputies of the State Duma of the Federal Assembly of the Russian Federation of the sixth convocation were adopted in all subjects of the Russian Federation. Thus, the all-Russian and regional programs in the aggregate have formed a unified complex of steps to be realized by the whole system of election commissions during federal elections.

The following tasks have been resolved in the course of realization of joint actions:

Formation of efficient system of cooperation with the participants of the Program, especially with election commissions of the Russian Federation subjects and the mass media;

Development, production and distribution of informational and explanatory materials including via the mass media;

Provision of precinct, territorial electoral commissions with required informational and methodical materials;

Control of efficient expending of federal budget funds allotted for the purposes of realization of the Program.

In general joint actions included in the Program were concentrated at two basic directions:

Organizational and methodical actions;

Use of external sources of information, the mass media, modern informational technologies to keep voters informed.

##### **7.1.1. Training of organizers of elections and other participants of election campaign**

The training process as a part of the process of preparation of election of deputies of the State Duma of the Federal Assembly of the Russian Federation of the sixth convocation training process was a system of multilevel training of election commissions personnel. In addition, during the said period of preparation special attention was paid to the work with representatives of political parties, the mass media, nominees for observers and other participants of the election process.

In accordance with the said Program of informational and explanatory activity approved by Central Election Commission of the Russian Federation election commissions of the Russian Federation subjects included sections concerning training in corresponding regional programs meant for the period of federal election campaign. Some commissions developed short-term training plans and programs meant for the participants of the election process.

In 2011 Central Election Commission of the Russia and Russian Training Center of Election Technologies at CEC of Russia organized a number of training events for various groups of organizers of elections on federal level:

Chairmen elected for the first time, deputy chairmen and secretaries of election commissions of the Russian Federation subjects formed within the period of 2009-2011 (August 29 – September 2, duration 40 hours, number of trained persons – 79),

deputy chairmen of election commissions of the Russian Federation subjects – heads of controlling and inspection services (September 5–6, duration 13 hours, number of trained persons – 93),

members and the staff of bodies of election commissions of the Russian Federation subjects providing for the legal support of election commissions' activity (April 25–29, duration 40 hours, number of trained persons – 93),



chief accountants of election commissions of the Russian Federation subjects (August 15–19, duration 40 hours, number of trained persons – 91).

Special training programs for the improvement of skills were developed for each of the above group of organizers of elections: “Voting rights and voting process in the Russian Federation”; “Formation and organization of activity of controlling and inspecting services in connection with preparation of election of deputies of the State Duma of the Federal Assembly of the Russian Federation of the sixth convocation and the Russian Federation President”; “Legal support for the election process”; “Financial security connected with election commissions’ activity and organization of budgetary control”.

The said programs included a number of lectures and seminars with the participation of the following parties: members of CEC of Russia, civil officers of the staff of CEC of Russia, officers of Federal Election Center at CEC of Russia and Russian Training Center of Election Technologies at CEC of Russia, heads of election commissions of the Russian Federation subjects, representatives of the state authorities, teachers representing Moscow leading higher schools, enlisted experts.

The trainees took examination upon completion of each training event according to the results of which examination the trainees got corresponding certificates of completion of short-term courses for the improvement of professional skills.

In addition to the training of election commissions of the Russian Federation subjects CEC of Russia organized training courses for the members of territorial election commission connected with control of the activity of precinct electoral commissions formed at polling stations opened outside the Russian Federation territory, in connection with the preparation and conduct of election of deputies of the State Duma of the Federal Assembly of the Russian Federation of the sixth convocation (took place on October 11, 18 and 25, 2011. within the framework of the program “Voting rights and voting process in the Russian Federation”, duration 14 hours, number of trained persons – 10).

For the said group of organizers of elections Russian Training Center of Election Technologies at CEC of Russia produced a training video material “Right of choice. Organization of voting for the Russian Federation citizens residing or staying outside the Russian Federation” and published a handbook “Organizational and legal aspects connected with voting process involving Russian citizens

abroad”. The above handbook broaches in general the most principal items connected with the specific nature of organization of voting process for the Russian citizens abroad. The handbook gives basic features of normative and legal basis of the voting process, analyzes organizational aspects of activity of precinct and territorial electoral commissions, formed for the purposes of conduct of voting process for the Russian citizens staying or residing abroad.

Activity aimed at formation of trained personnel reserve for territorial and precinct electoral commissions continued in 2011 for the purposes of provision for the system of election commissions in the Russian Federation with skilled personnel. In this connection cooperation with educational institutions connected with training of experts in the sphere of voting rights and election process on the basis of educational institutions is one of the important directions of the activity of CEC of Russia and Russian Training Center of Election Technologies at CEC of Russia. Thus, agreements were concluded with two leading higher schools of Russia in 2010/11 academic year (Moscow State Academy of Law named after O.E. Kutafin and Moscow State University named after M.V. Lomonosov).

The training course under the state legal specialty “Voting rights and election process in the Russian Federation” in Moscow State Academy of Law was realized in accordance with the program developed together with CEC of Russia; highly skilled specialists – members of CEC of Russia and officers of CEC bodies working in the sphere of voting rights and election process took part in the training process. Total number of trainees in 2010/11 academic year was 50 persons. CEC had been cooperating with Moscow State Academy of Law since 1998. Over 600 trainees had completed special course of studies for this period. Graduates and trainees of special course were members of election commissions both with the right of casting vote and deliberative vote, worked as observers from political parties, participated in the activity connected with the conduct of election of deputies of the State Duma of the Federal Assembly of the Russian Federation of the sixth convocation on December 4, 2011. as volunteers.

The training of students and post-graduates was organized in Moscow State University named after M.V. Lomonosov on the basis of department of politicalology within the framework of the program “Electoral systems, election processes and technology”.

In addition to general theoretical training the said program developed at the department of political-

ogy “Electoral systems, election processes and technology” was aimed at the training of a group of students and post-graduates for the activity in the sphere of organization, monitoring and informational and analytical support of elections at all basic stages of election process.

Members and staff of the bodies of CEC of Russia, professors and teachers of Moscow State University delivered lectures and gave practical training courses. 40 trainees attended special training courses and received certificates.

Besides, in accordance with Resolution № 163/1160-5 of June 10, 2009. of CEC of Russia “Regulations concerning the procedure of passing of practical training by students and probation period by post-graduates (doctor’s degree candidates) of educational institutions of higher vocational education in Central Election Commission of the Russian Federation” 36,4% of total number of students – trainees of special courses had practical training in CEC of Russia. Practical training for students of higher schools of law is usually organized on the basis of election commissions of the Russian Federation subjects.

Election commissions of corresponding level acted as organizers of training in the Russian Federation subjects, depending on target audience, scope and nature of events.

In connection with the said activities election commissions competently used the experience gained in connection with conduct of previous federal and regional election campaigns.

Election commissions of the Russian Federation subjects organized training events for members of territorial electoral commissions as well as for municipal, district election commissions (should they have competence of a territorial electoral commission). The latter, in turn, organized the training of the staff of own bodies and members of precinct electoral commissions. As a rule, the training process was organized in cooperation with state authorities of the Russian Federation subjects, local self-governments and regional institutions of higher education.

Text- and handbooks, other materials developed by CEC of Russia and Russian Training Center of Election Technologies at CEC of Russia, were used for the training purposes of the said groups of the staff of election commissions, in particular:

video-materials (“The mass media and elections”, “High technology elections”, “Prevention of illegal election technologies and provocative actions during the elections”, “Application of technical means

of inspection and video-control during the elections”, “Election day at a polling station”);

printing materials (“Working notebook of a precinct electoral commission”, “The mass media and elections: questions and answers”, “Handbook meant for the observers involved in the election of deputies of the State Duma of the Federal Assembly of the Russian Federation of the sixth convocation”, “Models of informational and explanatory materials to the election of deputies of the State Duma of the Federal Assembly of the Russian Federation of the sixth convocation”.

All the above mentioned materials were delivered to the election commissions of the Russian Federation subjects as well as placed in the Internet (official site of .... at CEC of Russia: <http://www.rcoit.ru.>).

In addition, regional and territorial electoral commissions acting in the Russian Federation subjects, developed and published own training materials meant for various groups of persons participating in the election process, reflecting basic aspects of their activity.

In connection with the realization of training process on regional and municipal levels election commissions used various forms of education (full day, full day and distant, self-education) and forms of studies (lectures, lectures and discussions, seminars, seminars and meetings, seminars and instructions, “round table”-discussions, video-conferences, business games, master classes, trainings).

As a rule, final point of the training courses was control of gained knowledge. On the basis of training materials developed by Russian Training Center of Election Technologies at CEC of Russia, organizers of the training process developed special testing programs for the trainees as well as held oral and written tests, interviews.

The trainees were suggested to demonstrate the knowledge they had gained by solving the problems which may appear during election campaigns on various levels, simulated beforehand.

Aspects of the activity of territorial electoral commissions in connection with preparation and conduct of the election of deputies of the State Duma of the Federal Assembly of the Russian Federation of the sixth convocation were subjects of the training courses with members of territorial electoral commissions: competence of territorial electoral commissions, the voter lists, formation of Precinct electoral commissions, organization of the work with certificates of removal from voter lists, organization of early

voting, financial support of elections, drawing of statements of voting results in Precinct electoral commissions and organization of submission of the said statements to Territorial electoral commissions, use of "Vybory" State Automated System of the Russian Federation by Territorial electoral commissions, informational and explanatory activity, novations in election legislation, cooperation between Territorial electoral commission and other participants of the election process, procedure of consideration of complaints, procedure of storage and submission of documents connected with the preparation and conduct of elections, to the archive.

Total number of trained members of territorial electoral commissions (including members of Election Commission of Moscow Region), authorized by territorial electoral commission) exceeded 18 thousand persons.

Training of system administrators of Automated systems meant for election commissions on matters concerning entering of data of vote returns into "Vybory" State Automated System of the Russian Federation, work with voter lists, use of technical means of tabulation of votes etc. was organized in all subjects of the Russian Federation within the said period of time. Total number of trained technical specialists was about 2500.

Traditionally, the training process mostly covered members of precinct electoral commissions. Training programs for the said group included a great number of subjects: principal actions of precinct electoral commissions in connection with the organization and conduct of voting, Working notebook of the precinct electoral commission's member, legal status and competence of precinct electoral commissions, work with the voter lists and certificates of removal from voter lists, organization of voting outside the voting premises, drawing and submission of final statements of voting results to territorial electoral commissions, the work with observers, consideration of citizens' appeals, equipping of voting premises, legal responsibility for failure to observe election legislation, organization of voting for voters with limited physical opportunities/invalids and other matters.

In general, the training process organized for members of precinct electoral commissions during the period of preparation to the election of deputies of the State Duma of the Federal Assembly of the Russian Federation of the sixth convocation, covered over 450 thousand trainees.

In connection with wide application of technical means of tabulation of votes at the elections (

December 4, 2011.) a great deal of training events were aimed at the training of members of precinct electoral commissions responsible for the operation of the said means (operators of Ballots processing complex and Electronic voting complex). Number of trained specialists exceeded 10,5 thousand. As a rule, the training process was organized by election commissions of the Russian Federation subjects and territorial electoral commissions. In some cases training process involved representatives of enterprises being designers and producers of corresponding technical equipment. As Ballots processing complexes were mostly used in connection with elections, so training process was mostly connected with acquisition of skills required in respect of the said equipment.

In the course of training the trainees had all necessary training materials including manuals and guidance concerning the work with software and hardware, explanatory materials (posters, booklets etc.).

Studies of legal aspect concerning the application of modern technical means in connection with conduct of elections was an obligatory component of training programs, in addition to lectures and practical training.

In the course of preparation to federal elections (December 4, 2011.) election commissions took active steps for the realization of consulting and training events (seminars, seminars and meetings, "round-table" events) for such groups of participants of the election process, as nominees for observers, representatives of political parties, the mass media, state authorities and local self-governments, police bodies, the Russian Federation Ministry of Defense, territorial bodies of the Russian Federation Ministry of civil defense, emergency and elimination of consequences of natural calamities, Federal migration service, public and other organizations.

Subjects of events realized in cooperation with representatives of political parties, concerned the participation of the latter in the process of formation of election commissions, conduct of election campaign, formation and disposal of money resources of election funds, novations in election legislation, collection of voters' signatures and filing of corresponding documents, registration of authorized representatives of political parties and other basic matters connected with the participation of political parties in the elections of deputies of the State Duma of the Federal Assembly of the Russian Federation of the sixth convocation. Total number of representatives of political parties participated in the training events, exceeded 20 thousand persons.

Nominees for observers for the elections of December 4, 2011. could get acquainted with legal basis of observers' activity, basic aspects of cooperation with members of election commissions, specific matters connected with control of voting process in the voting premises and outside, the procedure of summarizing of voting results and other matters in the course of joint seminars and meetings with organizers of the elections. Participants of the events got a Handbook of an observer for the election of deputies of the State Duma of the Federal Assembly of the Russian Federation of the sixth convocation drawn by Russian Training Center of Election Technologies at CEC of Russia. Total number of trained observers was about 32 thousand persons.

Matters concerning informational support of the elections, election campaign, procedure of provision for of payable and free publishing space for political parties participating in the elections, the mass media activity on the election day, were discussed with the mass media representatives at training events. Total number of trained the mass media representatives exceeded 5 thousand persons.

Russian Training Center of Election Technologies at CEC of Russia issued a booklet "The mass media and elections: questions and answers" and video material with the same name for this group of members of the election process.

The said issue was in the form of answers to the questions put by representatives of TV and radio-broadcasting organizations and editorial staff of periodicals at the meetings and seminars organized by CEC of Russia, in which representatives of the latter took part.

Organizational aspects concerning informational and explanatory activity, cooperation in the sphere of control of public order at the elections, fire precautions at polling stations, organization of prosecutor's control of observation of election legislation, provision for anti-terroristic measures for the sake of safety of population on the election day, organization of voting in regions difficult of access and distant places, control of violations of law during elections and other matters were discussed in connection with joint meetings with representatives of state authorities and local self-governments. More than 40 thousand persons took part in the training events.

Thus, total number of representatives of various groups of members of the election process trained in connection with the preparation of the election of deputies of the State Duma of the Federal Assembly of the Russian Federation of the sixth convocation, was about 600 thousand persons. (Table 7.1).

### 7.1.2. Publishing Activity

CEC of Russia published a number of issues meant for members of precinct and territorial electoral commissions in large editions to provide assistance to organizers of elections within the framework of the election campaign, namely: Federal Act "On the election of deputies of the State Duma of the Federal Assembly of the Russian Federation" (110 000 copies), Federal Act "On principal guarantees of voting rights and the right to take part in referendum of the Russian Federation citizens", with corresponding extracts from other legislative acts (110 000 copies), pocket book "Calendar schedule of events connected with the preparation to the election of deputies of the State Duma of the Federal Assembly of the Russian Federation of the sixth convocation" (6500 copies), poster "Calendar of the election – 2011" (5000 copies), Instructions concerning opening and maintenance of accounts, accounting and transfer of money funds, allotted for the benefit of Central Election Commission of the Russian Federation, other election commissions, referendum commissions (3500 copies), Working notebook of a precinct electoral commission (120 000 copies), containing detailed explanations concerning the procedure of organization of activity of precinct electoral commissions and the steps to be taken by them in case of problems which may appear in connection with voting, tabulation of votes and determination of election returns at the election of deputies of the State Duma of the Federal Assembly of the Russian Federation.

Informational posters "Political parties registered federal candidate lists" were printed to be placed at each polling station and in other public places (in the same order as in ballots (200 000 copies)), "Voting method" containing a form of ballot (110 000 copies), "Responsibility for the violation of the Russian Federation election legislation", containing extracts from the Russian Federation Criminal code and Administrative code (110 000 copies).

Special booklets for persons with weak sight "Information concerning the procedure of filling up of ballots" and "Information concerning political parties registered federal candidate lists" (100 000 copies each) were issued. The said booklets were printed using the Braille code (5 000 copies each) as well as were represented on compact cassettes and CDs. In addition, a booklet "Handbook describing the procedure of voting meant for invalid voters" (50 000 copies).

Table 7.1

**Information concerning number and categories of members of the election process, trained within the framework of the training events connected with the preparation to the election of deputies of the State Duma of the Federal Assembly of the Russian Federation of the sixth convocation**

Category of trainees	Total Number of trained persons
Members of Territorial electoral commissions, including members of Election Commission of Moscow Region, with the competence of territorial electoral	18 257
Members of Precinct electoral commissions	464 948
Operators of Ballots processing complex and Electronic voting complex	10 582
System administrators	2 465
Representatives of political parties	20 574
Nominees for observers	32 166
The mass media representatives	4 995
Other categories (representatives of state authorities and local self-governments, police bodies, Ministry of emergency, Office of Federal Migration Service, Ministry of Defense, public and other organizations)	41 811
<b>Total</b>	<b>595 798</b>

Seven text-books/manuals covering a wide range of items connected with the organization and conduct of elections and aimed at various groups of participants in the election process, were issued to help organizers of elections to do their work (over 16 000 copies), in particular, manuals meant for organizers of elections, members of election commissions of various levels ("The mass media and elections: questions and answers", "Russian experience gained in connection with the use of technical means during regional and municipal elections of 2008–2011", "Political parties registered federal candidate lists for the elections of deputies of the State Duma of the Federal Assembly of the Russian Federation of the sixth convocation", "Organizational and legal basis concerning voting procedure of Russian citizens abroad".

The following booklets were drawn and issued for the purposes of provision of support and assistance to observers: "Handbook meant for an observer during the elections of deputies of the State Duma of the Federal Assembly of the Russian Federation of the sixth convocation" (100 000 copies) and "Handbook meant for foreign (international) observers" in Russian and English (500 copies).

Posters containing information and explanations concerning the procedure of voting with the application of modern technical means, were issued for polling stations at which Ballots processing complexes and Electronic voting complexes were used (17 500 copies).

Special informational booklet issued by CEC of Russia, contained detailed information about each candidate from federal lists nominated by political parties and registered by the Russian Federation Central election commission, including information concerning their income for 2010, property, as well as concerning the revealed facts of falsification of data provided by candidates (100 000 copies). The said special booklet printed in bold letters meant for voters with weak sight was also issued and delivered to the polling stations determined by resolutions of election commissions of the Russian Federation subjects made together with Regional branches of the All-Russia society of blind persons (total number of 5000 copies).

All resolutions made by the Russian Federation Central election commission on matters concerning the preparation and conduct of the election of deputies of the State Duma of the Federal Assembly of the Russian Federation of the sixth convocation, were published in official edition of CEC of Russia (magazine "Bulletin of the Russian Federation Central election commission"), and the most significant resolutions bearing the nature of a normative act were also published in newspapers ("Russian newspaper"/Rossijskaya gazeta and "Parliament newspaper"/Parlamentskaya gazeta).

Training video materials meant for the widest range of voters, were prepared and delivered to election commissions of the Russian Federation subjects, federal state authorities and other organizations



(“The mass media and elections”, “Election day at a polling station. Election of deputies of the State Duma of the Federal Assembly of the Russian Federation of the sixth convocation”, “Right of choice. Organization of voting for the Russian Federation citizens residing or staying outside the Russian Federation” and published a handbook “Organizational and legal aspects connected with voting process involving Russian citizens abroad”. “High technology elections”, “Prevention of illegal election technologies and provocative actions during the elections”, “Application of technical means of inspection and video-control during the elections”.

### **7.1.3. Organizational and Training Support of Informational and Explanatory Activity of Election Commissions of the Russian Federation Subjects. Application of External Informational Means**

In accordance with the targets and purposes set by the Program of informational and explanatory activity developed by Central election commission of the Russian Federation, for the period of preparation and conduct of the election of deputies of the State Duma of the Federal Assembly of the Russian Federation of the sixth convocation, CEC of Russia, election commissions of the Russian Federation subjects realized a number of organizational and training events aimed at the provision for of informational accessibility and publicity of the election process.

The said Program approved the following complex of organizational events to be realized both at the stage of preparation to the elections and during the elections and post-elections period:

Informational and media support of activities of election commissions of the Russian Federation subjects;

Cooperation between election commissions of the Russian Federation subjects and state authorities, local self-governments, as well as representatives of political parties, public associations, the mass media, experts' community, on matters concerning informational support;

Explaining of specific nature of application of modern informational technologies as new means of provision of information to voters, as well as specific aspects connected with application of electronic voting means (Ballots processing complex and Electronic voting complex);

Production and installation of external means of information, audio- and video-materials on radio and TV;

Results of monitoring of the activity of election commissions of the Russian Federation subjects realized by Russian Training Center of Election Technologies at CEC of Russia, exposed the following scope of informational and explanatory materials used within the framework of the events aimed at the conduct of elections of deputies of the State Duma of the Federal Assembly of the Russian Federation of the sixth convocation (December 4, 2011.):

More than 100 million copies of printing items (small format), invitations, informational booklets meant for the delivery in residential and office premises, transport vehicles, at polling stations;

295 types of informational video materials meant for the presentation on regional TV-channels, stationary video-displays installed along the streets and in public transport vehicles in the Russian Federation subjects;

223 types of electoral audio-materials meant for the presentation on radio and in transport vehicles;

2,5 million copies of materials of explanatory nature meant for all participants of the election process (manuals, handbooks, working notebooks, explanations etc.);

Analyzing data one should take onto account the fact that election commissions of the Russian Federation subjects not only delivered the materials prepared by Central election commission of the Russian Federation, but got the opportunity to realize additionally independent activity for the preparation and issue of required materials (including handbooks, invitations etc.).

The above activity was realized in accordance with a special media-plan which was an integral part of the plan of informational support of voters adopted by election commission of the Russian Federation subject.

It is essential to point out that media-planning which took place in election commissions of the Russian Federation subjects, was supported by questioning of experts, sociological and monitoring researches, preparation of informational and analytical, as well as statistical materials concerning all stages of the election process, in consideration of plans of activity of informational centers at election commissions of the Russian Federation subjects, reflecting the matters connected with the preparation and conduct of election of deputies of the State Duma of the Federal Assembly of the Russian Federation of the sixth convocation.

Drawing and delivery of training, reference materials and recommendations concerning matters

of informational support of elections, meant for the lower level election commissions, is a separate important sector of activity to be realized in this direction.

It is essential to point out that various forms of informational and explanatory events realized during the preparation and conduct of elections (December 4, 2011.) were meant for various groups of voters, in consideration of specific nature of work with various categories of voters.

Thus, during federal election campaign special attention was paid to the informational support of young voters and to the creation of such environment which could provide for deliberate participation of young people in voting.

Days of young voters including a wide range of events were held in the Russian Federation subjects:

Provision of additional information to persons who participate in voting for the first time;

Conduct of competitions, contests on matters concerning forthcoming elections;

Conduct of special lessons (trainings) concerning voting rights and election process at schools and higher schools;

Meetings between students and working young people and members of election commissions, staff of election commissions, representatives of youth associations on matters concerning the participation of young people in elections;

Organization of youth forums, "round table" discussions;

Excursions, free access days so that young people could get acquainted with the work of election commissions;

Exhibition events including travelling exhibitions on matters concerning organization and conduct of elections, book shows devoted to election legislation and election process, exhibitions presenting materials concerning history of elections in the territory of a corresponding subject of the Russian Federation;

Organization of a telephone "hot line" meant for young people;

Tele- and radio-contests on matters concerning election legislation.

Provided that activity of a number of election commissions using modern informational technologies, meant for young people, could be singled out into a special group:

Conduct of Internet-conferences with chairmen of election commissions of the Russian Federation subjects, meant for young voters;

Launching of a specialized site (within the Internet site of CEC of Russia) meant for young peo-

ple, launching of special sub-sites meant for young and future voters, in the Internet-sites of election commissions of the Russian Federation subjects;

Provision of information to young people using social networks popular among young people, services meant for the exchange of video-materials.

The next group of voters specific nature of work with which was taken into account in connection with informational and explanatory activity, was persons with limited physical opportunities/invalids.

It is necessary to point out that in accordance with Federal Act № 143-FZ of June 14, 2011. "On amending of certain legislative acts of the Russian Federation for the purposes of improvement of mechanisms of guaranteeing of voting rights of citizens" federal election legislation including Federal Act "On election of deputies of the State Duma of the Federal Assembly of the Russian Federation" were significantly amended and such amendments stipulated additional guarantees in respect of provision of information to invalids.

To keep blind people (and people with weak sight) informed corresponding materials, articles printed in bold letters and (or) using the Braille code, were placed at informational boards/panels.

Some preliminary organizational actions were performed to provide for the realization of such pilot projects as "A way to polling station" aimed at the formation of conditions for free movement of invalids at polling stations, including with the help of volunteers. The said project was announced and widely discussed in periodicals, in news broadcasts on the radio, TV-commentaries, in the Internet. Informational and explanatory materials concerning the project were prepared and delivered to invalids, route specifications were made, data base of such voters was verified, and analytical statements reflecting the results of the work done in this respect were prepared and submitted to the state authorities and local self-governments.

On the eve of federal election campaign Central election commission of the Russian Federation passed resolution (№ 8/54-6 of April 28, 2011.) "On recommendations concerning the realization of voting rights of military men and police officers in connection with the conduct of election of deputies of the State Duma of the Federal Assembly of the Russian Federation of the sixth convocation" which resolution approved new recommendations aimed at the improvement of activity with such categories of voters as military men and police officers.

Recommendations concerning organization of voting at polling stations formed outside the Russian

Federation territory in connection with conduct of election of deputies of the State Duma of the Federal Assembly of the Russian Federation of the sixth convocation and President of the Russian Federation approved by CEC of Russia (resolution № 23/238-6 of August 3, 2011. ), as well as recommendations given in a special handbook “Organizational and legal aspects of voting of Russian citizens abroad”, became new normative acts regulating the work with voters giving their votes at polling stations formed outside the Russian Federation.

#### Application of External Informational Means


Basic attention within the framework of the events included in the Program was paid to the drawing, issuing and distribution of informational and explanatory materials.

7 concepts of design of informational and explanatory materials were developed in whole: “Informing about elections”, “Social groups”, “Large country”, “Multinational country”, “Increase of faith”, “Motivation for voting”, “Meant for Youth”. Informational and explanatory materials were visualized in external advertisements, namely, on billboards (3 x 6 m), posters (A4 format), leaflets (A5 format), stickers to be placed in transport vehicles, city-formats (1,2 x 1,8 m) and banners (10 x 1 m). Models of the said informational and explanatory materials are given in Appendix 2 to Chapter 7.

Concepts “Large country” and “Social groups” were the most demanded in consideration of their potential for regional adaptation.

Official logo of the election of deputies of the State Duma of the Federal Assembly of the Russian Federation of the sixth convocation became a mandatory style-forming element of decoration.

Many election commissions of the Russian Federation subjects did not make any essential changes in the said models in connection with adaptation, however a number of election commissions



made translation of texts from Russian into national language of the Russian Federation subject in consideration of specific regional aspects, used images of representatives of peoples of the Russian Federation in national dresses, placed emblems of election com-







mission of corresponding subject of the Russian Federation, and completed federal models of informational materials, with the approval of Central election commission of the Russian Federation.

General concept of design of informational and explanatory materials did not suffer in the process of finishing off.

Efficient from the point of view of coverage of voters system of placement of external informational means (billboards, banners, informational panels and stands, roller displays, pylons, pillars, illumination diode panels, video-screens for the presentation of

informational video-materials) was developed on the basis of results of studies of practice of federal and regional election campaigns of the last years. Total number of such external informational means exceeded 75 thousand.

In a number of subjects of the Russian Federation external informational means were placed in public transport vehicles (buses, trolley-buses, mini-buses). Application of new forms of placement of informational and explanatory materials, namely on monitors of pay terminals was a novation of the last election campaign.



Special attention was paid to the placement of external informational materials along principal highways connecting administrative centers of the Russian Federation subjects with cities and regions (billboards, informational panels, banners).

Installation of informational posters at public transport stops, local administration buildings



and crowded places (places where many people gather) in municipal districts, city settlements including cottage villages was a matter of special control.

Thus, informational and explanatory activity realized by CEC of Russia, election commissions of the Russian Federation subjects, provided for the improvement of general level of voters' accessibility to the information concerning forthcoming election campaign and improvement of elections organizers' work.

It is necessary to note that for the purposes of evaluation of the practice of execution of informational and explanatory activity CEC of Russia initiated two special subject contests.

First of all one should distinguish a contest among election commissions of the Russian Federation subjects for the best organization of informational and explanatory activity during the election of deputies of the State Duma of the Federal Assembly of the Russian Federation of the sixth convocation and President of the



*Khanty-Mansi Autonomous area – Yugra*



*Kaluga Region*



*Daghestan Republic*



Russian Federation (resolution of CEC of Russia № 32/287-6 of September 14, 2011.).

Determination of criteria of efficiency of informational and explanatory events realized by election commissions upon the results of the contest will allow to improve the elections organizers' work in this direction.

It is remarkable that a number of election commissions of the Russian Federation subjects held regional contests for the best precinct electoral commission in the sphere of informational and explanatory activity.

In consideration of the role of libraries being informational, cultural and educational institutions, in the activity aimed at the formation of knowledge of elections, CEC of Russia announced a contest to be held among central universal libraries of the Russian Federation subjects for the best organization of informational and explanatory activity during the period of preparation and conduct of the elections of deputies of the State Duma of the Federal Assembly of the Russian Federation of the sixth convocation and President of the Russian Federation.

The purpose of the said contest was the improvement of forms and methods of work of libraries concerning voters' education on legal matters, improvement of level of culture in legal matters and accessibility to information for the population, studies and delivery of experience gained by libraries in respect of the matters concerning informational support of elections.

#### **7.1.4. Use of Media-resources in the Process of Informational and Explanatory Activity**

Election commissions are responsible for keeping all participants of the election process informed on the most important aspects of preparation and conduct of elections. For the realization of this obligation with the use of media-resources provisions of Federal Act № 51-FZ of May 18, 2005. (as revised on May 25, 2011.) "On the election of deputies of the State Duma of the Federal Assembly of the Russian Federation of the sixth convocation" guaranteed to provide election commissions with free broadcast time in the state mass-media. Realization of the said legislative provisions in connection with preparation and conduct of the election of December 4, 2011. Using media-resources both on all-Russia and regional level, required the settlement of a number of complex organizational problems.

12 informational video materials (concerning the opening of the election campaign, polling date

and time, certificate of removal from voter lists, ballot, voter lists, system of election commissions etc.) as well as 11 informational audio materials were produced and demonstrated on federal TV- and radio channels upon the order of Russian Training Center of Election Technologies at CEC of Russia, for the purposes of development of unified standard of realization of informational and explanatory activity within media space. Some materials were in the form of a game, some in the form of animated cartoon film. Provided that audio- and video materials meant to keep voters informed on the most important dates connected with the election campaign, were demonstrated with increasing intensiveness as the election day was approaching.

One may get acquainted with the said video materials in the Internet site of Russian Training Center of Election Technologies at CEC of Russia (section "Electronic library"): (<http://rcoit.ru/e-library/video/335>).

Dynamics of demonstration of the said informational and explanatory materials on federal TV channels ("First channel", "Russia 1", "TV Center" and "Russia 24") was analyzed. Summary data concerning the demonstration of the said video materials within the period of November 5 – December 2, 2011. on the state TV channels is given in diagram 7.1.

Election commissions of the Russian Federation subjects placed both audio- and video materials produced by the order of Russian Training Center of Election Technologies at CEC of Russia or own informational and explanatory materials, on regional TV and radio-channels; in case of necessity texts were translated from Russian into the national language of the subject and deaf-and-dumb language.

Materials representing date and official symbols of the election campaign were actively used as a background during the meetings with administrators of election commissions of the Russian Federation subjects organized on TV; and emblems approved by CEC of Russia were used as illustrations in connection with preparation of materials to be published in printing and electronic the mass media. One may say that media presence of election commissions of the Russian Federation subjects was realized in various forms: beginning from the organization of running lines during the news broadcasts, to statements of administrators of election commissions, as well as special programs devoted to elections, including in the form of radio competition.

At the same time election commissions of the Russian Federation subjects actively placed informa-

tional materials in social networks, in official Internet sites of the commissions, in the Internet sites of informational Internet-agencies of the Russian Federation subjects.

#### 7.1.5. Use of New Informational Technologies

New informational technologies allowing to attach operative and global nature to the exchange of information, were actively used during the period of preparation and conduct of the election of deputies of the State Duma of the Federal Assembly of the Russian Federation of the sixth convocation. Thus, informational support of the elections via the Internet networks, at the expense of improvement of multimedia reference and online-applications moved up to a new quality level.

One should note that opportunities of the upgraded Internet-portal of the “Vybory” State Automated System were fully realized in connection with the preparation and conduct of elections of December 4, 2011.: all meetings of Central election commission of the Russian Federation were broadcasted online in the official Internet site, video-archive of previous meetings as well as archive of TV shows with the participation of heads and members of CEC of Russia, were formed. The work of Informational Center of CEC of Russia “Vybory-2011” was broadcasted on line via the Internet network.

A specialized section called “Election of deputies of the State Duma of the Federal Assembly of the Russian Federation of 2011.” was opened in the

Internet site of CEC of Russia to keep voters informed on matters connected with preparation and conduct of the election of deputies of the State Duma of the Federal Assembly of the Russian Federation of the sixth convocation, in which documents and materials reflecting the election process were placed. Similar sections complying with the requirements of informational content were opened in all Internet sites of election commissions of the Russian Federation subjects.

The said section allowed to concentrate information which various groups of members of the election process (members of election commissions, representatives of political parties and the mass media, observers, voters including those staying outside the Russian Federation) could need.

Normative acts regulating the conduct of election were placed in the Internet: federal acts and resolutions of CEC of Russia, materials concerning informational support of the elections, including data concerning notices received from the mass media about the readiness to provide broadcasting time, space for publications concerning the election campaign, as well as notices received from organizations and individual employers about the readiness to produce pre-election promotional materials.

The persons concerned could get acquainted with information concerning political parties participating in the elections including with federal candidate lists, information concerning the income and property of the candidates included in the said lists, programs of political parties.

#### Presentation of informational and explanatory video-materials on the state TV channels within the period of November 5 – December 2, 2011. (number of demonstrations)

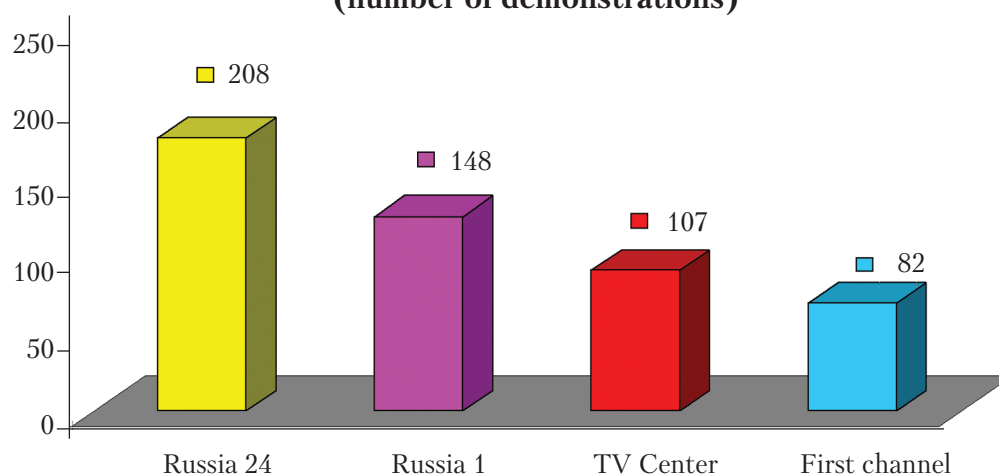


Diagram 7.1

Data concerning financing of election campaigns by political parties, accepting of resources by election funds of political parties and use of the said funds, financial statements of political parties was presented in accordance with provisions of federal laws.

Placement of resolutions, instructions, and recommendations, approved by CEC of Russia in the Internet site made access to such documents much easier for election commissions on all levels. A section called "Prompting for observers" was opened to provide for the access to the documents and explanations regulating the activity of precinct electoral commissions in connection with the polling and election count, given by CEC of Russia, for observers, members of election commissions with a deliberative vote. Matters concerning foreign (international) control of elections were widely reflected.

Data concerning polling stations formed outside the Russian Federation territory for the purposes of conduct of election of deputies of the State Duma, as well as addresses of diplomatic representations and consular offices of the Russian Federation abroad, was placed to keep informed Russian citizens going to vote outside the Russian Federation.

In addition to the realization of the above informational products aimed at mass informing of voters, CEC of Russia planned to develop special software products meant for the treatment of inquiries sent to certain addressees and answers to such inquiries.

In accordance with the Concept of development of "Vybory" State Automated System of the Russian Federation for the period up to 2012. Approved by resolution of CEC of Russia (№ 132/966-5 dated September 25, 2008.), a number of Internet-services were initiated within the framework of official site of CEC of Russia allowing the Russian Federation citizens to get access to the results of processing of personal data as well as information concerning polling stations, referendum stations including those in which they were registered in voter lists, referendum participants, in the "Vybory" State Automated System via the Internet connection.

Importance of use of the said services was proved by the experience of conduct of federal election campaigns of 2007–2008. Considerable part of calls of voters via hot line of CEC of Russia at that time were namely requests to provide information about numbers and addresses of polling stations where voters were registered in the voter lists.

The following Internet-services were located in official site of Central election commission of the Russian Federation:

1) Internet-service called "Find yourself in the Register of voters of the "Vybory" State Automated System", which provided for the access to the results of processing of personal data in the "Vybory" State Automated System for the Russian Federation citizens; the said service operated during periods between the elections and was closed 15 days prior to the polling day.

2) Internet-service called "Find your polling station" which allowed to find out at which polling station a certain citizen who resided at certain address could vote. To use the said service one should enter information concerning home address. The said service was opened 15 days prior to the polling day. It operated daily 24 hours a day online up to 21:00 (Moscow time) at the polling day.

3) Internet-service called "Find yourself in the voter list" which provided for the access to information concerning polling stations, referendum stations, where voters were registered in the voter lists. The said Internet-service was available in personal cabinet of users in official site of CEC of Russia after preliminary registration. The said service was opened 15 days prior to the polling day and closed at 21:00 (Moscow time) at the polling day.

Persons who sent requests received answers at least within 30 minutes upon receipt of certain request. Total number of persons who used the said service, was about 40 thousand people. Thus, such feedback mechanism with voters showed to be efficient.

Total number of persons who used the said Internet-services organized for the first time in connection with the election of deputies of the State Duma of the Federal Assembly of the Russian Federation of the sixth convocation, was about 350 thousand people, including 135 thousand people at the polling day.

To provide for operative informing of voters on matters connected with conduct of election of deputies of the State Duma of the Federal Assembly of the Russian Federation of the sixth convocation in accordance with resolution of CEC of Russia (№ 56/489-6 dated November 11, 2011.) "On provision of information connected with conduct of election of deputies of the State Duma of the Federal Assembly of the Russian Federation of the sixth convocation" for the voters using portable radio-telephones, data transmission was organized upon voters' requests within the period of November 24 – December 6, 2011. via SMS containing information about the procedure of placement in ballots of names

of political parties registered federal candidate lists, and about preliminary election returns.

On having sent SMS with any text (or containing no text) to a short number (which was given both in official Internet site of CEC of Russia and sites of election commissions of the Russian Federation subjects), any voter could receive information about the procedure of placement in ballots of names of political parties registered federal candidate lists on his mobile phone. On having sent SMS to the same number upon closing of polling on December 4, 2011, any voter could receive information about preliminary election returns.

Total number of messages sent to subscriber mobile devices as answers to their requests (concerning the procedure of placement in ballots of names of political parties registered federal candidate lists and preliminary election returns), with the use of software and technical complex “Mobile portal” of the “Vybory” State Automated System”, exceeded 8 thousand.

Number of visitors of official Internet site of CEC of Russia considerably increased at polling days. On December 4-5, 2011. Internet users visited more than 13 million pages with information provided by the “Vybory” State Automated System (twice as many as in December 2007.). Number of unique users exceeded 800 thousand (on December 4) and 1 million on December 5, 2011.

Thus, both modern high-technology multimedia means and informational applications (to be used online) which have become traditional and have

shown positive results during previous elections (on common polling days), and new means which will be applied in connection with forthcoming federal and regional election campaigns, have been fully and successfully realized during the period of preparation and conduct of elections of December 4, 2011.

## 7.2. Media-Activity of CEC of Russia During Election Campaign (Election of deputies of the State Duma of the Federal Assembly of the Russian Federation of the Sixth Convocation)

The following events took place in September – December, 2011. within the framework of preparation and conduct of election of deputies of the State Duma of the Federal Assembly of the Russian Federation of the sixth convocation (diagram 7.2):

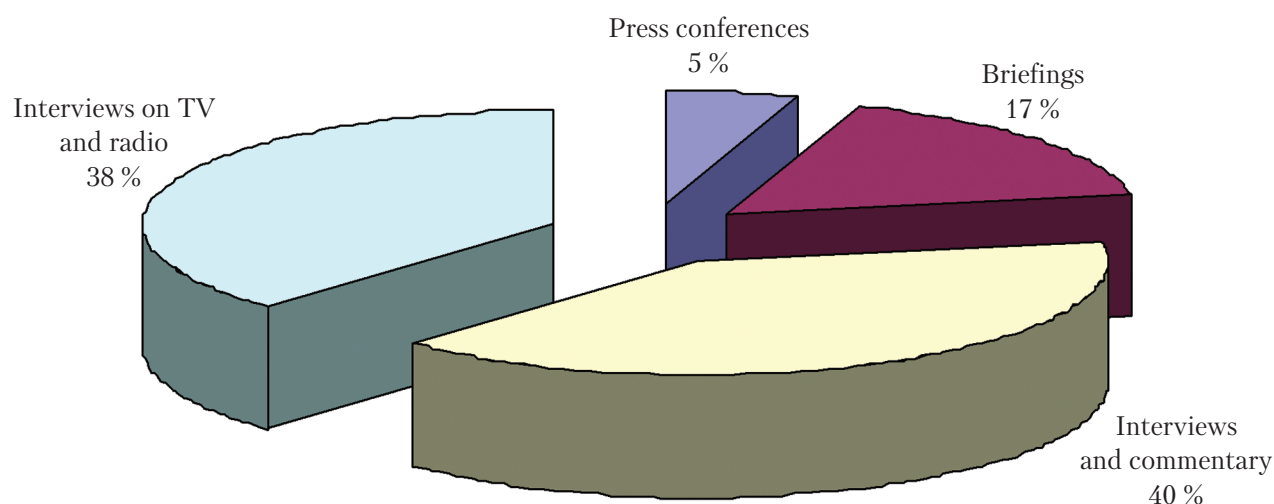
94 press-conferences and briefings with representatives of CEC of Russia (including online show in the Internet with the feedback with the Internet-audience);

39 interviews and more than 70 detailed comments of representatives of CEC of Russia in federal periodicals and Internet editions;

47 interviews and more than 100 comments in federal TV and radio broadcasts.

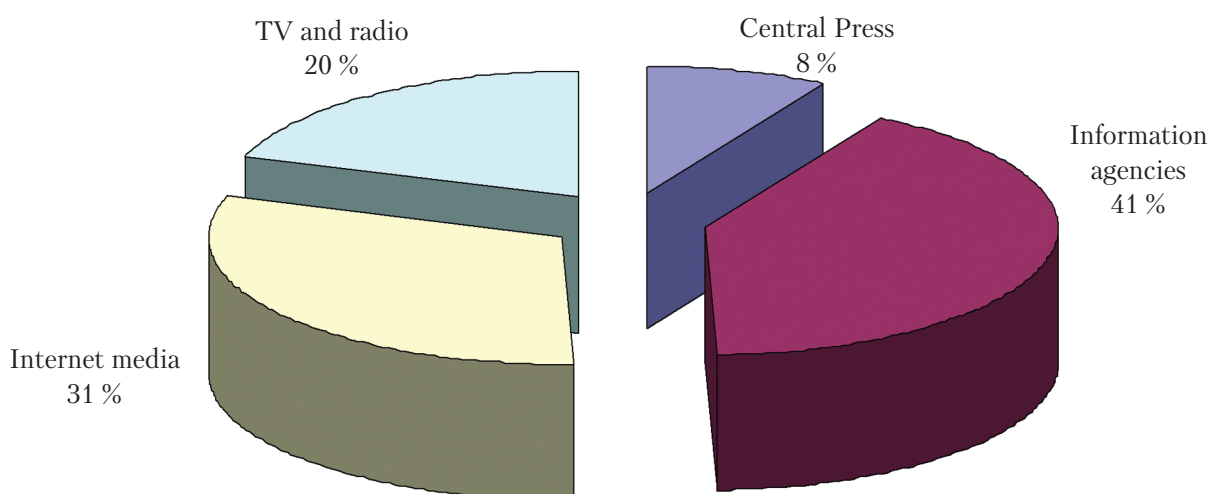
3099 representatives of Russian and foreign the mass media were accredited and took part in the events organized within the framework of preparation and conduct of elections of deputies of the State

**Ratio of types of informational events with the participation of representatives of CEC of Russia**



*Diagram 7.2*

**Ratio of references to CEC of Russia in various the mass media types**  
(September – beginning of December, 2011)



*Diagram 7.3*

Duma of the Federal Assembly of the Russian Federation of the sixth convocation.

Activity of CEC of Russia was reflected by informational agencies, printing the mass media, TV, radio and Internet the mass media.

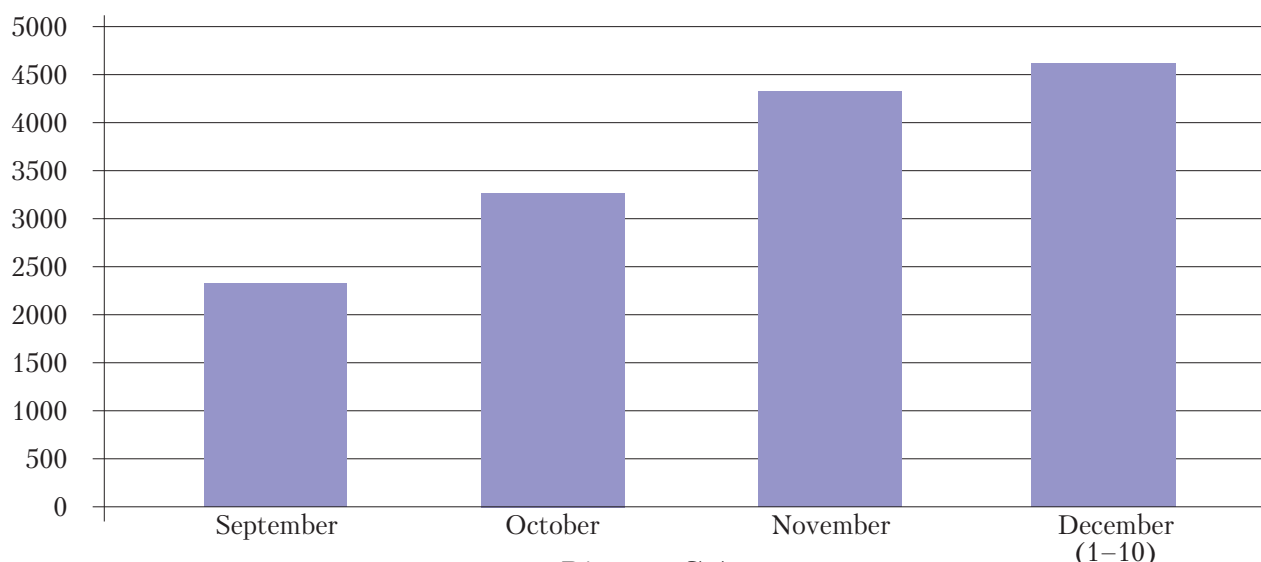
During the period of preparation and conduct of elections of deputies of the State Duma of the Federal Assembly of the Russian Federation of the sixth convocation CEC of Russia was mentioned in various the mass media types more than 14 thousand times (most often by informational agencies – 41%, references to the information of CEC of Russia were often

seen in the Internet mass-media – 31% of total number of references to the information of CEC of Russia found in the mass media. (see diagram 7.3).

Number of references to the information of CEC of Russia increased beginning from September (2500 references) till the first decade of December, 2011. (more than 4500 references) (see diagram 7.4).

Various the mass media took active part in the work of Informational center “Election/Vybory – 2011.” Total number of accredited representatives of the mass media was 1566 persons (in 2007 – 1541), including 1178 representatives of Russia the mass

**Number of references to CEC of Russia in all the mass media types concerned**



*Diagram 7.4*



Table 7.2

**Summery comparative table (representation level of the mass media in Informational Center "Election-2007" and Informational Center "Election-2011"**

Pos. №	The mass media type	Total number of the mass media			
		Russian		foreign	
		02.12.2007	04.12.2011	02.12.2007	04.12.2011
1	TV	14	21	67	45
2	Radio	8	16	26	9
3	Photo-Agencies	2	3	2	2
4	Printing the mass media	48	22	36	24
5	Informational Agencies	11	9	25	15
6	Internet the mass media	5	7	0	0
<b>Total number of the mass media</b>		<b>88</b>	<b>78</b>	<b>156</b>	<b>95</b>
<b>Total number of representatives</b>		<b>1008</b>	<b>1178</b>	<b>533</b>	<b>388</b>

media and 388 representatives of foreign the mass media. In whole 178 the mass media were represented (78 Russian and 95 foreign). The following types of Russian the mass media were represented: 22 – printing the mass media, 21 – TV, 16 – radio, 9 – informational agencies, 7 – Internet the mass media, 3 – photo-agencies. The following types of foreign the mass media were represented: 45 TV broadcasting companies, 24 printing the mass media, 15 informational agencies, 9 radio broadcasting companies, 2 photo-agencies (Table 7.2).

Press-conferences, briefings, interviews and comments of representatives of CEC of Russia were organized for journalists in Informational center “Election – 2011” to provide for information concerning the conduct of elections and preliminary results of polling.

Total number of representatives of the mass media accredited for the purposes of reflecting of conduct of election of deputies of the State Duma of the Federal Assembly of the Russian Federation of the

sixth convocation, deputies of legislative state bodies of the Russian Federation subjects and heads of city governments (administrative centers of the Russian Federation subjects, other municipal formations, and preliminary results of polling was 5381 (in 2007 – 3708), total number of represented the mass media was 3832 (in 2007 – 2601) – 600 TV broadcasting companies, 564 radio broadcasting companies, 2299 printing the mass media, 217 informational agencies and 152 Internet the mass media (Table 7.3).

### 7.3. Campaigning

During campaigning of election of deputies of the State Duma of the Federal Assembly of the Russian Federation of the sixth convocation corresponding provisions of federal acts “On basic guarantees of voting rights and the right of participation in referendum granted to the Russian Federation citizens” and “On election of deputies of the State Duma

Table 7.3

**Summery Comparative Table (representation level of the mass media in the Russian Federation subjects in 2007 and 2011)**

Pos. №	The mass media type	Total number of the mass media		Total number of representatives of the mass media	
		02.12.2007	04.12.2011	02.12.2007	04.12.2011
1	TV	456	600	1006	1382
2	Radio	371	564	462	652
3	Printing the mass media	1591	2299	2033	2915
4	Informational Agencies	129	217	149	253
5	Internet the mass media	54	152	58	179
<b>Total</b>		<b>2601</b>	<b>3832</b>	<b>3708</b>	<b>5381</b>

of the Federal Assembly of the Russian Federation of the sixth convocation”, other federal acts, the Russian Federation Act “On the mass media” and regulative acts of CEC of Russia (see appendix 1 to Chapter 7) constituted normative basis for the regulation of relationships connected with informational support of the elections.

### 7.3.1. Campaigning in the mass media

Free broadcasting time for the campaigning purposes was granted to political parties registered federal candidate lists by three all-Russia state TV broadcasting organizations on four TV channels: OAO “First channel”, OAO “TV Center”, Federal State Unitary Enterprise “All-Russia State TV and radio-broadcasting company” (TV channels “Russia 1” and “Russia 24”) and by two all-Russia state radio-broadcasting organizations on four radio-channels Federal State Unitary Enterprise “All-Russia State TV and radio-broadcasting company” (radio-channels “Radio Russia”, “Mayak” and “Vesti/News FM”) and by Russian State radio-broadcasting company “Voice of Russia”. Both specialized TV channels operating within the framework of Federal State Unitary Enterprise “All-Russia State TV and radio-broadcasting company” (“Russia 2” and Russia Culture”) refused to give broadcasting time to political parties for the campaigning purposes (appendix 3 to Chapter 7) in accordance with provisions of part 14, article 57 of Federal Act “On election of deputies of the State Duma of the Federal Assembly of the Russian Federation”.

Each channel of the above mentioned gave one free broadcasting hour to each political party. Provided that in accordance with provisions of part 4, article 58 of the above Federal Act at least half of total free broadcasting time given to political parties had been used for the purposes of joint campaigning events. In contrast to the election of deputies of the State Duma of the Federal Assembly of the Russian Federation of the fifth convocation none political party refused to take part in joint campaigning events.

Total number of organizations included in the lists of regional state TV broadcasting companies in the Russian Federation subjects was 180 (total number of channels was 235). Broadcasting time was given on 212 channels of TV broadcasting organizations. Total number of organizations included in the lists of regional state radio-broadcasting companies 141 (total number of channels was 172).

Broadcasting time was given on 159 channels of radio-broadcasting organizations.

The majority of regional state TV broadcasting organizations were situated in Leningrad region (14 TV broadcasting and 6 radio-broadcasting organizations) and Krasnodar territory (13 TV broadcasting and 5 radio-broadcasting organizations).

In whole, political parties got almost 1970 free broadcasting hours from regional TV broadcasting organizations.

Free publishing space for the campaigning purposes was granted to political parties registered federal candidate lists, by 13 (of 16) all-Russia state periodicals. As for specialized issues, only one issue (namely, “Krasnaya Zvezda/ Red Star” newspaper) granted free publishing space.

Total publishing space granted by all-Russia state periodicals was 235 449,2 cm<sup>2</sup>, 21,96 pages and 7 type pages.

1420 regional state periodicals (of 1743) in the Russian Federation subjects granted free publishing space to political parties. The majority of regional state periodicals granted free publishing space was located in Bashkortostan Republic (89 of 89 state periodicals), Tatarstan Republic (82 of 82 state periodicals), Altai Territory (65 of 65 state periodicals) and Nizhni Novgorod Region (58 of 59 state periodicals). None of 201 regional state periodicals in Moscow granted publishing space as none is issued once or more times a week. There are no regional state periodicals in Kaliningrad Region.

Total free publishing space granted by all-Russia state periodicals exceeded 5 million cm<sup>2</sup>.

Casting lots for the distribution of free broadcasting time on the channels of all-Russia state TV and radio-broadcasting organizations between political parties were held by Central election commission of the Russian Federation on October 31, 2011. (appendix 4 to Chapter 7), and the casting lots for the distribution of publishing space to be given free of charge for the purposes of publishing of election campaign materials in all-Russia state periodicals were held on November 2, 2011.

Summary data concerning paid and free broadcasting time as well as paid and free publishing space granted by all-Russia state and non-state the mass media to political parties registered federal candidate lists, is given in appendix 5 to chapter 7.

Casting lots for the distribution of free broadcasting time by election commissions of the Russian Federation subjects mainly took one day, in Yakutian

(Sakha) Republic, in Kurgan Region and Tula Region – three days, in Kamchatka Territory and Stavropol Territory, Voronezh Region, Kaliningrad Region, Leningrad Region, Novosibirsk Region – two days.

Almost the same situation was observed in respect of the casting lots for the distribution of free publishing space: casting lots for the distribution of free publishing space in the majority of the Russian Federation subjects took one day, in Tyumen Region – four days, Bryansk Region, Smolensk Region, Tula Region – three days, Komi Republic, Tatarstan Republic, Orel Region, Penza Region, Ulyanovsk Region – two days. In some cases this happened due to a great deal of the casting participants (for example, 39 periodicals in Bryansk Region and Voronezh Region, 30 periodicals in Ulyanovsk Region).

An opportunity to hold casting lots for the distribution of free broadcasting time in regional state TV and radio-broadcasting organizations having licenses for the broadcasting activity within the territory of a municipal district (city district), as well as free publishing space in regional state periodicals delivered within the territory of a municipal district (city district) was given by corresponding election commissions in 28 subjects of the Russian Federation. 745 territorial electoral commissions distributing free broadcasting time and free publishing space were involved in this procedure with the participation of 800 TV and radio-broadcasting organizations and periodicals.

The said casting lots were held by territorial electoral commissions in the most active way in Bashkortostan Republic, where 63 territorial election commissions (of 69) were involved in the procedure of distribution of free broadcasting time and free publishing space. 89 the mass media took part in the casting lots in the said region (that's the most number). Tatarstan Republic, Krasnodar Territory, Nizhni Novgorod Region, Kirov Region, Tver Region and Orenburg Region were among the most active participants of the process.

Representatives of all political parties took part in the casting lots for the distribution of free broadcasting time and free publishing space held in CEC of Russia. At the same time all regional regional branches of political parties represented in a certain subject of the Russian Federation, took part in the casting lots in far from all subjects of the Russian Federation.

All Regional branches of political parties represented in certain subject took part in the casting lots

in 26 subjects of the Russian Federation only. Should a representative of any political party have been absent, member of corresponding election commission having a casting vote took part in the casting lots in the interests of such political party.

In general election commissions of the Russian Federation subjects did not have any problems in connection with casting lots for the distribution of free broadcasting time and free publishing space. One can also note that there were practically no complaints in connection with the casting lots: the only complaint appeared in Chuvash Republic and concerned the fact that free broadcasting time distributed in connection with the casting lots on the channels of the branch of Federal State Unitary enterprise All-Russia state TV and radio-broadcasting company "State TV and radio-broadcasting company "Chuvashia" did not fall on prime-time. The said complaint was not satisfied.

Schedule concerning the distribution of free broadcasting time on the channels of all-Russia state TV and radio-broadcasting organizations among political parties registered federal candidate lists for the election of deputies of the State Duma of the Federal Assembly of the Russian Federation of the sixth convocation, with the Central election commission of the Russian Federation, was published in the "Rossiyskaya gazeta/Russian newspaper" on November 3, 2011.

All election commissions of the Russian Federation subjects published schedule concerning the distribution of broadcasting time and statements concerning the distribution of publishing space.

14 all-Russia TV broadcasting organizations (15 channels) and 14 all-Russia radio-broadcasting organizations (16 channels) sent notices stating that they were ready to provide broadcasting time for payment, to CEC of Russia. In addition, 137 all-Russia periodicals sent notices stating that they were ready to provide publishing space for payment, and 32 notices confirming the possibility to provide services connected with placement of campaigning materials in the network the mass media, were received.

TV broadcasting organizations (total 1025 channels) sent 941 notices confirming the readiness to give broadcasting time for payment for the campaigning purposes. The majority TV and radio-broadcasting organizations which notified about their readiness to give broadcasting time, was located in Sverdlovsk Region, Krasnoyarsk Territory and Krasnodar Territory (45, 43 and 40 TV and radio-broadcasting organizations correspondingly). Radio-

broadcasting organizations were also widely represented. The majority of radio-broadcasting organizations which expressed their readiness to broadcast audio materials connected with the campaigning, were registered in Sverdlovsk Region and Perm Territory (58 and 48 TV and radio-broadcasting organizations correspondingly of 1055 radio-broadcasting companies (1159 radio-channels)).

Representation of periodicals was still more significant: total number of regional periodicals which expressed their readiness to provide publishing space for payment for the campaigning purposes, was 4254 periodicals. About 5 percent of periodicals were located in the territory of Sverdlovsk Region, a great deal of newspapers and magazines which confirmed their readiness to publish materials connected with the campaigning, were located in Perm Territory (142 periodicals) and in Krasnoyarsk Territory (116 periodicals). 166 network editions also expressed their readiness to take part in the campaigning (appendix 5 to Chapter 7).

We have reasons to think that such variety of the mass media ready to provide space for publishing of materials connected with the campaigning, was due to almost absolute absence of complaints in respect of non-provision of broadcasting time and publishing space for payment. Thus, within the period of campaigning election commissions of the Russian Federation subjects received only 2 complaints in respect of non-provision of broadcasting time for payment, moreover there were no complaints in respect of non-provision of publishing space for payment.

\* \* \*

Total number of complaints in respect of the actions of TV and radio-broadcasting organizations received by election commissions of the Russian Federation subjects was 6 (and 9 complaints in respect of the actions of periodicals). In whole the complaints may be divided into two classes: complaints in respect of refusal to give free broadcasting time or free publishing space, and complaints connected with failures to comply with the principle of equal distribution of broadcasting time.

During the election campaign election commissions of the Russian Federation subjects received 776 applications concerning illegal publication of materials connected with the campaigning and informational materials in the mass media.

Examination of the facts given in the said applications, confirmed 251 cases of non-observance of the campaigning rules. The majority of violations was

registered in Vladimir Region, while no violations of the campaigning rules were registered in 34 regions.

In whole complaints were submitted in respect of 332 the mass media, 55 of which were established by political parties. However facts of illegal campaigning in the mass media were confirmed only in 26 cases.

The most typical violation of the campaigning rules by the mass media was the publication or broadcasting of materials having the campaigning nature, but not paid at the expense of election fund. The said violation was often manifested both through the expression of preference in respect of certain parties and existence of negative information, as well as comments in respect of other political parties. We should also note that the mass media often failed to comply with the procedure of publishing (disclosing) of public opinion polls on matters connected with the conduct of elections. One should separately note such group of violations as non-disclosure or falsification of information in the initial data of the campaigning materials.

During the election campaign the mass media received 62 notices of inadmissibility of violation of law on elections. The said punishment measure was most often applied by election commissions in Volgograd Region and Penza Region. (15 and 11 notices correspondingly).

Reports of violations of administrative law were issued two times as often: 133 reports were issued in the aggregate. In 81 cases the courts made decisions on instituting of administrative proceedings against editorial offices of the mass media. Size of the majority of penalties did not exceed 1000-2000 RUR, however in some cases size of penalties was 20 000 RUR (in Sverdlovsk Region), up to 30 000 RUR (in Kirov Region and Ulyanovsk Region), 31 000 RUR (in Tula Region), up to 50 000 RUR (in Tambov Region), up to 100 000 RUR (in Kursk Region).

Sanctions of other nature were also applied: submitting of documents to territorial bodies of Russian committee for supervision (RosComNadzor), submitting of notice of inadmissibility of violations of law on elections to editorial offices of the mass media. However the said sanctions did not bear the nature of mass sanctions.

251 facts of illegal publishing of the campaigning and informational materials in the mass media were confirmed, but the facts of violation of law on elections on the part of political parties were admitted in eight cases only. As a rule, political parties committed violations connected with illegal use of the broad-

casting time meant for the placement of campaigning materials, for the purposes of formation of negative image of the political party registered a candidate list, or a candidate included in the list.

### **7.3.2. Issue and distribution of printing, audio- and video- and other campaigning materials**

#### **7.3.2.1. Services connected with the production of printing campaigning materials**

A great deal of printing organizations and individual employers engaged in printing business gave the opportunity to produce printing campaigning materials to political parties and their regional representatives.

CEC of Russia received 80 offers from printing organizations and 3 offers from individual employers specifying the cost and other payment terms concerning printing work or provision of services connected with the production of printing campaigning materials.

Election commissions of the Russian Federation subjects received in the aggregate 2831 offers from printing organizations and 564 offers from individual employers (appendix 6 to Chapter 7). The majority of offers were submitted to election commissions of Sverdlovsk Region (131), Saint-Petersburg City (111), Nizhni Novgorod Region (97), Samara Region (91), Krasnoyarsk Territory (88) and Tyumen Region (82), the least number of offers were submitted to election commissions of Chechen Republic (3), Ingush Republic, Karachaevo-Cherkess Republic and Chukot Autonomous area (2 each).

The majority of offers from individual employers were submitted to election commissions of Sverdlovsk Region (30), Khabarovsk Territory (28), Perm Territory (26), Kursk Region (22) and Orenburg Region (19), the least number of offers were submitted to election commissions of Bashkortostan Republic, Karachaevo-Cherkess Republic, North Ossetian Republic – Alania, Tyva Republic, Altai Territory, Bryansk and Tambov Regions (2 each) and to election commission of Chechen Republic (1). None offer was submitted to election commissions of Ingush Republic, Komi Republic, Mordovian Republic, Moscow City, Nenets and Chukot Autonomous areas.

#### **7.3.2.2. Issue of the campaigning materials**

Summary data shows that not all political parties registered federal candidate lists used such campaigning method as issue and distribution of printing campaigning materials. Information concerning the

number and scope of printing, audio-, video- and other campaigning materials (samples, copies, photos) produced by political parties and their regional representatives to CEC of Russia, election commissions of the Russian Federation subjects, is given in appendix 7 to Chapter 7.

Total number of copies of printing campaigning materials issued in connection with federal elections, was 901 391 048 (7255 items).

In whole three political parties showed high stable activity in the production of campaigning materials, namely: All-Russia Political Party “UNITED RUSSIA”, Political Party «FAIR RUSSIA» and Political Party “Communist party of the Russian Federation”.

#### **7.3.2.3. Registration of campaigning materials of political parties provided to election commissions**

CEC of Russia registered and accepted campaigning materials in accordance with the procedure established by the Regulation concerning acceptance, registration, analysis, processing and storage of campaigning materials and documents to be provided together with campaigning materials, by Central election commission of the Russian Federation, during election campaigns for the election of deputies of the State Duma of the Federal Assembly of the Russian Federation of the sixth convocation and the Russian Federation President in 2012, approved by

Resolution of Chairman of Central election commission of the Russian Federation (№ 206-p dated August 10, 2011.). Printing campaigning materials were scanned.

Data base of electronic models of campaigning materials was created and extended in accordance with the Regulation concerning placement of electronic models of the campaigning materials to be submitted to Central election commission of the Russian Federation by political parties registered federal candidate lists, candidates for post of the Russian Federation President during the period of preparation and conduct of election of deputies of the State Duma of the Federal Assembly of the Russian Federation of the sixth convocation and the Russian Federation President in 2012, in the Internet site of the Service for technical support of the Internet portal “Vybery” State Automated System of the Russian Federation, approved by Resolution of Chairman of Central election commission of the Russian Federation (№ 207-p dated August 10, 2011.).

The said data base was used by election commissions of the Russian Federation subjects to acquire



information concerning campaigning materials submitted to CEC of Russia and to be legally distributed in the territory of the Russian Federation. In addition, data base was used by CEC of Russia to get ready to answer the questions set in notices of the Russian Federation citizens (organizations) in respect of violations of the procedure of production and distribution of campaigning materials.

Matters connected with registration and acceptance of campaigning materials were the subject of regulation in 37 election commissions of the Russian Federation subjects and in 7 territorial electoral commissions.

Printing campaigning materials were scanned in 37 election commissions of the Russian Federation subjects.

Electronic data bases of campaigning materials were used both in the work of election commissions of the Russian Federation subjects, territorial electoral commissions and were provided to police authorities.

Election commissions exchanged information concerning legal and illegal campaigning materials with territorial bodies of Ministry of Internal Affairs of Russia in 75 subjects of the Russian Federation. No such exchange of information was registered in Adygei Republic, Kalmyk Republic, Karachaevo-Cherkess Republic, Mordovian Republic, Chechen Republic, Volgograd Region, Tomsk Region and Jewish Autonomous Region, including due to the absence of facts of distributing of illegal campaigning materials.

#### **7.3.2.4. Violations connected with issue and distribution of campaigning materials**

Violations of provisions of law connected with issue and distribution of campaigning materials produced by political parties to election commissions were registered in 37 subjects of the Russian

Federation. In all cases election commissions took appropriate steps for the elimination of violations.

Facts of distribution of anonymous, false etc. campaigning materials aimed both at the support of and against political parties, were revealed in the territory of 51 subjects of the Russian Federation (Table 7.4.).

Claims in respect of preventing from distributing or placing of campaigning materials were submitted to election commissions of 16 subjects of the Russian Federation. Half of the said claims appeared to be groundless.

#### **7.3.3. Control of conformity of the campaigning with provisions of actual laws with the help of public campaigning events**

In accordance with provisions of Federal Act "On election of deputies of the State Duma of the Federal Assembly of the Russian Federation" election commissions of all levels took control of conformity of the campaigning with provisions of law. Election commissions of the Russian Federation subjects could act independently enough in respect of the matters connected with control of conformity of the campaigning with provisions of actual laws with the help of public campaigning events, however common tendencies were seen. Thus, a well-organized cooperation between election commissions of the subjects and lower level election commissions, state and municipal authorities, offices of internal affairs, was a typical feature of the said controlling activity. Cooperation with lower level commissions often consisted of the receipt of information concerning realized public campaigning events from territorial electoral commissions. The basic task of offices of internal affairs consisted of the provision of control of conformity of the campaigning events with provisions of actual laws. Cooperation

*Table 7.4*

### **Quantity and the nature of illegal materials**

Political Parties	Illegal materials	
	For the support of the party	Against the party
Political Party "FAIR RUSSIA"	15	38
Political Party "Liberal-democratic party of Russia"	1	19
Political Party "PATRIOTS of RUSSIA"	4	6
Political Party "Communist party of the Russian Federation"	36	44
Political Party "Russian United Democratic Party "YABLOKO"	1	6
All-Russia Political Party "UNITED RUSSIA"	16	105
All-Russia Political Party "RIGHT CAUSE"	0	6

with state authorities was aimed at the receipt of information of the premises suitable for the conduct of public campaigning events.

Such information was often placed in the Internet-site of election commissions and was meant for political parties. Election commissions also cooperated both with political parties and candidates and with owners of the premises to give explanations in respect of the matters concerning the procedure of conduct of public campaigning events. Such cooperation was often realized via special seminars organized for the purposes of provision of explanations on matters of organization and conduct of public campaigning events. Political parties did not actively use auxiliary guarantees given to political parties concerning provision of premises suitable for the conduct of public events in the form of meetings, being the state or municipal property, included in election legislation.

None claim was submitted to election commissions of 20 subjects of the Russian Federation, election commissions of five subjects of the Russian Federation received 1–6 claims. Facts of violation of the procedure of provision of premises for the conduct of public events were specified in 12 claims received by CEC of Russia and election commissions of the Russian Federation subjects. Only 4 of them appeared to be grounded.

For the purposes of control of conformity of the campaigning with provisions of law members of election commissions also attended campaigning events. Experience of the election commission of Vladimir Region managed to cooperate with the mass media which performed video shooting of certain public campaigning events, seems to be of interest. Thus, there is an opportunity to analyze the public event concerned in respect of its conformity with provisions of law.

Finally, in some cases matters of control of conformity of the campaigning with provisions of actual laws with the help of public campaigning event were included in the agenda of meetings of working groups for the consideration of informational disputes and other aspects connected with informational support of elections, within the framework of which meetings facts of violation of the procedure of conduct of public campaigning events could be operatively considered.

#### 7.3.4. Complaints, claims, applications in respect of the matters connected with the campaigning

During the period of election campaign for the election of deputies of the State Duma of the Federal Assembly of the Russian Federation of the sixth convocation CEC of Russia received 382 notices in respect of the matters connected with the campaigning, including:

From election associations – 161;

From candidates – 18;

From state authorities – 14;

The rest notices were received from other subjects of the election process (citizens, representatives of the mass media etc.).

In connection with the election campaign concerned appeals/notices addressed to election commissions became both an element of monitoring and an instrument of election technologies.

Provided that one should note a great number of facts which appeared to be groundless.

Number of complaints submitted to election commissions of the Russian Federation subjects by political parties (or regional branches) in respect of the facts of illegal campaigning or other matters connected with informational support of the elections, is given in Table 7.5.

Table 7.5

Complaints submitted on behalf of political parties

Complaint N. Political party	Political party "FAIR RUSSIA"	Political party "Liberal-Democratic party of Russia"	Political party "PATRIOTS OF RUSSIA"	Political party "Communist Party of the Russian Federation"	Political party "Russian United Democratic Party "YABLOKO"	All-Russia political party "UNITED RUSSIA"	All-Russia political party "RIGHT CAUSE"
Number of complaints submitted (notices)	320	140	17	367	49	393	3
Grounded	70	31	5	113	10	184	2
%% of grounded complaints	21,88	22,14	29,41	30,79	20,41	46,82	66,66

Table 7.6

**Complaints submitted in respect of political parties**

Complaint N. / Political party	Political party "FAIR RUSSIA"	Political party "Liberal-Democratic party of Russia"	Political party "PATRIOTS OF RUSSIA"	Political party "Communist Party of the Russian Federation"	Political party "Russian United Democratic Party "YABLOKO"	All-Russia political party "UNITED RUSSIA"	All-Russia political party "RIGHT CAUSE"
Number of complaints submitted (notices)	342	194	15	514	10	542	6
Grounded	87	33	7	143	5	74	0
% of grounded complaints	25,44	17,01	46,67	27,82	50,00	13,65	0

Number of complaints submitted to election commissions of the Russian Federation subjects in respect of political parties (or regional divisions) in connection with the facts of illegal campaigning or other matters connected with informational support of the elections, is given in Table 7.6.

### 7.3.5. Costs incurred in connection with the campaigning

Money resources at the disposal of election funds formed by political parties and their Regional branches for the purposes of participation in election of deputies of the State Duma of the Federal Assembly of the Russian Federation of the sixth convocation were mainly used for the campaigning purposes.

Total sum used by seven political parties registered candidate lists with CEC of Russia for the purposes of participation in federal election campaign, and 329 Regional branches of political parties in the Russian Federation subjects, from election funds, was 3 321 460,98 thousand RUR (including the amount of 1 694 025,65 thousand RUR used by political parties directly).

Political party "FAIR RUSSIA" (and 76 regional branches) used 627 389,09 thousand RUR, Political Party «Liberal-democratic party of Russia» (and 75 regional branches) used 615 587,12 thousand RUR, Political Party "PATRIOTS of RUSSIA" (and 74 regional branches) used 9 793,07 thousand RUR, Political Party "Communist party of the Russian Federation" (and 15 regional branches) used 254 974,22 thousand RUR, Political Party "Russian United Democratic Party "YABLOKO" (special election accounts for the formation of election funds were not opened in the Russian Federation subjects) used 111 804,63 thousand RUR, All-Russia Political Party

"UNITED RUSSIA" (and 83 regional branches) used 1 691 929,86 thousand RUR, All-Russia Political Party "RIGHT CAUSE" (and 6 regional branches) used 9 982,99 thousand RUR.

All-Russia Political Party "UNITED RUSSIA" (and 83 regional branches) used the most amount of funds for the campaigning purposes ( 50,9% of total amount used for the campaigning purposes by all political parties and their regional branches), Political Party "PATRIOTS of RUSSIA" (and 74 regional branches) used the least amount ( 0,3%).

All-Russia Political Party "RIGHT CAUSE" and its regional branches used the most part of the election fund for the realization of campaigning events via TV and radio-broadcasting organizations (68,9 % of total amount used by the party for the campaigning purposes), Political Party "PATRIOTS of RUSSIA" used the least part of the election fund for the realization of campaigning events via TV and radio-broadcasting organizations (11,22%).

Political Party "PATRIOTS of RUSSIA" used the most part of the election fund for the realization of campaigning events via editorial offices of periodicals (11,48 %), Political Party "Russian United Democratic Party "YABLOKO" used the least part of the election fund for the realization of campaigning events via editorial offices of periodicals (0,86 %).

Political Party "Russian United Democratic Party "YABLOKO" used the most part of the election fund for the production and distribution of printing and other campaigning materials (78,13 %), All-Russia Political Party "RIGHT CAUSE" used the least part of the election fund for the production and distribution of printing and other campaigning materials (23,08 %).

All-Russia Political Party "UNITED RUSSIA" used the most part of the election fund for the purposes of conduct of public campaigning events

(1,92%), Political party “FAIR RUSSIA” used the least part of the fund for such purposes (0,31%).

Summary information concerning costs used at the expense of election funds, is given in appendix 9 to Chapter 7.

### **7.3.6. Control of restrictions to be observed in connection with the campaigning**

Working group for the consideration of informational disputes and other aspects connected with informational support of elections at Central election commission of the Russian Federation considered claims/notices concerning the campaigning matters and matters connected with informational support of voters, received by CEC of Russia during the period of election campaign (appendix 10 to Chapter 7).

The said Working group considered five claims/notices requiring the most thorough and comprehensive analysis with the participation of all the parties concerned, as well as experts’ opinion in respect of the facts and circumstances given in such claims/notices. Results of the consideration of such claims/notices at the meetings of the Working group were provided to CEC of Russia for further consideration, upon final consideration by CEC of Russia corresponding answers were sent to the applicants.

Notices received from citizens and organizations in respect of violations connected with the campaigning events, were considered by election commissions of the Russian Federation subjects. Operative steps were taken in respect of all notices received, and in case of necessity corresponding materials were submitted to competent bodies for auxiliary consideration and making decisions.

Checking of the campaigning materials in respect of existence of indications of extremist activity was one of the problematic matters.

Three facts of violations in respect of restrictions stipulated by provisions of sections 1 and 11, article 56 of Federal Act “On principal guarantees of voting rights and the right to take part in referendum of the Russian Federation citizens”, were revealed during the election campaign.

For example, Election commission of Volgograd Region made decision concerning the prevention of distribution of printing campaigning material of Political party “FAIR RUSSIA” containing Nazi symbols.

A Report of violation of administrative law (article 5.8. of the Russian Federation Administrative Code) was made in Tula Region in connection with

the use of newsreel in the campaigning material by Political party “Communist Party of the Russian Federation”.

Besides, in some cases preventive measures were taken. For example, for the prevention of violation of law of intellectual property Election commission of Sverdlovsk Region sent a notice of possible violation of corresponding legal norms, to the regional division of Political party “Communist Party of the Russian Federation” produced the campaigning materials with photos of objects of intellectual property; no information of the distribution of the said campaigning material appeared later after notification.

Facts of actions with the indications of bribing of voters were revealed in three subjects: in Leningrad and Tver Regions, in Khanty – Mansi Autonomous area – Yugra.

Persons involved in the said actions in Tver Region and Khanty – Mansi Autonomous area – Yugra, had not been found.

Materials with the results of investigation carried out by territorial department of Sosnovyi Bor city of Investigation office of the Russian Federation Investigatory Committee for Leningrad Region, were provided to the court.

A complaint concerning the facts of distribution of potatoes and sausage equipped with the symbols of Political party “FAIR RUSSIA”, free of charge, was submitted to the election commission of Tula Region. Officers of the Department of internal affairs of Russia for Novomoskovsk city, Tula Region, made a report of violation of administrative law (provisions of part 5.16 of the Russian Federation Administrative Code) in connection with the said fact. The case was considered by the court; the court made a decision and brought in a verdict of guilty in violation of administrative law in respect of the person whose name was in the said report.

On the basis of analysis of practice of election commissions of the Russian Federation subjects one may come to a conclusion that political parties and candidates have some problems connected with provisions of law concerning payment of advertisements of commercial and other activity not connected with election of deputies of the State Duma containing family name or photo of candidates, and advertisements containing names, emblems or other symbols of the Political party registered federal candidate lists, during the election campaign.

For example, Election commission of Kaliningrad Region classified a leaflet as an item of propaganda as it contained a name of regional divi-

sion and emblem of Political party "Communist party of the Russian Federation".

The fact of commercial publication of an article in the newspaper "Komsomolskaya Pravda Orenburg" containing symbols of Political party "FAIR RUSSIA" (without paying at the expense of election fund) was revealed in Orenburg Region. However indications of violation of administrative law (as stipulated by provisions of article 5.9. of the Russian Federation administrative Code) in the actions of regional division of Political party "FAIR RUSSIA" were not found as there was not any advertising material concerning activity of candidates or election association in the said publication.

Election commission of Orel Region considered a complaint in respect of the installation of banners with symbols of All-Russia political party "UNITED RUSSIA" at the advertisement constructions of the city, without any information concerning the sources of financing of production of such banners (at the expense of election fund), and obliged corresponding regional division to pay for the installation of the said banner containing symbols of the party, at the expense of the election fund.

In similar case Election commission of Kurgan Region suggested that Regional branches of political parties "UNITED RUSSIA" and "FAIR RUSSIA" would dismantle advertisement materials installed in violation of provisions of part 4, Article 62 of Federal Act "On the election of deputies of the State Duma of the Federal Assembly of the Russian Federation", and warned about inadmissibility of violation of election legislation.

No facts of raffling or organization of other games based on risk in which prizes or participation in the drawing of prizes depend on vote returns, election returns, or which are otherwise connected with election of deputies of the State Duma, were revealed.

In addition to control of conformity with provisions of election legislation in respect of the campaigning, election commissions of the Russian Federation subjects also applied other methods.

A number of election commissions carried out monitoring of the campaigning materials, involving often officers of police, representatives of the mass media. Organization of seminars for the purposes of explanation of provisions of election legislation in the part concerning the campaigning, to participants of the election process was also popular. Working groups which activity was aimed at the settlement of problems connected with the campaigning were formed in Mordovian Republic and Ivanovo Region.

However the campaigning process revealed some problems. Election commissions of the Russian Federation subjects noted that the campaigning matters were not well-regulated in the Internet, which problem caused many disputes and conflict situations during the campaigning period. A number of election commissions suggest that the campaigning procedure via the Internet should be regulated by law, and that should be the subject of serious discussion. Election commissions also noted that it was difficult to organize control of the campaigning process using at own expense. Election commissions often had to respond violations upon submission of complaints only.



## Appendix 1 to the Chapter 7

## Informational Support of the Election of Deputies of the State Duma

	Prior to the Publishing Date of the Resolution Concerning the Approval of the Date of Election of deputies of the State Duma passed by the RF President (prior to August 30, 2011)	Commencing from the Publishing Date of the Resolution Concerning the Approval of the Date of Election of deputies of the State Duma passed by the RF President and prior to the date of nomination of candidates by a political party	Commencing from the Date of submission of Federal candidate lists by a political party	28 days prior to the Election Day (commencing from November 5, 2011)	5 days prior to the Election Day (commencing from November 9, 2011)	1 day prior to the Election Day (commencing from December 3, 2011)	Election Day (December 4, 2011)
<b>The Campaigning</b>	Not classified as the campaigning	Not allowed (provisions of part 1 art. 56)*	Events within the Campaigning may be realized using any Methods not prohibited by law (except for the campaigning on the channels of TV and radio-broadcasting organizations and in periodicals) Provided that the campaigning demanding expenses, could be realized beginning from the date of formation of the corresponding fund (part 3, 11, art. 55, part 1 Art.56)	Events within the Campaigning may be realized using any Methods not prohibited by law (including the campaigning on the channels of TV and radio-broadcasting organizations and in periodicals). (part 2 art. 56)	Publication (disclosure) of results of <b>public opinion polls</b> , forecasts in respect of the election returns, results of other researches connected with information concerning the elections is prohibited (part 3 art. 53)	Publication (disclosure) of results of <b>public opinion polls</b> , forecasts in respect of the election returns, results of other researches connected with information concerning the elections is prohibited (part 3 art. 53)	Publication (disclosure) of <b>results of voting returns</b> Prior to the moment Of completion of voting in the territory of the RF, is prohibited (part 6 art. 51)
							Realization of the campaigning events, including the campaigning on the channels of TV and radio-broadcasting organizations and in periodicals, is <b>not allowed</b> (part 1,3 art. 56). The campaigning printing materials (leaflets, posters), earlier placed outside the buildings, in which election commissions and voting premises were located, at the distance of at least 50 m from the entrance door to the building, shall not be removed. (part 4 art. 56)

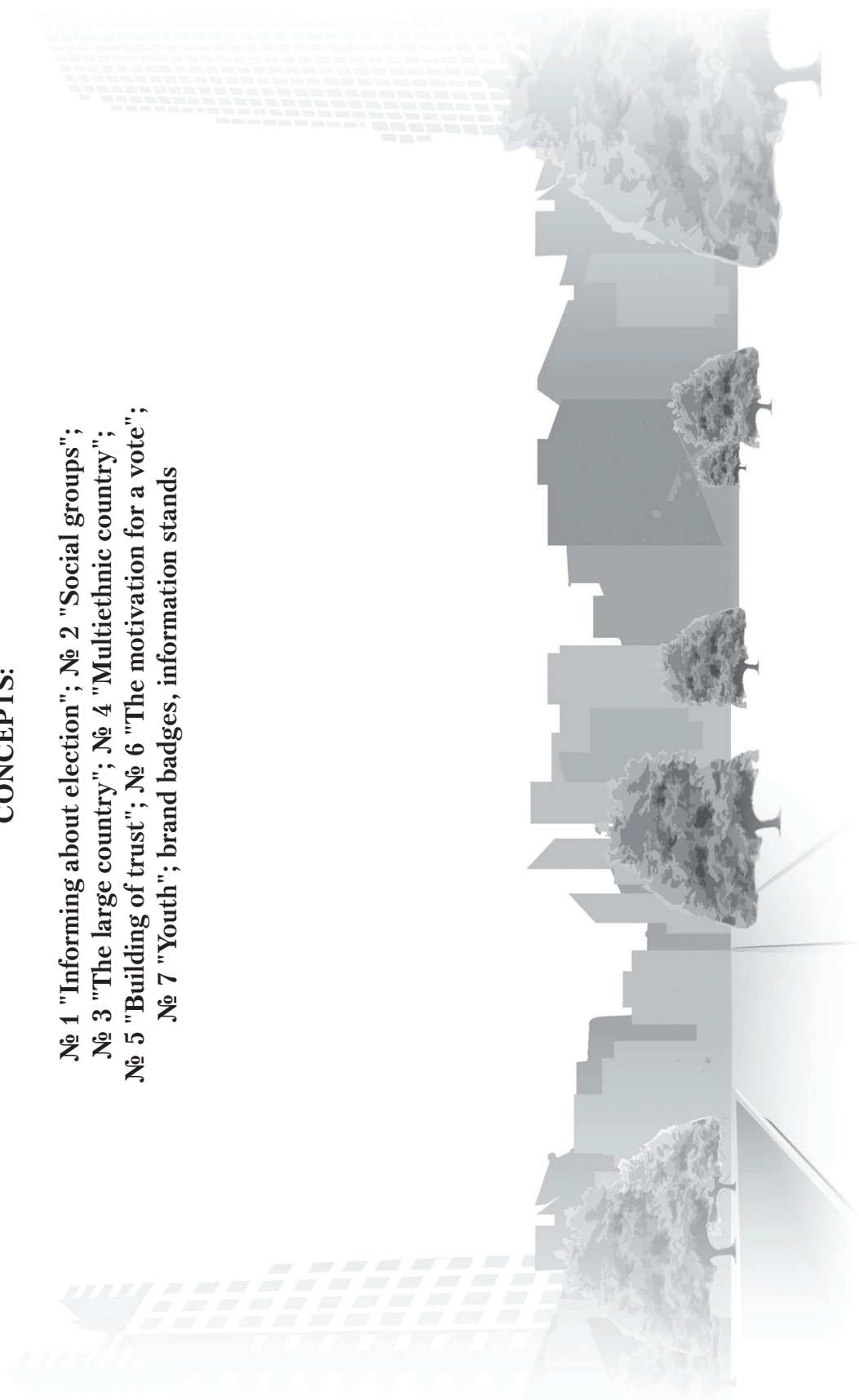
\* Ref. to provisions of Federal Act No: 51-FZ "of May 18, 2005. "On elections of deputies of the State Duma of the Federal Assembly of the Russian Federation".

	<p><b>Prior to the Publishing Date of the Resolution</b> Concerning the Approval of the Date of Election of deputies of the State Duma passed by the RF President by the RF President (prior to August 30, 2011)</p>	<p><b>Commencing from the Publishing Date of the Resolution</b> Concerning the Approval of the Date of Election of deputies of the State Duma passed by the RF President and prior to the date of nomination of candidates by a political party</p>	<p><b>Commencing from the Date of submission of Federal candidate lists by a political party</b></p>	<p><b>28 days prior to the Election Day</b> (commencing from November 5, 2011)</p>	<p><b>5 days prior to the Election Day</b> (commencing from November 29, 2011)</p>	<p><b>1 day prior to the Election Day</b> (commencing from December 3, 2011)</p>	<p><b>Election Day</b> (December 4, 2011)</p>
Placing of political advertisements, information concerning activity of the Political party as special structures for the advertising purposes	Placing of materials containing challenges to vote for or against certain persons or political parties. Is not allowed	Payment of advertisements of commercial and other activity not connected with election of deputies of the State Duma containing family name or photo of candidates, and advertisements containing names, emblems or other symbols of the Political party registered federal candidate lists, shall be made at the expense of the <b>Political party only</b> (part 4 art. 62)	any elements of the campaigning materials, at special structures	any elements of the campaigning materials, at special structures	any elements of the campaigning materials, at special structures	any elements of the campaigning materials, at special structures	any elements of the campaigning materials, at special structures
<b>Keeping the voters in informed</b>	It is allowed to place information containing data of political workers, political parties, not containing social advertising, during the period prior to the commencing date of the election campaign and during the election campaign	Shall be maintained within the whole period of Election campaign by state authorities, local self-governments, election commissions, organizations issuing mass-media, Legal entities and individuals, provided that principles of objectivity, equality of rights of political parties would be observed. Provided further that state authorities, local self-governments would not give information concerning the political parties submitted federal candidate lists, nor information concerning the candidates included in such lists, to voters (part 1, 2 art. 51)					



### CONCEPTS:

- № 1 "Informing about election"; № 2 "Social groups";
- № 3 "The large country"; № 4 "Multiethnic country";
- № 5 "Building of trust"; № 6 "The motivation for a vote";
- № 7 "Youth"; brand badges, information stands







Conception # 1  
"Informing about election"



Conception # 1  
"Informing about election"





Conception # 1  
"Informing about election"



Conception # 2  
"Social groups"



Conception # 2  
"Social groups"





Conception # 2  
"Social groups"

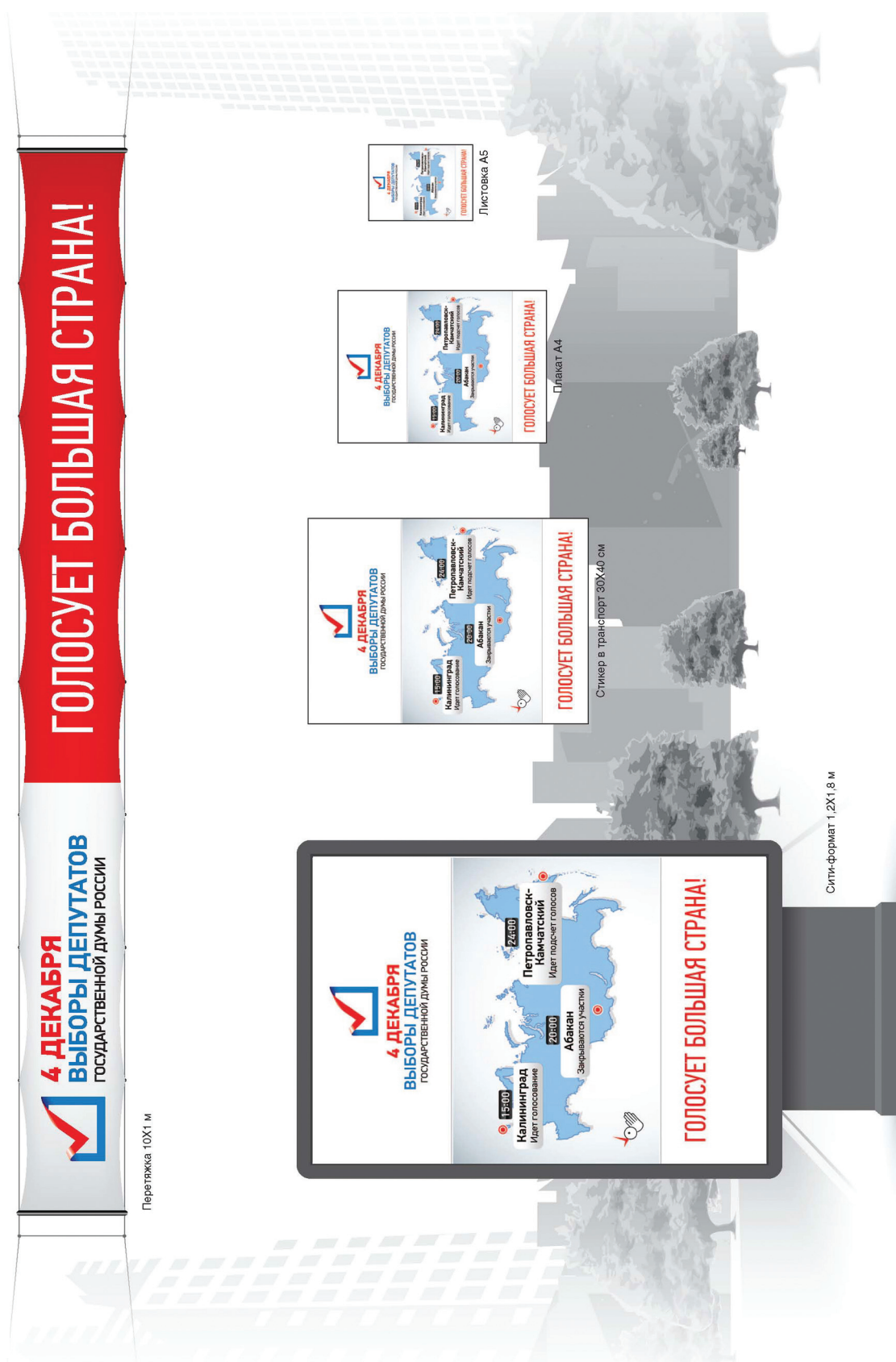


Conception # 2  
"Social groups"



Билборд 3х6 м

### Conception # 3 "The large country"





Conception # 3  
"The large country"




Conception # 4  
"Multiethnic country"






Conception # 4  
"Multiethnic country"



Билборд 3Х6 м

Conception # 4  
"Multiethnic country"



## Conception # 5 "Building of trust"

**4 ДЕКАБРЯ**  
**ВЫБОРЫ ДЕПУТАТОВ**  
ГОСУДАРСТВЕННОЙ ДУМЫ РОССИИ

**ПРОВЕРЕНО – ОШИБОК НЕТ!**  
661 500 НАБЛЮДАТЕЛЕЙ БУДУТ РАБОТАТЬ НА ВЫБОРАХ

Перетяжка 10X1 м



Плаккат А4



Стикер в транспорт 30X40 см



Листовка А5

Сити-формат 1,2X1,8 м

Сити-формат 1,2X1,8 м



Conception # 5  
"Building of trust"



Conception # 5  
"Building of trust"





Conception # 5  
"Building of trust"



## Conception # 6 "The motivation for a vote"



Conception # 6  
"The motivation for a vote"





Conception # 6  
"The motivation for a vote"



Conception # 6  
"The motivation for a vote"





# Conception # 7 "Youth"



## Conception # 7 "Youth"

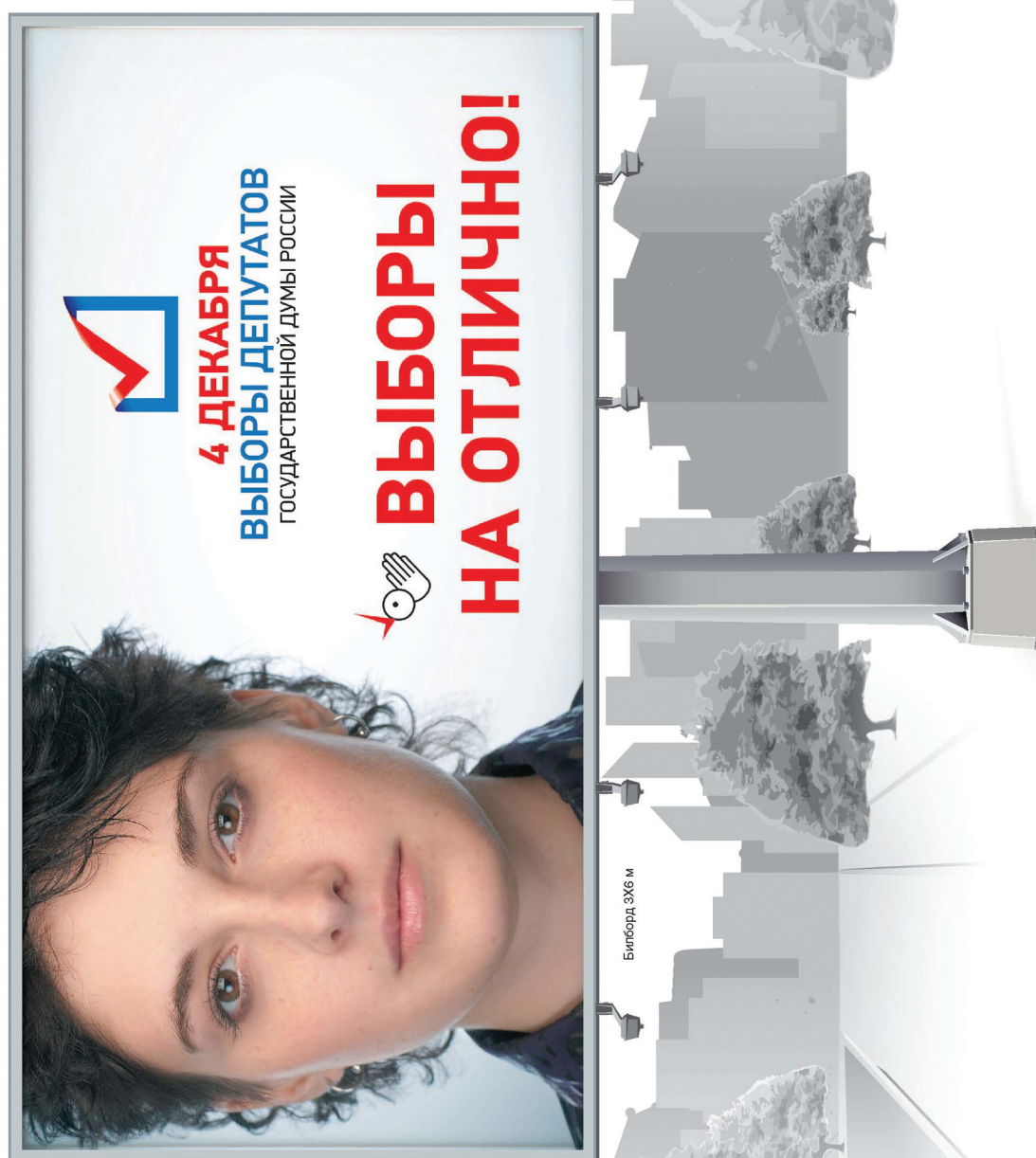
Билборд 3х6 м



Тизер

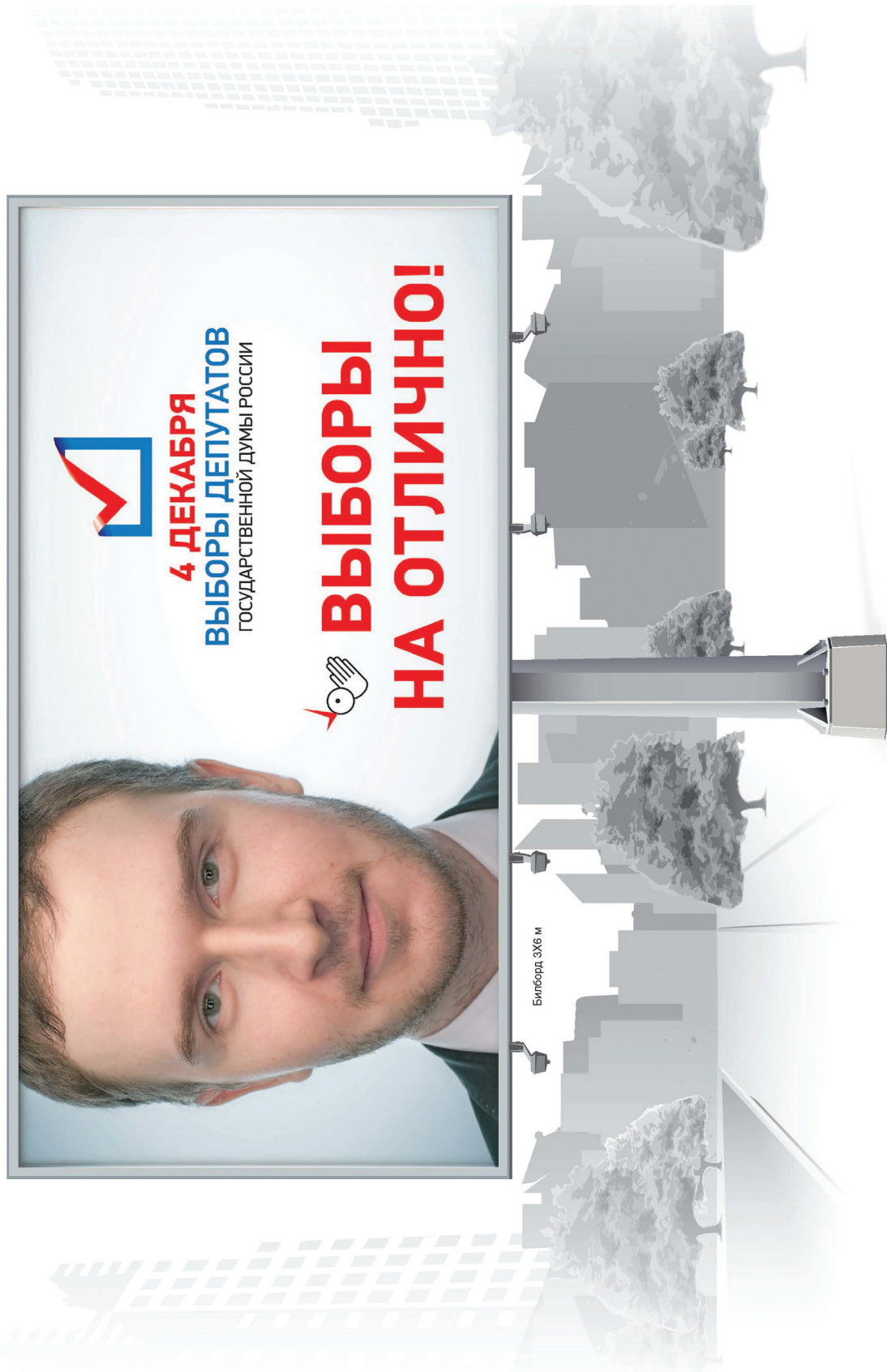


Conception # 7  
"Youth"

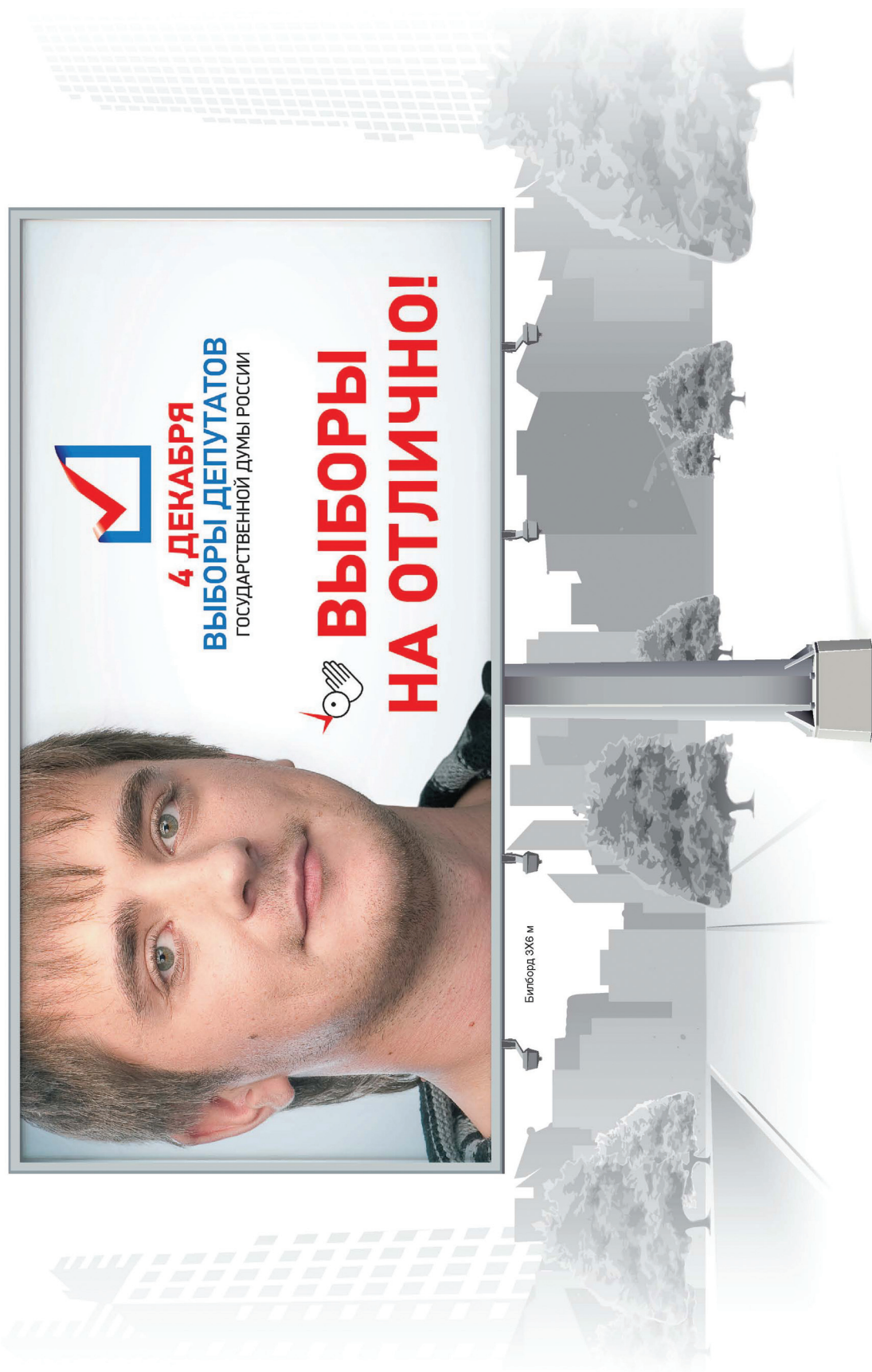




Conception # 7  
"Youth"



Conception # 7  
"Youth"



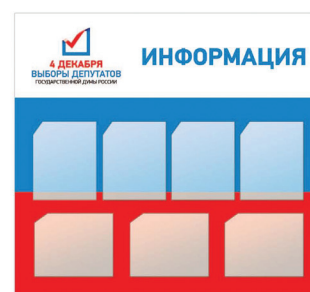





### The buttons d=25mm



### Design options for information stands



### Appendix 3 to Chapter 7

Submitted to the CEC of Russia  
Federal Service for Supervision in the Sphere of Telecom,  
Information of Technologies and Mass Communications

Appendix to  
the Resolution of Central Election Commission the  
Russian Federation  
from September 07, 2011 No. 31/278-6

#### The list of nationwide state television and radio broadcasting companies and nationwide state periodicals

1. State broadcasting companies, non-state broadcasting companies, having in the authorized capital of the state share (or contribution of State), and other broadcasting companies, engaged in broadcasting activities on the territories of the half and more Subjects of the Russian Federation..

##### TV channels

No	Name of broadcasting company	Location address	The founders of the broadcasting company	Broadcasted mass media of the company	Themes of the media	Time of broadcasting	Note
1	The All-Russian State Television and Radio Broadcasting Company FSUE ( VGTRK FSUE) , Tin 7714072839	125124, Moscow City, Russia, 5-y ul. Yamskogo poly, dom 19–21	The Government Of The Russian Federation (103274, Moscow City, Krasnopresnenskay naberezhnaya, dom 2)	National TV channel "Rossiya 1" (Rossiya 1)	News, specialized news, analysis, journalism, culture and education, entertainment, children's, sports, feature movies (not a documentary)	24/7	
2	The All-Russian State Television and Radio Broadcasting Company FSUE ( VGTRK FSUE) , Tin 7714072839	125124, Moscow City, Russia, 5-y ul. Yamskogo poly, dom 19–21	The Government Of The Russian Federation (103274, Moscow City, Krasnopresnenskay naberezhnaya, dom 2)	National TV channel "Rossiya 24" (Rossiya 24)	News, analyst, political and economic journalism	24/7	
3	The All-Russian State Television and Radio Broadcasting Company FSUE ( VGTRK FSUE) , Tin 7714072839	125124, Moscow City, Russia, 5-y ul. Yamskogo poly, dom 19–21	The Government Of The Russian Federation (103274, Moscow City, Krasnopresnenskay naberezhnaya, dom 2)	National TV channel "Rossiya 2" (Rossiya 2)	News, sports, culture, educational, journalistic, entertainment, feature movies (not a documentary)	24/7	specialized TV channel

No	Name of broadcasting company	Location address	The founders of the broadcasting company	Broadcasted mass media of the company	Themes of the media	Time of broadcasting	Note
4	The All-Russian State Television and Radio Broadcasting Company FSUE ( VGTRK FSUE ) , Tin 7714072839	125124, Moscow City, Russia, 5-y ul. Yamskogo poly, dom 19-21	The Government Of The Russian Federation ( 103274, Moscow City, Krasnopresnenskay naberezhnaya, dom 2 )	National TV channel "Rossiya Kultura" (Rossiya K)	News, culture, educational, children's	24/7	specialized TV channel
5	"Perviy Kanal" JSC Tin 7717039300	127000, Moscow City, Akademika Koroleva ul., d. 19	1. The Ministry of property relations of the Russian Federation (103685, Moscow City, Nikil'skiy pereulok., d. 9). 2. The Information Telegraph Agency of Russia (ITAR-TASS) FSUE (125993, Moscow City, Tverskoy bulvar, d.10-12). 3. "Televisiony Technicheskiy Centr" Ostankino " FSUE (127000, Moscow City, Akademiya Koroleva ul., d. 12). 4. "ORT-KB" CJSC (109004, Moscow City, B. Kommunicatsionnaya, d 38, str.1).	Channel One Russia	News, analyst, educational, journalistic, sports, entertaining, informative enter- tainment, music, children, movies	24/7	

No	Name of broadcasting company	Location address	The founders of the broadcasting company	Broadcasted mass media of the company	Themes of the media	Time of broadcasting	Note
			5. Betas LLC The Kalmyk Republic Elista, d. 4, kv. 2				
6	"TV Centr" JSC, Tin 7717091519	115184, Moscow City, Bolshay Tatarskaya, d. 33, ctr. 1	1. The Department of state and municipal property of the city of Moscow (103006, Moscow-City, Karetnyi Rad, d 2/1). 2. "PromTorgCentr" CJSC (103006, Moscow-City, Karetnyi Rad, d 2/1)	"TV CENTR – Moskva"	News and journalism, cultural and educational, entertainment, children, sports, feature movies (not a documentary)	24/7	

## Radio channels

No	Name of broadcasting company	Location address	The founders of the broadcasting company	Broadcasted mass media of the company	Themes of the media	Time of broadcasting	Note
1	The All-Russian State Television and Radio Broadcasting Company FSUE (VGTRK FSUE), Tin 7714072839	125124, Moscow City, Russia, 5-y ul. Yamskogo poly, dom 19–21	The Government Of The Russian Federation (103274, Moscow City, Krasnopresnenskaya naberezhnaya, dom 2)	"Radio Rossii"	News, socio-political, socio-economic, cultural and educational, sport, scientific-cognitive, musical and entertainment	24/7	
2	The All-Russian State Television and Radio Broadcasting Company FSUE (VGTRK FSUE), Tin 7714072839	125124, Moscow City, Russia, 5-y ul. Yamskogo poly, dom 19–21	The Government Of The Russian Federation (103274, Moscow City, Krasnopresnenskaya naberezhnaya, dom 2)	"Mayk"	News, information-analytical, music, publicist, sports, entertainment, cultural and educational	24/7	



No	Name of broadcasting company	Location address	The founders of the broadcasting company	Broadcasted mass media of the company	Themes of the media	Time of broadcasting	Note
3	The All-Russian State Television and Radio Broadcasting Company FSUE ( VGTREK FSUE ) , Tin 7714072839	125124, Moscow City, Russia, 5-y ul. Yamskogo poly, dom 19-21	The Government Of The Russian Federation ( 103274, Moscow City, Krasnopresnenskay naberezhnaya, dom 2)	"Vesti FM"	news, information - analytical, political, cultural-educational, sports	24/7	
4	"Russian state broadcasting company "Voice of Russia" FGU, tin 7705013234	125326, Moscow, Pyatnitskaya street, d. 25, page 1	The Government Of The Russian Federation ( 103274, Moscow City, Krasnopresnenskay naberezhnaya, dom 2)	"Golos Rossii"	News of the state and public life of Russia, the CIS member States and inter- national life, propaganda of economic and cultural rebirth of Russia	24/7	

## 2. All-Russian printed periodicals, founders (co-founders) of which are state authorities

No	Name of mass-media	The certificate number	Date of registration	type	Founders of media	coverage of	Themes of the media	Editorial address and phone	Periodicity	Note
1	"Rossiyskaya gazeta"	# 302	28.09.1993	Printed media, the newspaper	The Government Of The Russian Federation ( 103274, Moscow City, Krasnopresnenskay naberezhnaya, dom 2)	Russian Federation, CIS countries, for- eign countries	Socio-political	125881, Moscow City, ul. Pravdy d. 24, phone 257-5216	Everyday	
2	"Parlamentskaya gazeta"	# 016893	10.12.1997	Printed media, the newspaper	Administrative department of the State Duma of the Federal Assembly of the Russian Federation (Moscow, St. Okhotny Ryad, 1)	Russian Federation, CIS countries, for- eign countries	Socio-political, events, facts, comments	125881, Mos- cow City, ul. Pravdy d. 24, phone 257-50-90	5 per week	

No	Name of mass-media	The certificate number	Date of registration	type	Founders of media	coverage of	Themes of the media	Editorial address and phone	Periodicity	Note
					Administrative department of Council of Federation of the Federal Assembly of the Russian Federation (103426, Moscow, street B. Dmitrovka, d 26.)					
3	"Tverskay, 13"	# 015196	16.08.1996	Printed media, the newspaper	Moscow City Government (103032, Moscow City, ul. Tverskay, d. 13)	Russian Federation, CIS countries	Activity of Moscow City Government, municipal economy, promotion of the advanced experience, city life in all its diversity, problems of the agglomeration of Moscow City and Moscow Region	121872, Moscow City, ul. Noviy Arbat, d. 21 phone 229-93-61	Every week	Informational newspaper about the city life
4	"Moskvichka"	# 1588	09.04.1997	Printed media, the newspaper	Moscow City Government (103032, Moscow City, ul. Tverskay, d. 13)	Russian Federation, CIS countries	Socio-political newspaper objectively and in full awareness about the social and economic life in the city of Moscow, assistance in solving social problems, consolidation of the public consciousness in high morals	103790, Moscow, Bersenevskaya nab., d. 20/2, Dom Rossiyskoy pressy	Every week	newspaper for women
5	"Baskortostan"	PI # FS 77 - 33205	11.09.2008	Printed media, the newspaper	1. The Government of the Republic of Bashkortostan (450101, the Republic of	Russian Federation	Socio-political newspaper	450079, Ufa, ul. 50-letiya Oktyabrya, d. 13,	5 per week	

No	Name of mass-media	The certificate number	Date of registration	type	Founders of media	coverage of	Themes of the media	Editorial address and phone	Periodicity	Note
					Bashkortostan Ufa, ul. Tukaeva, d. 46) 2. State Assembly - Quriltai the Republic of Bashkortostan (450000, the Republic of Bashkortostan, Ufa, u. Frunze, d. 46)			tel. 347-2720543		
6	"Respublika Bashkortostan"	PI # FS 77 - 33570	03.10.2008	Printed media, the newspaper	Secretariate of State Assembly – Quriltai the Republic of Bashkortostan (450000, the Republic of Bashkortostan, Ufinskiy district, Ufa, ul. Frunze, d. 46)	Russian Federation	Information-analytical, sociopolitical	450079, Ufa, ul. 50-letiya Oktyabrya, d. 13,	5 per week	
7	"Kyzyl tan"	PI # FS 77 - 33268	24.09.2008	Printed media, the newspaper	The Government of the Republic of Bashkortostan (450101, the Republic of Bashkortostan, Ufa, ul. Tukaeva, d. 46). State	Russian Federation	The socio-political, cultural and educational	450079, The Republic of Bashkortostan Ufa, ul. 50-letiya Oktyabrya, d. 13, 6 floor, tel. 223161	5 per week	The newspaper is distributed in the Tatar language

No	Name of mass-media	The certificate number	Date of registration	type	Founders of media	coverage of	Themes of the media	Editorial address and phone	Periodicity	Note
8	"Omet" ("Nadezhda")	PI # FS 77-34179	17.11.2008	Printed media, the newspaper	Assembly – Quriltai the Republic of Bashkortostan (450000, the Republic of Bashkortostan, Ufimskiy district, Ufa, ul. Frunze, d. 46) 1. Office of Press of the Republic of Bashkortostan (450076, the Republic of Bashkortostan, Ufimskiy district, Ufa, ul., Aksakova d. 62) 2. SUE Republic of Bashkortostan "Newspaper "Omet" (450005, the Republic of Bashkortostan, Ufa, ul. Revolyutsyonnaya, d. 167/1)	Russian Federation	Information-analytical, youth	450005, the Republic of Bashkortostan, Ufa, ul. Revolyutsyonnaya, d. 167/1	3 per week	The newspaper is distributed in the Tatar language
9	"Tolon" ("Zarya")	PI # FS 77 - 37288	18.08.2009	Printed media, the newspaper	1. Administration of Aginsk Buryat region (687000, Zabayskalsky Territory, Aginsk Buryat region, Aginsk district, village Aginsk ul. Bazara Rinchino, d. 92).	Russian Federation, foreign states	Information. Questions of national revival, history and traditions, language and culture, way of life, the economy and the economy. Advertisement – no more than 40%	687000, Zabayskalsky Territory, Aginsk Buryat region, Aginsk district, village Aginsk ul. Bazara Rinchino, d. 75,	3 per week	

No	Name of mass-media	The certificate number	Date of registration	type	Founders of media	coverage of	Themes of the media	Editorial address and phone	Periodicity	Note
					2. SI of Zabaykalsky Territory " Editors office of allburyat newspaper "Tolon" (687000, Zabaykalsky Territory, Aginsk Buryat region, Aginsk district, village Aginsk ul. Bazara Rinchino, d. 75)			tel. (30239) 3-51-42, fax (30239) 3-45-49		
10	" MEDENI ZHOMGA" ("Kulturnaya pyatnitsa ")	PI № 77 - 12590	06.05.2002	Printed media, the newspaper	1. The Ministry of Culture of the Republic of Tatarstan (420014, the Republic of Tatarstan, Kazan, Kremlin, 3rd entrance). 2. The state Republican institution "Editors office of the weekly newspaper "MEDENI ZHOMGA" (420503, the Republic of Tatarstan, Kazan, ul. Bauman, d. 19)	Russian Federation, CIS	Socio-political, literary and artist's edition	420503the Republic of Tatarstan, Kazan, ul. Bauman, d. 19, tel. (8432) 92-41-79	1 per week	
11	"Ekho planety"	PI # FS 77 - 30295	15.11.2007	Printed media, magazine	FSUE "ITAR-TASS" (125993, Moscow City, Tverskoy Bulvar, d. 10-12)	Russian Federation, foreign states	Cover the most important issues of foreign and domestic policy of Russia, international events, publication of materials on political, economic, social issues, information on the news	125993, Moscow City, Tverskoy Bulvar, d. 10-12, tel. (495) 290-59-89	1 per week	



No	Name of mass-media	The certificate number	Date of registration	type	Founders of media	coverage of	Themes of the media	Editorial address and phone	Periodicity	Note
12	"Moskovskie novosti"	PI # FS 77-43175	21.12.2010	Printed media, the newspaper	FSUE Russian Information Agency "RIA Novosti" (119021, Moscow City, Zubovskiy bulvar, d. 4); NON-COMMERCIAL PARTNERSHIP "PUBLISHING HOUSE" Vremya " (103104, Moscow City, Bolshoy pala-shhevskiy pereulok, 9, buil. 2)	Russian Federation, foreign states	Political, sporting, educational, journalistic, information analysis, information (commenting socio-political information), business, political, cultural, educational, music, entertainment	119021, Moscow City, Zubovskiy bulvar, d. 4., 645-65-65	5 per week	
13	"Krasnaya Zvezda"	№ 01326	30.06.1992	Printed media, the newspaper	The Ministry of Defence of the Russian Federation (119160, r. Moscow City, ul. Znamenka, d. 19)	Russian Federation, foreign states, CIS	The formation of public opinion on the construction of the Russian army, lighting domestic and foreign policy of Russia in the field of defense, information on military policy of Russia, CIS and other states, coverage of the military-political situation in the world, the social protection of servicemen and their families, veterans of the Armed Forces of the Russian Federation, the education of the military patriotism, love for the motherland, a sense military duty	123007, Moscow City, Khorshevskoe shosse., d. 38, tel. 696-88-00	Every day	The specialized media

No	Name of mass-media	The certificate number	Date of registration	type	Founders of media	coverage of	Themes of the media	Editorial address and phone	Periodicity	Note
14	"Gudok"	PI # FS 77-19219	21.12.2004	Printed media, the newspaper	1. JSC "Russian Railways" (107174, Moscow City, ul. Novaya Basmannaya, d. 2). 2. Rosprofzhel (107217, Moscow City, ul. Sadovo-Spasskaya, d. 21). 3. Journalistic staff of the newspaper "Gudok" (117393, Moscow City, ul. Akademika Pilyugina, 14-2-425)	Russian Federation, foreign states, CIS	Specialized information in the field of railway transport, information and analysis, political, journalistic	105066, Moscow City, ul. Staraya Basmannaya d. 38/2, bul. 3, tel. 262-15-56	5 per week	JSC "Russian Railways" was established by the Government of the Russian Federation, the specialized media
15	"Shit i mech"	PI # FS 77-42869	01.12.2010	Printed media, the newspaper	1. Russian Ministry of Internal Affairs (119049, Moscow City, ul. Zhitnaya, d. 16). 2. FSI "Consolidated edition of the Ministry of Internal Affairs of the Russian Federation" (127434, Moscow City, Ivanovskiy proezd, d. 18)	Russian Federation, foreign states	Lighting up the law-enforcement bodies against crime	127434, Moscow City, Ivanovskiy proezd, d. 18	1 per week	The specialized media
16	"Granitsa Rossii"	№ 012279	28.12.1993	Printed media, the newspaper	Federal Border Service of the Russian Federation (101000, Moscow City, Lubyanskaya ploshad., d. 2)	Russian Federation, CIS	Dissemination of information about the service and military activities of border troops of the Russian Federation	Moscow City, 1-ya Tverskaya-Yamskaya, d. 11	Every day	The specialized media

**Graph of the distribution free broadcasting time on the channels of national state broadcasting organizations of the political parties which nominated registered by the Central Election Commission of the Russian Federation federal lists candidates for deputies the State Duma of the Federal Assembly of the Russian Federation of the sixth convocation**

Name of the organization of broadcasting, media	Federal State Unitary Enterprise "All-Russian State Television and Radio Broadcasting Company" TV Channel Russia (Russia-1)		Federal State Unitary Enterprise "All-Russian State Television and Radio Broadcasting Company" Russian information channel "Russia-24" (Russia-24)		Federal State Unitary Enterprise "All-Russian State Television and Radio Broadcasting Company" "Radio Russia"		Federal State Unitary Enterprise "All-Russian State Television and Radio Broadcasting Company" Radio channel "Mayak"		Federal State Unitary Enterprise "All-Russian State Television and Radio Broadcasting Company" Radio channel "Vesti FM"		Federal State Institution "Russian State Broadcasting Company" "Voice of Russia "					
	the date and time of the broadcast of election campaign activities	the date and time of the broadcast of election campaign activities	the date and time of the broadcast of election campaign activities	the date and time of the broadcast of election campaign activities	the date and time of the broadcast of election campaign activities	the date and time of the broadcast of election campaign activities	the date and time of the broadcast of election campaign activities	the date and time of the broadcast of election campaign activities	the date and time of the broadcast of election campaign activities	the date and time of the broadcast of election campaign activities	the date and time of the broadcast of election campaign activities					
The name of the political party	2	3	4	5	6	7	8	9	10	11	12	13	14	15	16	17
	15.11.2011 18.15-18.32	07.11.2011 07.00-07.30	24.11.2011 22.50-23.42	07.11.2011 10.00-11.00	10.11.2011 18.00-18.52	07.11.2011 08.00-09.00	17.11.2011 19.55 №2	09.11.2011 8.30 №1	10.11.2011 10.24-10.58	07.11.2011 08.12-08.16	09.11.2011 13.17-13.57	07.11.2011 06.34-06.38	07.11.2011 13.17-13.57	07.11.2011 06.32-06.36	17.11.2011 16.20.00 –	07.11.2011 08.11.2011
	16.11.2011 (90 seconds);	08.11.2011 (90 seconds);	30.11.2011 22.50-23.42	13.00-14.00	17.11.2011 14.00-15.00	08.11.2011 14.00-15.00	02.12.2011 19.55 №2	11.11.2011 8.30 №2	17.11.2011 10.24-10.58	08.11.2011 23.10-23.14	13.11.2011 13.17-13.57	14.34-14.38	16.11.2011 14.32-14.36	14.32-14.36	16.59.59	09.11.2011 09.11.2011
	07.00-07.17	08.11.2011 07.00-07.30	22.50-23.42	08.11.2011 10.00-11.00	18.00-18.52	08.11.2011 18.00-18.52	19.55 №2	8.30 №2	10.24-10.58	23.10-23.14	08.11.2011 08.11.2011	22.34-22.38	13.17-13.57	22.32-22.36	01.12.2011	10.11.2011 11.11.2011
	23.11.2011 18.15-18.32	09.11.2011 08.00-09.00	22.50-23.42	13.00-14.00	18.00-18.52	08.00-09.00	18.11.2011 8.30 №3	8.30 №3	10.24-10.58	8.12-08.16	08.11.2011 08.11.2011	06.34-06.38	08.11.2011 08.11.2011	06.32-06.36	16.20.00 –	14.11.2011 15.11.2011
	30.11.2011 07.00-07.17	08.00-09.00 (120 seconds);	22.50-23.42	22.50-23.42	18.00-18.52	18.00-18.52	8.30 №2	8.30 №2	10.24-10.58	23.10-23.14	09.11.2011 09.11.2011	22.34-22.38	09.11.2011 09.11.2011	22.32-22.36	16.11.2011 16.11.2011	17.11.2011 17.11.2011
	10.11.2011 07.00-07.30	10.11.2011 07.00-07.30	10.00-11.00	10.00-11.00	14.00-15.00	08.00-09.00	24.11.2011 8.30 №3	24.11.2011 8.30 №3	08.12-08.16	08.12-08.16	23.10-23.14	06.34-06.38	14.34-14.38	06.32-06.36	18.11.2011 18.11.2011	21.11.2011 21.11.2011
	22.50-23.42 (60 seconds);	10.11.2011 10.11.2011	22.50-23.42	10.11.2011 10.11.2011	18.00-18.52	18.00-09.00	29.11.2011 8.30 №1	29.11.2011 8.30 №1	08.12-08.16	08.12-08.16	10.11.2011 10.11.2011	22.34-22.38	10.11.2011 10.11.2011	22.32-22.36	20.11.2011 20.11.2011	23.11.2011 23.11.2011
	18.00-18.45 (60 seconds);	11.11.2011 07.00-07.30	22.50-23.42	13.00-14.00	14.00-15.00	14.00-15.00	30.11.2011 8.30 №1	30.11.2011 8.30 №1	23.10-23.14	23.10-23.14	12.30-12.34	06.34-06.38	14.34-14.38	06.32-06.36	24.11.2011 24.11.2011	25.11.2011 25.11.2011
	11.11.2011 07.00-07.30	11.11.2011 07.00-07.30	22.50-23.42	11.11.2011 11.11.2011	18.00-18.52	18.00-18.52	02.12.2011 8.30 №4	02.12.2011 8.30 №4	08.12-08.16	08.12-08.16	11.11.2011 11.11.2011	22.34-22.38	11.11.2011 11.11.2011	22.32-22.36	28.11.2011 28.11.2011	29.11.2011 29.11.2011
14.11.2011 07.00-07.30	14.11.2011 07.00-07.30	22.50-23.42	13.00-14.00	14.00-15.00	14.00-15.00	8.30 №4	8.30 №4	08.12-08.16	08.12-08.16	11.11.2011 11.11.2011	06.34-06.38	14.34-14.38	06.32-06.36	30.11.2011 30.11.2011	01.12.2011 01.12.2011	
14.11.2011 07.00-07.30	14.11.2011 07.00-07.30	22.50-23.42	22.50-23.42	18.00-18.52	18.00-18.52	14.11.2011 14.11.2011	14.11.2011 14.11.2011	08.12-08.16	08.12-08.16	14.11.2011 14.11.2011	22.34-22.38	14.11.2011 14.11.2011	22.32-22.36	06.32-06.36	14.32-14.36	02.12.2011

1	2	3	4	5	6	7	8	9	10	11	12	13	14	15	16	17
2. Political Party "Communist Party of the Russian Federation"	09.11.2011	07.11.2011	17.11.2011	07.11.2011	15.11.2011	07.11.2011	30.11.2011	08.11.2011	10.11.2011	07.11.2011	09.11.2011	07.11.2011	09.11.2011	07.11.2011	7.11.2011	07.11.2011
	07.00-07.30 (30 seconds)	07.00-07.30 (30 seconds)	22.50-23.42	10.00-11.00	18.00-18.52	08.00-09.00	19.55 №2	8.30 №2	10.24-10.58	08.12-08.16	13.17-13.57	06.34-06.38	13.17-13.57	06.32-06.36	16.20.00 -	08.11.2011
	16.11.2011	16.11.2011	23.11.2011	22.50-23.42	01.12.2011	14.00-15.00	17.11.2011	11.11.2011	24.11.2011	12.30-12.34	23.11.2011	14.34-14.38	21.11.2011	14.32-14.36	16.59.59	09.11.2011
	07.00-07.30 (90 seconds);	07.00-07.30 (90 seconds);	22.50-23.42	10.00-11.00	18.00-18.52	08.00-09.00	19.55 №1	8.30 №3	10.24-10.58	08.12-08.16	13.17-13.57	06.34-06.38	23.11.2011	22.32-22.36	29.11.2011	10.11.2011
	16.11.2011	16.11.2011	23.11.2011	22.50-23.42	01.12.2011	14.00-15.00	17.11.2011	11.11.2011	24.11.2011	12.30-12.34	23.11.2011	14.34-14.38	21.11.2011	14.32-14.36	16.20.00 -	11.11.2011
	08.00-09.00 (30 seconds);	08.00-09.00 (30 seconds);	22.50-23.42	10.00-11.00	18.00-18.52	08.00-09.00	19.55 №1	8.30 №3	10.24-10.58	08.12-08.16	13.17-13.57	06.34-06.38	23.11.2011	22.32-22.36	29.11.2011	10.11.2011
	17.11.2011	17.11.2011	23.11.2011	22.50-23.42	01.12.2011	14.00-15.00	17.11.2011	11.11.2011	24.11.2011	12.30-12.34	23.11.2011	14.34-14.38	21.11.2011	14.32-14.36	16.20.00 -	11.11.2011
	07.00-07.30 (90 seconds);	07.00-07.30 (90 seconds);	22.50-23.42	10.00-11.00	18.00-18.52	08.00-09.00	19.55 №1	8.30 №3	10.24-10.58	08.12-08.16	13.17-13.57	06.34-06.38	23.11.2011	22.32-22.36	29.11.2011	10.11.2011
	18.11.2011	18.11.2011	23.11.2011	22.50-23.42	01.12.2011	14.00-15.00	17.11.2011	11.11.2011	24.11.2011	12.30-12.34	23.11.2011	14.34-14.38	21.11.2011	14.32-14.36	16.20.00 -	11.11.2011
	07.00-07.30 (60 seconds);	07.00-07.30 (60 seconds);	22.50-23.42	10.00-11.00	18.00-18.52	08.00-09.00	19.55 №1	8.30 №3	10.24-10.58	08.12-08.16	13.17-13.57	06.34-06.38	23.11.2011	22.32-22.36	29.11.2011	10.11.2011
	18.11.2011	18.11.2011	23.11.2011	22.50-23.42	01.12.2011	14.00-15.00	17.11.2011	11.11.2011	24.11.2011	12.30-12.34	23.11.2011	14.34-14.38	21.11.2011	14.32-14.36	16.20.00 -	11.11.2011
	07.00-07.30 (30 seconds);	07.00-07.30 (30 seconds);	22.50-23.42	10.00-11.00	18.00-18.52	08.00-09.00	19.55 №1	8.30 №3	10.24-10.58	08.12-08.16	13.17-13.57	06.34-06.38	23.11.2011	22.32-22.36	29.11.2011	10.11.2011
	24.11.2011	24.11.2011	23.11.2011	22.50-23.42	01.12.2011	14.00-15.00	17.11.2011	11.11.2011	24.11.2011	12.30-12.34	23.11.2011	14.34-14.38	21.11.2011	14.32-14.36	16.20.00 -	11.11.2011
	07.00-07.30 (30 seconds);	07.00-07.30 (30 seconds);	22.50-23.42	10.00-11.00	18.00-18.52	08.00-09.00	19.55 №1	8.30 №3	10.24-10.58	08.12-08.16	13.17-13.57	06.34-06.38	23.11.2011	22.32-22.36	29.11.2011	10.11.2011
	25.11.2011	25.11.2011	23.11.2011	22.50-23.42	01.12.2011	14.00-15.00	17.11.2011	11.11.2011	24.11.2011	12.30-12.34	23.11.2011	14.34-14.38	21.11.2011	14.32-14.36	16.20.00 -	11.11.2011
	07.00-07.30 (120 seconds);	07.00-07.30 (120 seconds);	22.50-23.42	10.00-11.00	18.00-18.52	08.00-09.00	19.55 №1	8.30 №3	10.24-							

1	2	3	4	5	6	7	8	9	10	11	12	13	14	15	16	17
		07.00-07.30 (30 seconds) 11.11.2011 07.00-07.30 (60 seconds) 14.11.2011 07.00-07.30 (90 seconds) 15.11.2011 07.00-07.30 (60 seconds) 16.11.2011 08.00-09.00 (120 seconds) 17.11.2011 07.00-07.30 (30 seconds) 18.00-18.45 (60 seconds) 18.11.2011 07.00-07.30 (60 seconds) 21.11.2011 07.00-07.30 (60 seconds) 18.00-18.45 (120 seconds) 23.11.2011 07.00-07.30 (30 seconds) 23.11.2011 07.00-07.30 (60 seconds) 24.11.2011 07.00-07.30 (30 seconds) 25.11.2011 07.00-07.30 (60 seconds) 28.11.2011 07.00-07.30 (90 seconds) 29.11.2011 07.00-07.30 (60 seconds) 30.11.2011 08.00-09.00 (120 seconds) 01.12.2011 07.00-07.30 (30 seconds) 02.11.2011 07.00-07.30 (60 seconds)		10.00-11.00 13.00-14.00 22.50-23.42 11.11.2011 10.00-11.00 13.00-14.00 22.50-23.42 14.11.2011 10.00-11.00 13.00-14.00 22.50-23.42 15.11.2011 10.00-11.00 13.00-14.00 22.50-23.42 16.11.2011 10.00-11.00 13.00-14.00 22.50-23.42 17.11.2011 10.00-11.00 13.00-14.00 22.50-23.42 18.11.2011 10.00-11.00 13.00-14.00 22.50-23.42 21.11.2011 10.00-11.00 13.00-14.00 22.50-23.42 23.11.2011 10.00-11.00 13.00-14.00 22.50-23.42 24.11.2011 10.00-11.00 13.00-14.00 22.50-23.42 25.11.2011 10.00-11.00 13.00-14.00 22.50-23.42 28.11.2011 10.00-11.00 13.00-14.00 22.50-23.42 29.11.2011 10.00-11.00 13.00-14.00 22.50-23.42 30.11.2011 10.00-11.00 13.00-14.00 22.50-23.42 01.12.2011 10.00-11.00 13.00-14.00 22.50-23.42 02.12.2011 10.00-11.00 13.00-14.00 22.50-23.42		08.00-09.00 14.00-15.00 18.00-18.52 11.11.2011 08.00-09.00 14.00-15.00 18.00-18.52 14.11.2011 08.00-09.00 14.00-15.00 18.00-18.52 15.11.2011 08.00-09.00 14.00-15.00 18.00-18.52 16.11.2011 08.00-09.00 14.00-15.00 18.00-18.52 17.11.2011 08.00-09.00 14.00-15.00 18.00-18.52 18.11.2011 08.00-09.00 14.00-15.00 18.00-18.52 21.11.2011 08.00-09.00 14.00-15.00 18.00-18.52 22.11.2011 08.00-09.00 14.00-15.00 18.00-18.52 23.11.2011 08.00-09.00 14.00-15.00 18.00-18.52 24.11.2011 08.00-09.00 14.00-15.00 18.00-18.52 25.11.2011 08.00-09.00 14.00-15.00 18.00-18.52 28.11.2011 08.00-09.00 14.00-15.00 18.00-18.52 29.11.2011 08.00-09.00 14.00-15.00 18.00-18.52 30.11.2011 08.00-09.00 14.00-15.00 18.00-18.52 01.12.2011 08.00-09.00 14.00-15.00 18.00-18.52 02.12.2011 08.00-09.00 14.00-15.00 18.00-18.52		29.11.2011 8.30 №4 01.12.2011 8.30 №3 02.12.2011 8.30 №1		08.12-08.16 12.30-12.34 23.10-23.14 11.11.2011 08.12-08.16 12.30-12.34 23.10-23.14 14.11.2011 08.12-08.16 12.30-12.34 23.10-23.14 15.11.2011 08.12-08.16 12.30-12.34 23.10-23.14 16.11.2011 08.12-08.16 12.30-12.34 23.10-23.14 17.11.2011 08.12-08.16 12.30-12.34 23.10-23.14 18.11.2011 08.12-08.16 12.30-12.34 23.10-23.14 21.11.2011 08.12-08.16 12.30-12.34 23.10-23.14 22.11.2011 08.12-08.16 12.30-12.34 23.10-23.14 23.11.2011 08.12-08.16 12.30-12.34 23.10-23.14 28.11.2011 08.12-08.16 12.30-12.34 23.10-23.14 29.11.2011 08.12-08.16 12.30-12.34 23.10-23.14 30.11.2011 08.12-08.16 12.30-12.34 23.10-23.14 01.12.2011 08.12-08.16 12.30-12.34 23.10-23.14 02.12.2011 08.12-08.16 12.30-12.34 23.10-23.14		10.11.2011 06.34-06.38 14.34-14.38 22.34-22.38 11.11.2011 06.34-06.38 14.34-14.38 22.34-22.38 14.11.2011 06.34-06.38 14.11.2011 06.34-06.38 14.34-14.38 22.34-22.38 15.11.2011 06.34-06.38 14.34-14.38 22.34-22.38 16.11.2011 06.34-06.38 14.34-14.38 22.34-22.38 17.11.2011 06.34-06.38 14.34-14.38 22.34-22.38 18.11.2011 06.34-06.38 14.34-14.38 22.34-22.38 21.11.2011 06.34-06.38 14.34-14.38 22.34-22.38 22.11.2011 06.34-06.38 14.34-14.38 22.34-22.38 23.11.2011 06.34-06.38 14.34-14.38 22.34-22.38 28.11.2011 06.34-06.38 14.34-14.38 22.34-22.38 29.11.2011 06.34-06.38 14.34-14.38 22.34-22.38 30.11.2011 06.34-06.38 14.34-14.38 22.34-22.38 01.12.2011 06.34-06.38 14.34-14.38 22.34-22.38 02.12.2011 06.34-06.38 14.34-14.38 22.34-22.38		10.11.2011 06.32-06.36 14.32-14.36 22.32-22.36 11.11.2011 06.32-06.36 14.32-14.36 22.32-22.36 14.11.2011 06.32-06.36 14.11.2011 06.32-06.36 14.32-14.36 22.32-22.36 15.11.2011 06.32-06.36 14.32-14.36 22.32-22.36 16.11.2011 06.32-06.36 14.32-14.36 22.32-22.36 17.11.2011 06.32-06.36 14.32-14.36 22.32-22.36 18.11.2011 06.32-06.36 14.32-14.36 22.32-22.36 21.11.2011 06.32-06.36 14.32-14.36 22.32-22.36 22.11.2011 06.32-06.36 14.32-14.36 22.32-22.36 23.11.2011 06.32-06.36 14.32-14.36 22.32-22.36 28.11.2011 06.32-06.36 14.32-14.36 22.32-22.36 29.11.2011 06.32-06.36 14.32-14.36 22.32-22.36 30.11.2011 06.32-06.36 14.32-14.36 22.32-22.36 01.12.2011 06.32-06.36 14.32-14.36 22.32-22.36 02.12.2011 06.32-06.36 14.32-14.36 22.32-22.36		23.11.2011 24.11.2011 25.11.2011 28.11.2011 29.11.2011 30.11.2011 01.12.2011 02.12.2011



[illegible]

1	2	3	4	5	6	7	8	9	10	11	12	13	14	15	16	17
4. All-Russia Political Party "UNITED RUSSIA"		(30 seconds) 01.12.2011 07:00-07:30 (60 seconds) 02.12.2011 18:00-18:45 (120 seconds)		10:00-11:00 13:00-14:00 22:50-23:42 30:11.2011 10:00-11:00 13:00-14:00 22:50-23:42	18:00-18:52 22:11.2011 18:00-18:52	08:00-09:00 14:00-15:00 18:00-18:52 08:00-09:00 14:00-15:00 18:00-18:52				08.12-08.16 12.30-12.34 23.10-23.14 30:11.2011 08.12-08.16 12.30-12.34 23.10-23.14		06.34-06.38 14.34-14.38 22.34-22.38 30:11.2011 06.34-06.38 14.34-14.38 22.34-22.38		06.32-06.36 14.32-14.36 22.32-22.36 30:11.2011 06.32-06.36 14.32-14.36 22.32-22.36		
	15.11.2011 07:00-07:17 16.11.2011 18:15-18:32 08.11.2011 23.11.2011 07:00-07:17 29.11.2011 18.15-18.32	07.11.2011 07:00-07:30 (60 seconds) 08.11.2011 07:00-07:30 (30 seconds) 09.11.2011 07:00-07:30 (60 seconds) 10.11.2011 07:00-07:30 (150 seconds) 11.11.2011 07:00-07:30 (60 seconds) 18.00-18.45 (60 seconds) 14.11.2011 07:00-07:30 (60 seconds) 15.11.2011 08:00-09:00 (90 seconds) 16.11.2011 18:00-18.45 (120 seconds) 17.11.2011 07:00-07:30 (60 seconds) 18.11.2011 07:00-07:30 (90 seconds) 19.11.2011 07:00-07:30 (90 seconds) 20.11.2011 07:00-07:30 (90 seconds) 21.11.2011 07:00-07:30 (90 seconds) 22.11.2011 07:00-07:30 (90 seconds) 23.11.2011 07:00-07:30 (90 seconds) 24.11.2011 07:00-07:30 (90 seconds) 25.11.2011 07:00-07:30 (90 seconds) 26.11.2011 07:00-07:30 (90 seconds) 27.11.2011 07:00-07:30 (90 seconds) 28.11.2011 07:00-07:30 (90 seconds) 29.11.2011 07:00-07:30 (90 seconds) 30.11.2011 07:00-07:30 (90 seconds) 31.11.2011 07:00-07:30 (90 seconds)	16.11.2011 22:50-23:42 24.11.2011 22:50-23:42	07.11.2011 10:00-11:00 13:00-14:00 22:50-23:42 08.11.2011 10:00-11:00 13:00-14:00 22:50-23:42 09.11.2011 10:00-11:00 13:00-14:00 22:50-23:42 10.11.2011 10:00-11:00 13:00-14:00 22:50-23:42 11.11.2011 10:00-11:00 13:00-14:00 22:50-23:42 12.11.2011 10:00-11:00 13:00-14:00 22:50-23:42 13.11.2011 10:00-11:00 13:00-14:00 22:50-23:42 14.11.2011 10:00-11:00 13:00-14:00 22:50-23:42 15.11.2011 10:00-11:00 13:00-14:00 22:50-23:42 16.11.2011 10:00-11:00 13:00-14:00 22:50-23:42 17.11.2011 10:00-11:00 13:00-14:00 22:50-23:42 18.11.2011 10:00-11:00 13:00-14:00 22:50-23:42 19.11.2011 10:00-11:00 13:00-14:00 22:50-23:42 20.11.2011 10:00-11:00 13:00-14:00 22:50-23:42 21.11.2011 10:00-11:00 13:00-14:00 22:50-23:42 22.11.2011 10:00-11:00 13:00-14:00 22:50-23:42 23.11.2011 10:00-11:00 13:00-14:00 22:50-23:42 24.11.2011 10:00-11:00 13:00-14:00 22:50-23:42 25.11.2011 10:00-11:00 13:00-14:00 22:50-23:42 26.11.2011 10:00-11:00 13:00-14:00 22:50-23:42 27.11.2011 10:00-11:00 13:00-14:00 22:50-23:42 28.11.2011 10:00-11:00 13:00-14:00 22:50-23:42 29.11.2011 10:00-11:00 13:00-14:00 22:50-23:42 30.11.2011 10:00-11:00 13:00-14:00 22:50-23:42 31.11.2011 10:00-11:00 13:00-14:00 22:50-23:42	10.11.2011 18:00-18:52 22:11.2011 18:00-18:52	07.11.2011 08:00-09:00 14:00-15:00 18:00-18:52 08.11.2011 08:00-09:00 14:00-15:00 18:00-18:52 09.11.2011 08:00-09:00 14:00-15:00 18:00-18:52 10.11.2011 08:00-09:00 14:00-15:00 18:00-18:52 11.11.2011 08:00-09:00 14:00-15:00 18:00-18:52 12.11.2011 08:00-09:00 14:00-15:00 18:00-18:52 13.11.2011 08:00-09:00 14:00-15:00 18:00-18:52 14.11.2011 08:00-09:00 14:00-15:00 18:00-18:52 15.11.2011 08:00-09:00 14:00-15:00 18:00-18:52 16.11.2011 08:00-09:00 14:00-15:00 18:00-18:52 17.11.2011 08:00-09:00 14:00-15:00 18:00-18:52 18.11.2011 08:00-09:00 14:00-15:00 18:00-18:52 19.11.2011 08:00-09:00 14:00-15:00 18:00-18:52 20.11.2011 08:00-09:00 14:00-15:00 18:00-18:52 21.11.2011 08:00-09:00 14:00-15:00 18:00-18:52 22.11.2011 08:00-09:00 14:00-15:00 18:00-18:52 23.11.2011 08:00-09:00 14:00-15:00 18:00-18:52 24.11.2011 08:00-09:00 14:00-15:00 18:00-18:52 25.11.2011 08:00-09:00 14:00-15:00 18:00-18:52 26.11.2011 08:00-09:00 14:00-15:00 18:00-18:52 27.11.2011 08:00-09:00 14:00-15:00 18:00-18:52 28.11.2011 08:00										

[illegible]

[illegible]

1	2	3	4	5	6	7	8	9	10	11	12	13	14	15	16	17
		07.00-07.30 (90 seconds); 14.11.2011 18.00-18.45, (60 seconds); 15.11.2011 07.00-07.30 (30 seconds); 15.11.2011 08.00-09.00 (30 seconds); 16.11.2011 07.00-07.30 (60 seconds); 17.11.2011 07.00-07.30 (90 seconds); 18.11.2011 07.00-07.30 (90 seconds); 21.11.2011 07.00-07.30 (30 seconds); 23.11.2011 07.00-07.30 (30 seconds); 25.11.2011 07.00-07.30 (30 seconds); 28.11.2011 07.00-07.30 (90 seconds); 30.11.2011 07.00-07.30 (90 seconds); 01.12.2011 07.00-07.30 (60 seconds); 02.12.2011 07.00-07.30 (90 seconds)		11.11.2011 10.00-11.00 13.00-14.00 22.50-23.42 14.11.2011 10.00-11.00 13.00-14.00 22.50-23.42 15.11.2011 10.00-11.00 13.00-14.00 22.50-23.42 16.11.2011 10.00-11.00 13.00-14.00 22.50-23.42 17.11.2011 10.00-11.00 13.00-14.00 22.50-23.42 18.11.2011 10.00-11.00 13.00-14.00 22.50-23.42 21.11.2011 10.00-11.00 13.00-14.00 22.50-23.42 23.11.2011 10.00-11.00 13.00-14.00 22.50-23.42 25.11.2011 10.00-11.00 13.00-14.00 22.50-23.42 28.11.2011 10.00-11.00 13.00-14.00 22.50-23.42 30.11.2011 10.00-11.00 13.00-14.00 22.50-23.42 02.12.2011 10.00-11.00 13.00-14.00 22.50-23.42		11.11.2011 08.00-09.00 14.00-15.00 18.00-18.52 14.11.2011 08.00-09.00 14.00-15.00 18.00-18.52 15.11.2011 08.00-09.00 14.00-15.00 18.00-18.52 16.11.2011 08.00-09.00 14.00-15.00 18.00-18.52 17.11.2011 08.00-09.00 14.00-15.00 18.00-18.52 18.11.2011 08.00-09.00 14.00-15.00 18.00-18.52 21.11.2011 08.00-09.00 14.00-15.00 18.00-18.52 23.11.2011 08.00-09.00 14.00-15.00 18.00-18.52 25.11.2011 08.00-09.00 14.00-15.00 18.00-18.52 28.11.2011 08.00-09.00 14.00-15.00 18.00-18.52 30.11.2011 08.00-09.00 14.00-15.00 18.00-18.52 02.12.2011 08.00-09.00 14.00-15.00 18.00-18.52		02.12.2011 8.30 №7		11.11.2011 08.12-08.16 12.30-12.34 23.10-23.14 14.11.2011 08.12-08.16 12.30-12.34 23.10-23.14 15.11.2011 08.12-08.16 12.30-12.34 23.10-23.14 16.11.2011 08.12-08.16 12.30-12.34 23.10-23.14 17.11.2011 08.12-08.16 12.30-12.34 23.10-23.14 18.11.2011 08.12-08.16 12.30-12.34 23.10-23.14 21.11.2011 08.12-08.16 12.30-12.34 23.10-23.14 23.11.2011 08.12-08.16 12.30-12.34 23.10-23.14 25.11.2011 08.12-08.16 12.30-12.34 23.10-23.14 28.11.2011 08.12-08.16 12.30-12.34 23.10-23.14 30.11.2011 08.12-08.16 12.30-12.34 23.10-23.14 02.12.2011 08.12-08.16 12.30-12.34 23.10-23.14		11.11.2011 06.34-06.38 14.34-14.38 22.34-22.38 14.11.2011 06.34-06.38 14.34-14.38 22.34-22.38 15.11.2011 06.34-06.38 14.34-14.38 22.34-22.38 16.11.2011 06.34-06.38 14.34-14.38 22.34-22.38 17.11.2011 06.34-06.38 14.34-14.38 22.34-22.38 18.11.2011 06.34-06.38 14.34-14.38 22.34-22.38 21.11.2011 06.34-06.38 14.34-14.38 22.34-22.38 23.11.2011 06.34-06.38 14.34-14.38 22.34-22.38 25.11.2011 06.34-06.38 14.34-14.38 22.34-22.38 28.11.2011 06.34-06.38 14.34-14.38 22.34-22.38 30.11.2011 06.34-06.38 14.34-14.38 22.34-22.38 02.12.2011 06.34-06.38 14.34-14.38 22.34-22.38		11.11.2011 06.32-06.36 14.32-14.36 22.32-22.36 14.11.2011 06.32-06.36 14.32-14.36 22.32-22.36 15.11.2011 06.32-06.36 14.32-14.36 22.32-22.36 16.11.2011 06.32-06.36 14.32-14.36 22.32-22.36 17.11.2011 06.32-06.36 14.32-14.36 22.32-22.36 18.11.2011 06.32-06.36 14.32-14.36 22.32-22.36 21.11.2011 06.32-06.36 14.32-14.36 22.32-22.36 23.11.2011 06.32-06.36 14.32-14.36 22.32-22.36 25.11.2011 06.32-06.36 14.32-14.36 22.32-22.36 28.11.2011 06.32-06.36 14.32-14.36 22.32-22.36 30.11.2011 06.32-06.36 14.32-14.36 22.32-22.36 02.12.2011 06.32-06.36 14.32-14.36 22.32-22.36		29.11.2011 30.11.2011 01.12.2011 02.12.2011



[illegible]

1	2	3	4	5	6	7	8	9	10	11	12	13	14	15	16	17
		(30 seconds); 30.11.2011 08.00-09.00 (60 seconds); 01.12.2011 07.00-07.30 (60 seconds); 02.12.2011 07.00-07.30 (60 seconds)		10.00-11.00 13.00-14.00 22.50-23.42 30.11.2011 10.00-11.00 13.00-14.00 22.50-23.42 01.12.2011 10.00-11.00 13.00-14.00 22.50-23.42 02.12.2011 10.00-11.00 13.00-14.00 22.50-23.42		08.00-09.00 14.00-15.00 18.00-18.52 30.11.2011 08.00-09.00 14.00-15.00 18.00-18.52 01.12.2011 08.00-09.00 14.00-15.00 18.00-18.52 02.12.2011 08.00-09.00 14.00-15.00 18.00-18.52				08.12-08.16 12.30-12.34 23.10-23.14 30.11.2011 08.12-08.16 12.30-12.34 23.10-23.14 01.12.2011 08.12-08.16 12.30-12.34 23.10-23.14 02.12.2011 08.12-08.16 12.30-12.34 23.10-23.14		06.34-06.38 14.34-14.38 22.34-22.38 30.11.2011 06.34-06.38 14.34-14.38 22.34-22.38 01.12.2011 06.34-06.38 14.34-14.38 22.34-22.38 02.12.2011 06.34-06.38 14.34-14.38 22.34-22.38		06.32-06.36 14.32-14.36 22.32-22.36 30.11.2011 06.32-06.36 14.32-14.36 22.32-22.36 01.12.2011 06.32-06.36 14.32-14.36 22.32-22.36 02.12.2011 06.32-06.36 14.32-14.36 22.32-22.36		

1 The timing for propaganda materials of a political party during every time interval comes up to 30 seconds.

2 The timing for propaganda materials of a political party during every time interval comes up to 30 seconds.

3 Every political party has 30 minutes. Sequence numbers of the members' addressing during the joint propaganda event are numerated.

4 The airtime is 08:30. The timing for propaganda materials of a political party comes up to 3 minutes, except for the period from 28 November 2011 to 1 December 2011 (5 minutes) and 2 December 2011 (2 minutes).

5 Sequence numbers of broadcasting of materials within the propaganda block are numerated. 15 minutes for every political party in one joint propaganda event.

6 30 seconds for every party in every time interval 09:25:00–09:28:30, 14:25:00–14:28:30, 18:25:00–18:28:30.

*Appendix 5 to the chapter 7  
of the Table 1–10*

**Rendering of services of putting propaganda materials to mass media**

Table 1. SUMMARIZED DATA ON THE VOLUME OF FREE AIR TIME PROVIDED BY TELEVISION AND RADIO BROADCASTING COMPANIES TO POLITICAL PARTIES, THAT REGISTERED FEDERAL CANDIDATE LISTS, DURING THE ELECTION CAMPAIGN OF THE ELECTION OF DEPUTIES OF THE STATE DUMA OF THE FEDERAL ASSEMBLY OF THE RUSSIAN FEDERATION OF THE SIXTH CONVOCATION (ALL-RUSSIA STATE MASS MEDIA)

No.	Political parties	Television and radio broadcasting company									
		VGTRK "TV channel Rossiya"	VGTRK "Rossiya 24"	OJSC "Perviy Kanal"	OJSC "TV Centr"	"Radio Rossii"	"Mayak"	"Vesti FM"	"Golos Rossii"	Total	
		Volume (min/sec)	Volume (min/sec)	Volume (min/sec)	Volume (min/sec)	Volume (min/sec)	Volume (min/sec)	Volume (min/sec)	Volume (min/sec)	Volume (min/sec)	
1	All-Russia Political Party "UNITED RUSSIA"	59,51	59,54	59,40	56,30	52,30	52,30	52,30	54,00	447,25	
2	Political Party "Communist party of the Russian Federation"	60,00	60,00	60,00	60,00	60,00	60,00	60,00	60,00	480,00	
3	Political Party "Liberal-democratic party of Russia"	60,00	60,00	59,00	60,00	58,08	57,20	57,20	57,01	468,49	
4	Political Party "PATRIOTS of RUSSIA"	60,00	60,00	60,00	60,00	60,00	60,00	60,00	59,00	479,00	
5	All-Russia Political Party "RIGHT CAUSE"	60,00	60,00	58,00	58,00	60,00	60,00	60,00	60,00	476,00	
6	Political Party "FAIR RUSSIA"	60,00	60,00	60,00	60,00	59,56	59,55	59,56	60,00	479,47	
7	Political Party "Russian United Democratic Party "YABLOKO"	60,00	60,00	60,00	57,30	60,00	60,00	60,00	60,00	477,30	
	Total	419,51	419,54	416,40	412,00	410,34	409,45	409,46	410,01	3308,31	

Table 2. SUMMARIZED DATA ON THE VOLUME OF FREE PRINT AREA PROVIDED BY PERIODICAL PRINT PUBLICATIONS TO POLITICAL PARTIES, THAT REGISTERED FEDERAL CANDIDATE LISTS, DURING THE ELECTION CAMPAIGN OF THE ELECTION OF DEPUTIES OF THE STATE DUMA OF THE FEDERAL ASSEMBLY OF THE RUSSIAN FEDERATION OF THE SIXTH CONVOCATION (ALL-RUSSIA STATE MASS MEDIA)

No.	Political parties	Periodical print publications						
		"Rossiyskaya gazeta"	"Parlamentskaya gazeta"	"Tverskaya 13"	"Moskvichka"	"Bashkortostan"	"Bashkortostan Republic"	"Kyzyl tan"
		Area (cm <sup>2</sup> )	Area (cm <sup>2</sup> )	Area (cm <sup>2</sup> )	Area (cm <sup>2</sup> )	Area (cm <sup>2</sup> )	Area (cm <sup>2</sup> )	Area (cm <sup>2</sup> )
1	All-Russia Political Party "UNITED RUSSIA"	9 920,0	3 405,0	3 036,6	1	2 000,0	2 000,0	2 285,0
2	Political Party "Communist party of the Russian Federation"	11 904,0	3 405,0	3 036,6	1	2 000,0	2 000,0	2 285,0
3	Political Party "Liberal-democratic party of Russia"	11 904,0	3 405,0	3 036,6	1	1 000,0	Not provided	Not provided
4	Political Party "PATRIOTS of RUSSIA"	11 904,0	3 405,0	3 036,6	1	1 000,0	840,0	2 285,0
5	All-Russia Political Party "RIGHT CAUSE"	11 904,0	3 405,0	3 036,6	1	Not provided	Not provided	2 000,0
6	Political Party "FAIR RUSSIA"	11 904,0	3 405,0	3 036,6	1	2 000,0	1 475,0	2 285,0
7	Political Party "Russian United Democratic Party "YABLOKO"	11 904,0	3 405,0	3 036,6	1	1 000,0	Not provided	2 285,0
<b>Total</b>		<b>81 344,0</b>	<b>23 835,0</b>	<b>21 256,2</b>	<b>7</b>	<b>9 000,0</b>	<b>6 315,0</b>	<b>13 425,0</b>

No.	Political parties	Periodical print publications						Total
		"Omet" ("Nadezhda"/ Hope)	"Medeni Zhomga " ("Kulturnaya Pyatitsa / Cultural Friday ")	"Tolon" ("Zharya/ Day-spring ")	"Ekho planety"	"Moskovskie novosti /Moscow news"	"Krasnaya zvezda"	
		Volume (cm <sup>2</sup> )	Volume (cm <sup>2</sup> )	Volume (cm <sup>2</sup> )	Volume (cm <sup>2</sup> )	Volume (cm <sup>2</sup> )	Volume (cm <sup>2</sup> )	
1	All-Russia Political Party "UNITED RUSSIA"	1 370,0	Not provided	Not provided	3,66	5 184,0	Not provided	29 200,6 cm <sup>2</sup> 1 column
2	Political Party "Communist party of the Russian Federation "	500,0				6 912,0	3 952,0	35 994,6 cm <sup>2</sup> 3,66 rub 1 column
3	Political Party "Liberal-democratic party of Russia"	1 370,0	Not provided	856,0	3,66	6 912,0	3 952,0	30 209,6 cm <sup>2</sup> 3,66 rub 1 column
4	Political Party "PATRIOTS of RUSSIA"					6 912,0	3 952,0	35 560,6 cm <sup>2</sup> 3,66 rub 1 column
5	All-Russia Political Party "RIGHT CAUSE"	1 370,0	425,0	Not provided	3,66	6 912,0	3 952,0	33 004,6 cm <sup>2</sup> 3,66 rub 1 column
6	Political Party "FAIR RUSSIA"	1 370,0	425,0	Not provided	3,66	6 912,0	3 952,0	36 764,6 cm <sup>2</sup> 3,66 rub 1 column
7	Political Party "Russian United Democratic Party "YABLOKO"	1 370,0	850,0	Not provided	3,66	6 912,0	3 952,0	34 714,6 cm <sup>2</sup> 3,66 rub 1 column
	Total	7 350,0	1 700,0	856,0	21,96	46 656,0	23 712,0	235 449,2 cm <sup>2</sup> 21,96 rub 7 columns



Table 3. SUMMARIZED DATA ON THE VOLUME AND COST OF PAID AIR TIME PROVIDED BY TELEVISION AND RADIO BROADCASTING COMPANIES TO POLITICAL PARTIES, THAT REGISTERED FEDERAL CANDIDATE LISTS, DURING THE ELECTION CAMPAIGN OF THE ELECTION OF DEPUTIES OF THE STATE DUMA OF THE FEDERAL ASSEMBLY OF THE RUSSIAN FEDERATION OF THE SIXTH CONVOCATION (ALL-RUSSIA STATE MASS MEDIA)

No.	Political parties	Television and radio broadcasting company																			
		VGTRK "TV channel Rossiya "		VGTRK "Rossiya 24"		OJSC "Perviy Kanal"		OJSC "TV Centr"		"Radio Rossii"		"Mayak "		"Vesti FM"		"Golos Rossii"		Total			
		Volume (min/ sec)	Cost (rub)	Volume (min/ sec)	Cost (rub)	Volume (min/ sec)	Cost (rub)	Volume (min/ sec)	Cost (rub)	Volume (min/ sec)	Cost (rub)	Volume (min/ sec)	Cost (rub)	Volume (min/ sec)	Cost (rub)	Volume (min/ sec)	Cost (rub)	Volume (min/ sec)	Cost (rub)		
1	All-Russia Political Party "UNITED RUSSIA"	61,52	117857243,60	44,48	16439917,33	65,57	128589154,80	60,00	15045000,00	Not provided										232,37	277931315,73
2	Political Party "Communist party of the Russian Federation "	42,15	47232922,00	15,00	779626,00	11,15	34404906,00	Not presented										68,30	82417454,00		
3	Political Party "Liberal-democratic party of Russia "	137,05	168599167,00	Not presented		123,35	208430794,67	Not presented										260,40	377029961,67		
4	Political Party "PATRIOTS of RUSSIA "	Not presented																			
5	All-Russia Political Party "RIGHT CAUSE"	Not provided																			
6	Political Party "FAIR RUSSIA"	111,00	126790528,00	81,45	19611246,00	65,00	121106114,00	54,00	14350000,00	3,00	445473,60	3,00	385506,00	3,00	955800,00	7,30	182250,00	328,15	283826917,60		
7	Political Party "Russian United Democratic Party "YABLOKO"	60,00	18666420,00	Not presented														60,00	18666420,00		
Total		412,12	479146280,60	141,33	36830789,33	265,47	492530969,47	114,00	29395000,00	3,00	445473,60	3,00	385506,00	3,00	955800,00	7,30	182250,00	950,02	1039872069,00		

Table 4. SUMMARIZED DATA ON THE VOLUME OF PAID PRINT AREA GRANTED BY PERIODICAL PRINT PUBLICATIONS TO POLITICAL PARTIES, THAT REGISTERED FEDERAL CANDIDATE LISTS, DURING THE ELECTION CAMPAIGN OF THE ELECTION OF DEPUTIES OF THE STATE DUMA OF THE FEDERAL ASSEMBLY OF THE RUSSIAN FEDERATION OF THE SIXTH CONVOCATION (ALL-RUSSIA STATE MASS MEDIA)

No .	Political parties	Periodical print publication		
		"Krasnaya zvezda "		Cost (rub)
		Area (columns)		
1	All-Russia Political Party "UNITED RUSSIA"		Not presented	
2	Political Party "Communist party of the Russian Federation "		Not presented	
3	Political Party "Liberal-democratic party of Russia "	1,25		253 700,00
4	Political Party "PATRIOTS of RUSSIA "		Not presented	
5	All-Russia Political Party "RIGHT CAUSE"		Not provided	
6	Political Party "FAIR RUSSIA "		Not provided	
7	Political Party "Russian United Democratic Party "YABLOKO "		Not provided	
<b>Total</b>		<b>1,25</b>		<b>253 700,00</b>

Table 5. REGIONAL GOVERNMENT BROADCASTING ORGANIZATIONS AND REGIONAL GOVERNMENT PRINT MEDIA ORGANIZATIONS

# item	Subject of Russian Federation	The number of regional government television organizations (1) / television channel (2) / among them to provide free air time (3)			The number of regional government radio organizations (1) / radio channel (2) / among them to provide free air time (3)			The number of regional government periodicals print media (1) / among them to provide free print space (2)			The number of regional government media organizations with the status of specialized (1) / among them to provide free air time (2) / among them to provide free print space (3)			The volume of to provide free air time	The volume of to provide free print space
		1	2	3	1	2	3	1	2	3	1	2	3		
1	Adygei Republic	1	2	2	1	1	2	2	2	2	1	0	0	2520 min	1000 cm <sup>2</sup>
2	Altai Republic	1	1	1	1	1	2	2	2	2	0	0	0	877,88 min	19500 cm <sup>2</sup>
3	Bashkortostan Republic	2	2	2	2	2	3	89	89	89	0	0	0	1782,5 min	163826 cm <sup>2</sup>
4	Buriat Republic	1	2	2	1	1	1	3	3	3	0	0	0	1132,15 min	30100 cm <sup>2</sup>
5	Daghestan Republic	2	3	3	3	3	3	16	16	16	0	0	0	2100 min	87987 cm <sup>2</sup>
6	Ingush Republic	1	1	1	1	1	1	2	2	2	0	0	0	600 min	11270 cm <sup>2</sup>
7	Kabardino-Balkarian Republic	2	2	2	1	1	1	5	5	5	0	0	0	840 min	18 900 cm <sup>2</sup>
8	Kalmyk Republic	1	1	1	1	1	1	2	2	2	0	0	0	840 min	46460,96 cm <sup>2</sup>
9	Karachaevo-Cherkess Republic	1	1	1	1	1	1	5	5	5	0	0	0	420 min	11500 cm <sup>2</sup>
10	Karelian Republic	2	2	2	1	1	1	21	21	21	0	0	0	600 min	217494 cm <sup>2</sup>
11	Komi Republic	2	2	2	2	2	2	22	22	22	7	0	1	1611 min 12 sec	80156 cm <sup>2</sup>
12	Mari El Republic	1	1	1	1	1	1	22	22	22	0	0	0	806 min	10%
13	Mordovian Republic	2	2	2	2	2	3	34	34	34	1	0	0	829,66 min	49594 cm <sup>2</sup>
14	Yakutian (Sakha) Republic	2	3	3	2	2	2	45	45	45	0	0	0	2436 min	217217,344 cm <sup>2</sup>
15	North Ossetian Republic – Alania	1	2	2	1	1	2	14	14	14	2	0	0	1447 min 54 sec	40810 cm <sup>2</sup>
16	Tatarstan Republic	2	2	2	2	2	2	82	82	82	0	0	0	2435 min 32 sec	312919,21 cm <sup>2</sup>
17	Tyva Republic	1	1	1	1	1	1	5	5	5	0	0	0	370 min	13202 cm <sup>2</sup>
18	Udmurt Republic	1	1	1	1	1	1	21	21	21	2	0	0	648 min	741 cm <sup>2</sup>
19	Khakass Republic	2	3	3	1	1	1	2	2	2	5	0	0	1441 min	16400 cm <sup>2</sup>
20	Chechen Republic	2	2	2	1	1	1	5	5	5	0	0	0	420 min	0
21	Chuvash Republic – Chavash Republic	1	2	2	2	2	2	36	36	36	1	0	0	1159 min 50 sec	63973,7 cm <sup>2</sup>
22	Altai Territory	2	3	3	2	2	3	65	65	65	0	0	0	1800 min	163970 cm <sup>2</sup>
23	Zabaykalsky Territory	2	2	2	1	1	1	3	3	3	0	0	0	1019 min 51 sec	23880 cm <sup>2</sup>
24	Kamchatka Territory	2	3	3	1	1	2	1	1	1	0	0	0	1032 min 30 sec	4000 cm <sup>2</sup>

# item	Subject of Russian Federation	The number of regional television organizations (1) / television channel (2) / among them to provide free air time (3)			The number of regional government radio organizations (1) / radio channel (2) / among them to provide free air time (3)			The number of regional government periodicals print media (1) / among them to provide free print space (2)			The number of regional government media organizations with the status of specialized (1) / among them to provide free air time (2) / among them to provide free print space (3)			The volume of to provide free air time	The volume of to provide free print space
		1	2	3	1	2	3	1	2	3	1	2	3		
25	Krasnodar Territory	13	13	12	5	5	5	46	46	0	0	0	0	6013 min	260339 cm <sup>2</sup>
26	Krasnoyarsk Territory	3	4	4	3	4	3	60	45	15	2	0	0	171164 sec	289 600 cm <sup>2</sup>
27	Perm Territory	1	2	2	1	2	2	2	2	0	0	0	0	1125 min 20 sec	7200 cm <sup>2</sup>
28	Primorski Territory	2	3	3	1	1	1	7	1	6	0	0	0	726 min 39 sec	8414 cm <sup>2</sup>
29	Stavropol Territory	3	4	4	1	2	2	30	28	0	0	0	0	1034 min 40 sec	32811,11cm <sup>2</sup>
30	Khabarovsk Territory	3	5	5	2	2	2	2	2	0	0	0	0	1929 min 50 sec	8000 cm <sup>2</sup>
31	Amur Region	2	2	2	1	1	1	2	2	0	0	0	0	722 min 56 sec	32100 cm <sup>2</sup>
32	Arkhangelsk Region	1	1	1	1	1	1	24	24	0	0	0	0	655 min 33 sec	46534,38 cm <sup>2</sup>
33	Astrakhan Region	4	5	4	1	1	1	5	5	0	0	0	0	1453 min 38 sec	5023,98 cm <sup>2</sup>
34	Belgorod Region	3	3	3	2	2	2	24	24	0	0	0	0	1472 min	97562,5 cm <sup>2</sup>
35	Bryansk Region	2	3	3	2	2	2	29	29	0	0	0	0	1218 min 34 sec	35346 cm <sup>2</sup>
36	Vladimir Region	1	2	2	2	3	3	2	2	0	0	0	0	1751 min	23132 cm <sup>2</sup>
37	Volgograd Region	5	13	2	5	5	1	38	38	0	0	0	0	1228,5 min	80645 cm <sup>2</sup>
38	Vologda Region	3	3	3	1	1	1	1	1	0	0	0	0	1012 min 39 sec	4385 cm <sup>2</sup>
39	Voronezh Region	2	3	3	1	2	2	37	37	2	0	0	0	620 min	94500 cm <sup>2</sup>
40	Ivanovo Region	2	2	2	3	3	3	22	22	0	0	0	0	1751 min	147797,95 cm <sup>2</sup>
41	Irkutsk Region	3	3	3	1	1	1	3	3	0	0	0	0	420 min	40%
42	Kaliningrad Region	1	1	1	2	3	3	0	0	4	0	0	0	1546 min 5 sec	0
43	Kaluga Region	2	2	2	2	2	2	1	1	0	0	0	0	1571,9 min	28 800 cm <sup>2</sup>
44	Kemerovo Region	2	2	2	2	2	2	1	1	1	1	0	0	1475 min	11999 cm <sup>2</sup>
45	Kirov Region	1	2	2	1	2	2	42	42	0	0	0	0	1529 min	171658 cm <sup>2</sup>
46	Kostroma Region	3	5	5	1	2	2	25	25	15	0	0	0	2487 min 20 sec	133028 cm <sup>2</sup>
47	Kurgan Region	1	2	2	1	2	2	26	26	0	0	0	0	1379 min	108835,5 cm <sup>2</sup>
48	Kursk Region	2	3	3	2	2	2	37	30	3	0	0	0	1671 min	81250 cm <sup>2</sup>
49	Leningrad Region	14	14	14	6	6	6	31	31	0	0	0	0	3039,36 min	170419,16 cm <sup>2</sup>
50	Lipetsk Region	2	4	2	2	2	2	29	18	11	0	0	0	1016 min 44 sec	26500 cm <sup>2</sup>

# item	Subject of Russian Federation	The number of regional government television organizations (1) / television channel (2) / among them to provide free air time (3)			The number of regional government radio organizations (1) / radio channel (2) / among them to provide free air time (3)			The number of regional government periodicals print media (1) / among them to provide free print space (2)			The number of regional government media organizations with the status of specialized (1) / among them to provide free air time (2) / among them to provide free print space (3)			The volume of to provide free air time	The volume of to provide free print space
		1	2	3	1	2	3	1	2	3	1	2	3		
51	Magadan Region	2	3	3	2	3	3	1	1	1	0	0	0	1809 min 12 sec	10300 cm <sup>2</sup>
52	Moscow Region	0	0	0	1	1	1	8	1	1	5	0	0	630 min 30 sec	14 columns
53	Murmansk Region	1	1	1	1	1	2	1	1	1	0	0	0	300 min	25100 cm <sup>2</sup>
54	Nizhni Novgorod Region	8	9	6	3	3	4	59	58	9	9	0	0	4000 min	59 509 cm <sup>2</sup>
55	Novgorod Region	2	3	3	2	3	3	22	18	4	4	0	0	1590,59 min	41023,4 cm <sup>2</sup>
56	Novosibirsk Region	2	3	3	3	3	5	34	34	0	0	0	0	3129 min 42 sec	200933,82 cm <sup>2</sup>
57	Omsk Region	3	1	3	2	2	1	2	2	2	0	0	0	300 min	5%
58	Orenburg Region	2	5	2	2	2	4	50	41	2	2	0	1	2940 min	166952 cm <sup>2</sup>
59	Orel Region	2	3	3	3	3	3	33	28	2	2	0	0	1800 min	10%
60	Penza Region	1	1	1	1	1	1	29	29	0	0	0	0	698 min 30 sec	97480,26 cm <sup>2</sup>
61	Pskov Region	2	2	2	1	1	1	27	27	0	0	0	0	53455 sec	14713,52 cm <sup>2</sup>
62	Rostov Region	2	4	4	2	2	3	2	2	87	0	0	0	7680 min 55 sec	25844,0 cm <sup>2</sup>
63	Ryazan Region	2	3	2	1	1	1	27	27	1	0	0	1	1260 min	105000 cm <sup>2</sup>
64	Samara Region	2	3	3	1	2	2	30	30	0	0	0	0	1500 min	48373 cm <sup>2</sup>
65	Saratov Region	1	2	2	1	1	1	3	3	0	0	0	0	1252 min	32822 cm <sup>2</sup>
66	Sakhalin Region	2	4	4	1	1	1	1	1	0	0	0	0	1834 min	12721,8 cm <sup>2</sup>
67	Sverdlovsk Region	2	2	2	1	1	1	1	1	0	0	0	0	856 min	6384 cm <sup>2</sup>
68	Smolensk Region	1	2	2	2	2	2	27	27	0	0	0	0	1349 min 58 sec	87435,5 cm <sup>2</sup>
69	Tambov Region	2	2	2	1	1	1	28	27	1	0	0	0	1080 min 30 sec	120785 cm <sup>2</sup>
70	Tver Region	1	1	1	1	1	1	50	43	0	0	0	0	777 min	119966,78 cm <sup>2</sup>
71	Tomsk Region	1	2	2	1	2	2	2	2	0	0	0	0	300 min	11200 cm <sup>2</sup>
72	Tula Region	2	3	2	1	1	1	25	25	0	0	0	0	1174 min	74255,48 cm <sup>2</sup>
73	Tyumen Region	1	2	1	2	4	2	26	26	0	0	0	0	1658 min 25 sec	74058 cm <sup>2</sup>
74	Ulyanovsk Region	2	2	2	3	4	3	26	26	0	0	0	0	2163 min	122794,6 cm <sup>2</sup>
75	Chelyabinsk Region	2	4	4	2	4	4	1	1	0	0	0	0	3360 min	5600 cm <sup>2</sup>
76	Yaroslavl Region	2	2	2	1	1	1	1	1	0	0	0	0	1175 min	16 columns



# item	Subject of Russian Federation	The number of regional government television organizations (1) / television channel (2) / among them to provide free air time (3)			The number of regional government radio organizations (1) / radio channel (2) / among them to provide free air time (3)			The number of regional government periodicals print media (1) / among them to provide free print space (2)			The number of regional government media organizations with the status of specialized (1) / among them to provide free air time (2) / among them to provide free print space (3)			The volume of to provide free air time	The volume of to provide free print space
		1	2	3	1	2	3	1	2	3	1	2	3		
77	Moscow City	2	2	2	1	1	1	1	201	0	46	0	0	30,6 hours	0
78	Saint-Petersburg City	2	2	2	4	4	1	17	6	0	0	0	0	974 min 30 sec	8765,2 cm <sup>2</sup>
79	Jewish Autonomous Region	1	1	1	1	2	2	2	2	2	0	0	0	730,52 min	1756,1 cm <sup>2</sup>
80	Nenets Autonomous area	2	3	2	2	2	2	2	2	2	0	0	0	1254 min 23 sec	5360 cm <sup>2</sup>
81	Khanty-Mansi Autonomous area – Yugra	2	3	3	2	2	2	3	3	3	5	2	3	947,68 min	3360 cm <sup>2</sup>
82	Chukot Autonomous area	1	1	1	1	1	1	1	1	1	0	0	0	352 min	5888 cm <sup>2</sup>
83	Yamalo-Nenetski Autonomous area	2	2	2	2	2	2	2	2	2	0	0	0	427 min 38 sec	20250 cm <sup>2</sup>
	Total	180	235	212	140	171	158	1774	1455	236	5	6	122906 min 23 sec	5009413,254 cm <sup>2</sup> , 30 columns	

Table 6. FOR A SUMMARY OF THE COST OF PAID AIRTIME GIVEN AND RADIO BROADCASTING ORGANIZATIONS TO POLITICAL PARTIES REGISTERED FEDERAL LISTS OF CANDIDATES DURING THE ELECTION CAMPAIGN FOR ELECTION OF DEPUTIES OF THE STATE DUMA OF THE FEDERAL ASSEMBLY OF THE RUSSIAN FEDERATION OF THE SIXTH CONVOCATION  
(INDEPENDENT MEDIA)

# item	The political parties	Television and radio broadcasting organizations	Cost (rub.)
1	All-Russia Political Party "UNITED RUSSIA"	Ltd "Gamma RV" (Moscow)	4 015 980,00
		Ltd "Tsentr novykh technology" (Saint-Petersburg)	2 999 922,00
		Ltd "Telekanal Podmoskovie" (Channel "Moscow region")	5 152 000,00
		Ltd "StarsMedia" (Saint-Petersburg)	129 600,00
		<b>In total</b>	<b>12 297 502,00</b>
2	Political Party "Communist Party of the Russian Federation"	Ltd "Istok-FM" (Moscow)	15 540,00
		Ltd "Radioproekt" (Moscow)	32 500,00
		CJSC "Radio Retro" (Moscow)	75 331,20
		Ltd "Enterprise "Autoradio" (Moscow)	230 737,20
		Ltd "Tivikom" (Ulan-Ude)	120 000,00
		Ltd "Tsentr televizionnich i radiotechnologiy" (Daghestan)	69 600,00
		Ltd "Kometa" (Kalmyk)	210 000,00
		Ltd "Victoria" (Cherkessk)	30 600,00
		Ltd "Syktyvkar - Autoradio"	287 888,00
		Ltd "Edinstvo" (Naberezhnye Chelny)	69 180,00
		Ltd "InterTeleCom" (Kazan)	151 200,00
		OJSC "Television and radio broadcasting company "Noviy Vek" (Kazan)	54 000,00
		Ltd "Sibirskaya informatsionnaya kompania" (Khakass)	26 650,00
		Ltd "Advertising agency "Dvigatel trgovli"	17 500,00
		Ltd "SP Radio Manhattan Drive" (Khabarovsk)	38 700,00
		Ltd "ART-Gorod" (Khabarovsk)	126 000,00
		Ltd RNG (Blagoveshchensk)	37 000,00
		Ltd "Segit" (Blagoveshchensk)	381 000,00
		Ltd "Astrachanskaya teleradiokompaniya"	168 000,00
		Ltd "AD-Media" (Bryansk)	93 000,00
		Ltd "Editors office "Brassovskiy kray" (Bryansk)	100 000,00
		Ltd "Novozybkov" (Bryansk)	37 600,00
		Ltd "Klintsovskiy vestnik" (Bryansk)	52 500,00
		Ltd "Status-Quo" (Volgograd)	112 500,00
		CJSC "Radio Rox-Volgograd" (Volgograd)	120 000,00
		Ltd "TV-7" (Vologda)	156 645,00
		CJSC "Media Alliance" (Voronezh)	254 400,00
		Television and radio broadcasting company "Voronezh" (Voronezh)	155 760,00
		Ltd "Vitok" (Voronezh)	111 510,00
		Ltd p/o "Infotelecom" (Voronezh)	7 200,00
		Ltd "Company "Poseidon" (Voronezh)	27 000,00
		Ltd "Firma "SIT" (Voronezh)	1 750,00
		Ltd "BISS" (Voronezh)	86 022,00
		Ltd "Svetoch" (Voronezh)	5 000,00
		Ltd "Vashe radio" (Voronezh)	122 080,00
		Ltd "Company "Argus" (Voronezh)	30 000,00
		Ltd "Ivanovskaya radiokompaniya" (Ivanovo)	141 900,00
		Ltd "Ametist" (Ivanovo)	57 000,00

# item	The political parties	Television and radio broadcasting organizations	Cost (rub.)
		CJSC " TV and Radio Company "Arig Us" (Irkutsk)	16 400,00
		Ltd " TV and Radio Company "Orbita" (Kaliningrad)	83 160,00
		Ltd "Pervy gorodskoy kanal" (Kaliningrad)	217 500,00
		Ltd "Gold-Service" (Kaliningrad)	43 170,00
		Ltd ""Telekanal Podmoskovie" (Channel "Moscow region") (Moscow region)	2 982 000,00
		Television and radio broadcasting company "RTV-Podmoskovie"	127 440,00
		Ltd "Severo-zapadnoe vetshanie " (Murmansk)	195 600,00
		Ltd Television and radio broadcasting company "Blitz" (Murmansk)	110 000,00
		Ltd "TVS-Novgorod" (Velikiy Novgorod)	125 400,00
		CJSC " TV Company "Triada" (Velikiy Novgorod)	196 950,00
		Autonomous Non-Commercial Organization "Novgorodskoe oblastnoe tekevidenie"	298 476,00
		Ltd " Television and radio broadcasting company "Eurasia" (Orenburg)	84 750,00
		Ltd " Program Editorial Staff "Vesta" (Orenburg)	25 000,00
		Ltd "Media-time" (Orenburg)	12 000,00
		Ltd "INAZ" (Orenburg)	75 500,00
		CJSC "Telecom" (Pskov)	156 600,00
		Ltd "Primorsko-Achtarskaya Television and radio broadcasting company "ATV" (Rostov on don)	63 000,00
		Ltd "Tsentr Reklamy" (Ryazan)	124 000,00
		Ltd "Mass Media" (Ryazan)	47 800,00
		Television Development Fund (Ryazan)	27 200,00
		CJSC "Interradio Toliatti " (Samara)	230 000,00
		Ltd "Muzikalnoe radio" (Samara)	240 000,00
		Ltd "Virma" (Balakovo, Saratov Region)	42 000,00
		Ltd " TV Company "Polis" (Tambov)	112 500,00
		Ltd "KUGO" (Tambov)	72 000,00
		Ltd "Radio Sibir - Region" (Tomsk)	37 600,00
		JSCo " Television and radio broadcasting company "Reporter" (Ulyanovsk)	72 500,00
		Ltd "Radio"Eurasia " (Ulyanovsk)	14 400,00
		Ltd "Vecherniy Simbirsk" (Ulyanovsk)	43 350,00
		Ltd " TV Company "STV" (Ulyanovsk)	48 195,00
		Ltd "777" (Ulyanovsk)	6 750,00
		CJSC "TV Company "Russkiy Proekt" (Ulyanovsk)	69 000,00
		Ltd "Noviy mir" (Ulyanovsk)	8 100,00
		Ltd "Insait-Info" (Ulyanovsk)	36 300,00
		JSCo "Gorodskoy Telekanal" (Yaroslavl)	116 300,00
		Ltd "Nezavisimoe TeleMedia" (Yaroslavl)	134 500,00
		Ltd "9 Radio" (Yaroslavl)	49 400,00
		Ltd "9 Telekanal" (Yaroslavl)	155 250,00
		Ltd "Radio 101,1" (Yaroslavl)	52 500,00
		Ltd " Advertising Agency "Yaroslav Media" (Yaroslavl)	38 670,00
		AU "OTRK "YUGRA" (Khanty-Mansiysk)	211 500,00
		<b>In total</b>	<b>10 616 054,40</b>

# item	The political parties	Television and radio broadcasting organizations	Cost (rub.)
3	Political Party "Liberal-democratic Party of Russia"	CJSC "Ekho Moskvyy"	265 700,00
		Fund "Pilot" (Moscow)	827 730,00
		Ltd " Creative Studio PRO FILM" (Moscow)	500 000,00
		Ltd " Enterprise "Autoradio" (Moscow)	7 365 600,00
		CJSC "Rusoe radio - Eurasia"	986 480,00
		Ltd "Tsentr Novykh Tekhnologiy "	20 060,00
		<b>In total</b>	<b>9 965 570,00</b>
4	Political Party "PATRIOTS of RUSSIA"	Do not provide	
5	All-Russia Political Party "RIGHT CAUSE"	Ltd "MEDIA PRO"	105 000,00
		Ltd "TM production group"	2 100 000,00
		CJSC "Radio Roks-Volgograd"	73 300,00
		Ltd "Advertising center" T7"	13 570,00
		<b>In total</b>	<b>2 291 870,00</b>
6	Political Party "FAIR RUSSIA"	Ltd GTIK "OREOL-INFO" (Leningrad Region)	72 275,00
		Ltd "Telekanal Podmoskovie" (Channel "Moscow region")	1 470 000,00
		Ltd "Tsentr Novykh Tekhnologiy" (Saint-Petersburg City)	830 248,00
		<b>In total</b>	<b>2 372 523,00</b>
7	Political Party "Russian United Democratic Party "YABLOKO"	CJSC " Ekho Moskvyy " (Moscow)	2 242 320,00
		Ltd "Domino-Video" (Moscow)	930 000,00
		CJSC "M-PUL+" (Moscow)	300 080,00
		Ltd "Lemma" (Vladivostok)	50 000,00
		Ltd "Media group "Lyuchshee reshenie" (Kazan)	65 000,00
		JSCo "Ekho" (Perm)	46 050,00
		Ltd "Elektronnye radio Orticheskie Sistemy" (Volgograd)	45 000,00
		Ltd "REMO-RS" (Saratov)	20 000,00
		Ltd " Vladimir Broadcasting Company " (Vladimir)	90 000,00
		Ltd "53 region" (Velikiy Novgorod)	5 000,00
		<b>In total</b>	<b>3 793 450,00</b>

Table 7. FOR A SUMMARY OF THE COST OF PAID AIRTIME GIVEN AND RADIO BROADCASTING ORGANIZATIONS TO POLITICAL PARTIES REGISTERED FEDERAL LISTS OF CANDIDATES DURING THE ELECTION CAMPAIGN FOR ELECTION OF DEPUTIES OF THE STATE DUMA OF THE FEDERAL ASSEMBLY OF THE RUSSIAN FEDERATION OF THE SIXTH CONVOCATION  
(REGIONAL GOVERNMENT AND MUNICIPAL MEDIA)

# item	The political parties	Television and radio broadcasting organizations	Cost (rub.)
1	All-Russia Political Party "UNITED RUSSIA"	Do not provide	
2	Political Party "Communist Party of the Russian Federation"	FSUE ARSTARBC / State TV and radio company "Adygeya"	90 624,00
		FSUE ARSTARBC / State TV and radio company "Gorniy Altay" (Gorno-Altaysk)	39 630,00
		FSUE ARSTARBC / State TV and radio company "Daghestan"	157 884,00
		GU RSBC "Daghestan "	42 000,00
		FSUE ARSTARBC / State TV and radio company "Karachaevo-Cherkessia"	158 592,00
		MUE "TV Company "Cherkessk" (Karachaevo-Cherkess Republic)	36 000,00
		FSUE ARSTARBC / State TV and radio company "Karelia"	148 864,08
		FSUE ARSTARBC / State TV and radio company "Komi gor" (Syktyvkar)	41 172,56
		FSUE ARSTARBC / State TV and radio company "Sakha" (Yakutsk)	53 241,60
		GU The National Broadcasting Company " Sakha " (Yakutia)	351 000,00
		FSUE ARSTARBC / State TV and radio company "Tatarstan" (Kazan)	293 820,00
		FSUE ARSTARBC / State TV and radio company "Chuvashia"	38 727,00
		FSUE ARSTARBC / State TV and radio company "Chita" (Zabaykalsky Territory)	346 905,84
		FSUE ARSTARBC / State TV and radio company "Kuban" (Krasnodar)	896 782,30
		SUE KK " TV and Radio Company "NTK" (Krasnodar)	980 000,00
		FSUE ARSTARBC / State TV and radio company "Vladivostok"	575 840,00
		SUE RT "TTV" Fokino City (Vladivostok)	108 000,00
		FSUE ARSTARBC / State TV and radio company "Stavropolie"	430 153,07
		FSUE ARSTARBC / State TV and radio company "Amur" (Blagoveshensk)	537 038,29
		ME"IA "Gorod" (Blagoveshensk)	114 000,00
		SBI "Agency for Mass Communications "Amur Media" (Blagoveshensk)	399 600,00
		FSUE ARSTARBC / State TV and radio company "Pomorie" (Arkhangelsk)	125 493,00
		State TV and radio company "Lotos" (Astrakhan)	236 554,91
		FSUE ARSTARBC / State TV and radio company "Bryansk"	173 725,50
		GAU BO "Desna" (Bryansk)	75 000,00
		State TV and radio company "Volgograd-TRV" (Volgograd)	743 400,00
		State TV and radio company "Vologda" (Vologda)	71 920,41
		State TV and radio company "Voronezh"	1 262 364,00
		ME TV Company "Petropavlovskiy meridian" (Voronezh)	3 800,00
		ME TV Company "Anna" (Voronezh)	20 520,00
		MUE city of NovoVoronezh "Kabelnoe televidenie" (Voronezh)	15 600,00
		FSUE ARSTARBC / State TV and radio company "Ivteleradio"	420 320,13
		State TV and radio company "Kaliningrad"	167 678,00
		FSUE ARSTARBC / State TV and radio company "Kostroma"	162 460,63



# item	The political parties	Television and radio broadcasting organizations	Cost (rub.)
		OGU "OTRK "Rus" (Kostroma)	95 580,00
		FSUE ARSTARBC / State TV and radio company "Kursk"	150 600,00
		GU "OTRK "Lipetskoe vremya" (Lipetsk)	193 500,00
		FSUE ARSTARBC / State TV and radio company "Murman"	254 594,44
		State TV and radio company "Orel"	205 048,31
		ME "Mtsenskaya teleradiokompaniya" (Orel)	4 059,00
		State TV and radio company "Penza"	590 059,00
		FSUE ARSTARBC / State TV and radio company "Pskov"	429 778,42
		FSUE ARSTARBC / State TV and radio company " Adygeia " (Rostov-on-Don)	159 300,00
		State TV and radio company "Oka" (Ryazan)	122 484,00
		State TV and radio company "Samara"	246 000,00
		State TV and radio company "Saratov"	553 231,20
		State TV and radio company "Sakhalin"	517 434,13
		FSUE ARSTARBC / State TV and radio company "Tambov"	192 222,00
		TOSBI " State TV and radio company "Tambovskaya guberniya"	59 400,00
		FSUE ARSTARBC / State TV and radio company "Tula"	1 221 890,00
		FU TO "Telekanal " Tula "	573 000,00
		State TV and radio company "Yugoriya" (Tyumen)	370 520,00
		State TV and radio company "Region- Tyumen " (Tyumen)	162 660,00
		State TV and radio company "Volga" (Ulyanovsk)	117 902,50
		State TV and radio company "Yaroslaviya"	141 959,90
		State TV and radio company " Saint-Petersburg "	225 970,00
		ME "ITS "Kirishi" (Saint-Petersburg)	15 000,00
		MUE "SYAS-TV" (Saint-Petersburg)	52 500,00
		FSUE ARSTARBC / State TV and radio company "Chukotka"	175 032,00
		<b>In total</b>	<b>16 148 436,22</b>
3	Political Party "Liberal-democratic Party of Russia"	Do not provide	
4	Political Party "PATRIOTS of RUSSIA"	Do not provide	
5	All-Russia Political Party "RIGHT CAUSE"	State TV and radio company "Volgograd-TRV"	297 360,00
		MUE "RT "VGT" (MTV)	150 000,00
		<b>In total</b>	<b>447 360,00</b>
6	Political Party "FAIR RUSSIA"	Do not provide	
7	Political Party "Russian United Democratic Party "YABLOKO"	SBI SO "TRK "Gubernia" (Samara)	54 000,00
		<b>In total</b>	<b>54 000,00</b>

Table 8. SUMMARY INFORMATION COST PAID PRINT SPACE, PROVIDING PERIODIC PRINT PUBLICATIONS  
POLITICAL PARTIES REGISTERED FEDERAL LISTS OF CANDIDATES DURING THE ELECTION CAMPAIGN FOR  
ELECTION OF DEPUTIES OF THE STATE DUMA OF THE FEDERAL ASSEMBLY OF THE RUSSIAN FEDERATION OF  
THE SIXTH CONVOCATION  
(REGIONAL GOVERNMENT AND MUNICIPAL MEDIA)

# item	The political parties	Television and radio broadcasting organizations	Cost (rub.)
1	All-Russia Political Party "UNITED RUSSIA"	Do not provide	
2	Political Party "Communist Party of the Russian Federation"	SUE RB " Editorial office "Voskhod" (Ufa)	820,00
		RSE " Editorial office "Den respubliki" (Cherkessk)	29 205,00
		RSE " Editorial office "Abazashta" (Cherkessk)	4 248,00
		RSE " Editorial office "K'arachay" (Cherkessk)	6 372,00
		SE RG "Novosti Zhiganskaya" (Yakutsk)	4 000,00
		SE Editorial office "Shyn" (Tyva-Kyzyl)	19 200,00
		ME Editorial office "Zemly tashtypskaya" (Khakassia)	20 350,00
		SBI " Editorial office "Pocheposkoe slovo" (Bryansk)	17 880,00
		SBI " Editorial office Klintsovskaya joint newspaper "Trud" (Bryansk)	18 960,00
		SBI " Editorial office "Mayak" (Bryansk)	28 800,00
		SBI " Editorial office "Starodubskiy vestnik" (Bryansk)	22 500,00
		SBI " Editorial office "Seltsovskiy vestnik "( Bryansk)	10 800,00
		SBI " Editorial office "Rossiyskaya Niva" (Bryansk)	15 600,00
		SBI " Editorial office "Desnyatskaya pravda" (Bryansk)	27 510,00
		SBI " Editorial office "Avangard" (Bryansk)	28 470,00
		SBI " Editorial office "Zhukovskie novosti" (Bryansk)	15 720,00
		SBI " Editorial office "Plamya truda" (Bryansk)	22 500,00
		ME " Editorial office Kargopol regional newspaper "Selskaya pravda" (Kurgan)	32 960,00
		SE CHAO " Publishing house "Kriniy Sever (Magadan)	99 332,00
		SE MO " Publishing house "Moskovia" (Moscow Region)	194 700,00
		SUE " Editorial office "Orenburzhe" (Orenburg)	66 434,00
		SUE Editorial office "Buguruslandskaya pravda" (Orenburg)	20 000,00
		SUE Edition of the regional newspaper "Vesnik truda" (Orenburg)	15 000,00
		ME " Information center "Berega" (Yaroslavl)	40 000,00
		SE " Publishing house "Yamal" (Salekhard)	13 044,90
		<b>In total</b>	<b>774 405,90</b>
3	Political Party "Liberal- democratic Party of Russia"	Do not provide	
4	Political Party "PATRIOTS of RUSSIA"	Do not provide	
5	All-Russia Political Party "RIGHT CAUSE"	Do not provide	
6	Political Party "FAIR RUSSIA"	Do not provide	
7	Political Party "Russian United Democratic Party "YABLOKO"	Do not provide	

Table 9. SUMMARY INFORMATION COST PAID PRINT SPACE, PROVIDING PERIODIC PRINT PUBLICATIONS  
POLITICAL PARTIES REGISTERED FEDERAL LISTS OF CANDIDATES DURING THE ELECTION CAMPAIGN FOR  
ELECTION OF DEPUTIES OF THE STATE DUMA OF THE FEDERAL ASSEMBLY OF THE RUSSIAN FEDERATION OF  
THE SIXTH CONVOCATION  
(INDEPENDENT MEDIA)

# item	The political parties	Television and radio broadcasting organizations	Cost (rub.)
1	All-Russia Political Party "UNITED RUSSIA"	CJSC "Kommersant, Publishing house "	2 046 400,00
		CJSC "Moskovskiy komsomol"	600 000,00
		CJSC PH "Svobodnaya pressa" (Voronezh)	45 100,00
		LLC "Business Media Holdings" Business e-newspaper "Business Online" (Tatarstan)	50 000,00
		<b>In total</b>	<b>2 741 500,00</b>
2	Political Party "Communist Party of the Russian Federation"	LLC " Adygeiskaya pravda" (Maikop)	40 000,00
		LLC "Novaya Buryatia" (Ulan-Ude)	35 000,00
		CJSC "Sotsialniy mir"( Ulan-Ude)	20 000,00
		LLC "Inform Polis"( Ulan-Ude)	65 538,00
		LLC "Pyatnitsa plus"( Ulan-Ude)	30 000,00
		LLC "Tori-press" (Ulan-Ude)	50 000,00
		Editorial office "Sovetskiy Daghestan"	144 881,00
		OJSC "Media Fact" (Makhachkala)	178 480,00
		LLC " Information agency "Sever-Media" (Syktyvkar)	73 775,00
		CJSC "Newspaper "Krasnoe znamya" (Syktyvkar)	50 000,00
		ФЦУ " Publishing house Tribuna" (Syktyvkar)	39 000,00
		LLC "Pyatnitsa" (Yakutsk)	86 000,00
		LLC "Parallel Invest" (Naberezhnye Chelny)	145 000,00
		Noncommercial educational institution " Editorial office "Pravda Khakassii"	180 000,00
		AU Media "Askhys Chaiaany" (Khakassiya)	9 720,00
		CJSC "Telecsem v Cheboksarach" (Chuvashia)	72 454,00
		CJSC "Altes-Media" (Zabaykalsky Territory)	30 800,00
		LLC "AiF in the Kuban " (Krasnodar Territory)	98 120,00
		LLC "RIK Business-Ars" (Vladivostok)	40 000,00
		LLC "RG "Velsk-Info" (Arkhangelsk)	43 000,00
		LLC " Editorial office "Byanskiy rabochiy"	47 016,00
		Institution of Regional News Agency "Tovaritsh" (Volgograd)	57 000,00
		Autonomous institution of the Voronezh Region "Rossoshanskiy Editorial office of the regional newspaper "Za izobilie"(Voronezh)	4 000,00
		AU VO " Povorinskiy Editorial office of the regional newspaper "Prikhoporie" (Voronezh)	3 000,00
		AU VO " Ostrozhskiy Editorial office of the regional newspaper "Ostrozhskaya zhizn" (Voronezh)	3 500,00
		AU VO " Borisoglebskiy Editorial office of the regional newspaper " Borisoglebskiy vestnik" (Voronezh)	4 000,00
		AU VO " Semiloukskaya Editorial office of the regional newspaper " Semiloukskaya zhizn " (Voronezh)	3 000,00
		AU VO " Liskinskiy Editorial office of the regional newspaper " Liskinskaya zhizn" (Voronezh)	3 500,00
		AU VO " Ertilskaya Editorial office of the regional newspaper " Ertilskie novosti" (Voronezh)	4 000,00
		AU VO " Kamenskaya Editorial office of the regional newspaper "Svetliy pout" (Voronezh)	4 000,00
		AU VO " Buturlinskaya Editorial office of the regional newspaper "Prizyv" (Voronezh)	5 000,00

# item	The political parties	Television and radio broadcasting organizations	Cost (rub.)
		LLC RIF "Salve!" (Voronezh)	12 000,00
		LLC "Media-Inform" (Kaliningrad)	46 500,00
		LLC "Provintsia-Kurgan" (Kurgan)	22 656,00
		LLC " Editorial office of the city newspaper "Kurgan i kurgandy" (Kurgan)	19 200,96
		Autonomous Nonprofit Organization " Editorial office "Golos naroda" (Kursk)	80 000,00
		LLC " Editorial office "Kurskiy vesnik" (Kursk)	9 000,00
		LLC "Drug dlya druga – Media" (Kursk)	66 000,00
		CJSC Publishing house "Svobodnaya pressa" (Kursk)	14 443,20
		LLC "Telesem v Lipetske" (Lipetsk)	32 900,00
		CJSC " Editorial office "Yuzhniy Ural" (Orenburg)	105 020,00
		CJSC " Telesem- Orenburg "	28 916,00
		LLC "Novaya nedelya" (Orenburg)	50 323,95
		Editorial office "Oslovskaya iskra" (Orel)	75 000,00
		LLC "Region tsentr" (Orel)	13 650,00
		LLC "Penza-Press" (Penza)	240 720,00
		Autonomous Nonprofit Organization " Editorial office "Zerkalo sobytiy" (Ryazan)	73 160,00
		Newspaper "Priorskaya pravda" (Ryazan)	31 000,00
		LLC "Prizyv" (Ryazan)	47 707,00
		LLC "Master Media Group" (Ryazan)	50 668,94
		CJSC " Publishing house "Komsomolskaya Pravda " (Samara)	70 500,00
		ANO " Newspaper "Trudovaya Samara" (Samara)	4 000,00
		LLC "AiF v Samare" (Samara)	53 690,00
		LLC " Editorial office "Panorama Tolyatti "	45 600,00
		LLC "Business newspaper"Ponedelnik" (Tolyatti)	50 000,00
		LLC "Premier Ekspert " (Tolyatti)	145 000,00
		Publishing house "Gubernskie novosti" (Sakhalin)	543 888,00
		LLC " Editorial office "Sovetskiy Sakhalin "	300 025,00
		LLC " Editorial office "Krasnoe znamya" (Tomsk)	26 100,00
		LLC "Zap-Sib-Media" (Tomsk)	14 000,00
		ANO " Editorial office "Tulskaya pravda" (Tula)	42 000,00
		LLC " Editorial office independent people newspaper " (Moscow)	110 094,00
		LLC "EFG" (Moscow)	60 000,00
		LLC " Editorial office "My i gorod Serpukhov" (Moscow)	57 600,00
		LLC "Profmedia plus" (Saint-Petersburg)	19 360,00
		<b>In total</b>	<b>4 130 507,05</b>
3	Political Party "Liberal-democratic Party of Russia"	CJSC " Publishing house "Komsomolskaya pravda" (Moscow)	4 480 000,00
		CJSC Publishing house "Svobodnaya pressa" (Voronezh)	18 928,57
		LLC "Federal Press" (Sverdlovsk Region)	201 000,00
		<b>In total</b>	<b>4 699 928,57</b>
4	Political Party "PATRIOTS of RUSSIA"	CJSC " Publishing house "Komsomolskaya pravda" (Moscow)	670 000,00
		<b>In total</b>	<b>670 000,00</b>
5	All-Russia Political Party "RIGHT CAUSE"	CJSC " Publishing house "Komsomolskaya pravda" (Volgograd)	68 640,00
		LLC "Parallel invest"	450 000,00
		IP " Editorial office "Simbirskiy courier"	25 000,00
		<b>In total</b>	<b>543 640,00</b>
6	Political Party "FAIR RUSSIA"	OJSC "AS-Trast"	1 022 000,00
		LLC GTIK "OREOL-INFO" (Leningrad Region)	29 500,00
		<b>In total</b>	<b>1 051 500,00</b>

# item	The political parties	Television and radio broadcasting organizations	Cost (rub.)
7	Political Party "Russian United Democratic Party "YABLOKO"	ANO "RID "Novaya gazeta" (Moscow)	212 400,00
		LLC " Editorial office "Vechernaya Kazan" (Tatarstan)	66 000,00
		LLC " Editorial office "Den" (Izhevsk)	35 000,00
		Editorial office "Udmurtskaya pravda"	22 656,00
		LLC " Publishing house "Business-Case" (Vladivostok)	69 300,00
		LLC " Publishing company "Novaya" (Khabarovsk)	80 000,00
		LLC " Editorial office of newspaper "Velsk-Info" (Arkhangelsk)	74 600,00
		CJSC " Publishing house " Komsomolskaya pravda " (Vladimir)	26 000,00
		LLC " Publishing house "Vesta" (Penza)	25 650,00
		AHO "Lyubimaya gazeta" (Penza)	20 520,00
		CJSC " Publishing house "Zvezda" (Perm)	122 720,00
		LLC " Editorial office of newspaper "Sovetskiy Sakhalin "	65 000,00
		LLC "AllianceMediaUral" (Yekaterinburg)	15 100,00
		LLC "AiF-Yuzhniy Ural" (Chelyabinsk)	30 520,00
		CJSC " Publishing house " Komsomolskaya pravda " (Chelyabinsk)	13 625,00
		<b>In total</b>	<b>879 091,00</b>



Table 10. NOTICE OF MEDIA READINESS TO PROVIDE SERVICES  
TO PLACE CAMPAIGN MATERIALS

# item	Subject of Russian Federation	The number of TV organizations which have indicated their readiness to provide airtime (1) / TV channel (2)		The number of radio organiza- tions which have indicated their readiness to provide airtime (1) / radio channel (2)		The number of periodicals which have indicated their readiness to provide print space	The number of online media which have indicated their readi- ness to provide air time, print space
		1	2	1	2		
1	Adygei Republic	4	5	2	3	20	0
2	Altai Republic	2	2	5	5	15	0
3	Bashkortostan Republic	10	10	16	16	108	2
4	Buriat Republic	6	7	8	8	48	3
5	Daghestan Republic	8	9	8	9	22	0
6	Ingush Republic	1	1	1	1	2	0
7	Kabardino-Balkarian Republic	3	3	1	1	18	0
8	Kalmyk Republic	2	2	1	1	17	0
9	Karachaevo-Cherkess Republic	5	5	5	5	15	0
10	Karelian Republic	6	12	9	9	45	0
11	Komi Republic	5	5	7	7	37	0
12	Mari El Republic	1	1	1	1	23	0
13	Mordovian Republic	3	3	5	7	33	0
14	Yakutian (Sakha) Republic	7	9	13	13	50	1
15	North Ossetian Republic – Alania	3	4	3	4	15	0
16	Tatarstan Republic	17	19	22	25	118	3
17	Tyva Republic	2	2	3	3	12	0
18	Udmurt Republic	16	15	26	26	51	0
19	Khakass Republic	10	11	8	8	27	2
20	Chechen Republic	2	2	1	1	6	0
21	Chuvash Republic – Chavash Republic	6	12	7	10	50	0
22	Altai Territory	6	7	5	6	80	0
23	Zabaykalsky Territory	7	7	5	5	46	3
24	Kamchatka Territory	6	7	5	12	44	0
25	Krasnodar Territory	40	40	28	28	94	5
26	Krasnoyarsk Territory	43	46	22	40	116	8
27	Perm Territory	20		48		142	5

# item	Subject of Russian Federation	The number of TV organizations which have indicated their readiness to provide airtime (1) / TV channel (2)		The number of radio organiza- tions which have indicated their readiness to provide airtime (1) / radio channel (2)		The number of periodicals which have indicated their readiness to provide print space	The number of online media which have indicated their readi- ness to provide air time, print space
		1	2	1	2		
28	Primorski Territory	22	23	16	20	84	7
29	Stavropol Territory	11	14	21	28	56	1
30	Khabarovsk Territory	12	17	9	9	27	2
31	Amur Region	19	19	9	9	64	0
32	Arkhangelsk Region	8	8	2	2	52	3
33	Astrakhan Region	8	10	8	8	42	0
34	Belgorod Region	6	6	14	14	47	2
35	Bryansk Region	8	11	9	10	47	3
36	Vladimir Region	16	17	22	25	45	2
37	Volgograd Region	19	19	16	19	69	5
38	Vologda Region	5	5	10	10	30	2
39	Voronezh Region	15	17	24	27	68	2
40	Ivanovo Region	5	5	12	13	38	0
41	Irkutsk Region	30	34	32	34	107	8
42	Kaliningrad Region	5	5	14	15	40	1
43	Kaluga Region	8	10	5	21	55	1
44	Kemerovo Region	28	31	29	32	53	0
45	Kirov Region	7	9	11	13	75	1
46	Kostroma Region	5	7	8	10	37	2
47	Kurgan Region	8	9	7	8	35	2
48	Kursk Region	6	7	14	20	48	2
49	Leningrad Region	23	23	14	14	90	3
50	Lipetsk Region	8	10	8	8	41	7
51	Magadan Region	6	7	3	4	9	0
52	Moscow Region	45	45	25	25	112	4
53	Murmansk Region	11	11	15	24	25	1
54	Nizhni Novgorod Region	16	17	27	32	112	1
55	Novgorod Region	5	6	9	11	40	1
56	Novosibirsk Region	11	12	17	17	87	2

# item	Subject of Russian Federation	The number of TV organizations which have indicated their readiness to provide airtime (1) / TV channel (2)		The number of radio organizations which have indicated their readiness to provide airtime (1) / radio channel (2)		The number of periodicals which have indicated their readiness to provide print space	The number of online media which have indicated their readiness to provide air time, print space
		1	2	1	2		
57	Omsk Region	7	1	8	1	39	2
58	Orenburg Region	29	45			74	0
59	Orel Region	12	12	11	11	45	1
60	Penza Region	4	4	3	3	64	1
61	Pskov Region	6	6	11	15	52	6
62	Rostov Region	25	31	24	28	68	5
63	Ryazan Region	17	18	15	15	40	2
64	Samara Region	20	22	31	39	97	2
65	Saratov Region	4	5	17	17	73	10
66	Sakhalin Region	3	5	2	2	21	1
67	Sverdlovsk Region	45	48	58	68	198	18
68	Smolensk Region	8	13	6	6	44	0
69	Tambov Region	7	10	7	13	39	1
70	Tver Region	18	20	26	28	82	0
71	Tomsk Region	10	10	19	19	49	2
72	Tula Region	8	8	10	10	39	0
73	Tyumen Region	20	22	24	35	63	2
74	Ulyanovsk Region	7	10	17	21	45	4
75	Chelyabinsk Region	14	14	25	25	52	0
76	Yaroslavl Region	8	8	11	11	43	2
77	Moscow City	4	4	17	17	14	1
78	Saint-Petersburg City	9	9	19	19	68	7
79	Jewish Autonomous Region	3	3	1	2	5	2
80	Nenets Autonomous area	2	3	2	2	2	0
81	Khanty - Mansi Autonomous area – Yugra	17	18	8	8	30	0
82	Chukot Autonomous area	2	1	1	1	1	0
83	Yamalo-Nenetski Autonomous area	15	15	7	7	18	0
<b>Total</b>		<b>941</b>	<b>1025</b>	<b>1055</b>	<b>1159</b>	<b>4254</b>	<b>166</b>

*Appendix 6 to the Chapter 7***Provision of services for the production of  
printed campaign materials**

# item	Subject of Russian Federation	The number of notifications about the amount and other terms of payment for work or services for the production of printed campaign materials received by the election commissions of subjects of the Russian Federation of	
		printing organizations	individual businessmen
1	Adygei Republic	10	3
2	Altai Republic	16	4
3	Bashkortostan Republic	38	2
4	Buriat Republic	27	3
5	Daghestan Republic	11	3
6	Ingush Republic	2	0
7	Kabardino-Balkarian Republic	6	3
8	Kalmyk Republic	6	3
9	Karachaevo-Cherkess Republic	2	2
10	Karelian Republic	22	5
11	Komi Republic	15	0
12	Mari El Republic	12	6
13	Mordovian Republic	11	0
14	Yakutian (Sakha) Republic	48	11
15	North Ossetian Republic – Alania	9	2
16	Tatarstan Republic	38	7
17	Tyva Republic	12	2
18	Udmurt Republic	31	10
19	Khakass Republic	23	4
20	Chechen Republic	3	1
21	Chuvash Republic – Chavash Republic	26	11
22	Altai Territory	30	2
23	Zabaykalsky Territory	17	3
24	Kamchatka Territory	10	5
25	Krasnodar Territory	40	9
26	Krasnoyarsk Territory	88	14
27	Perm Territory	75	26
28	Primorski Territory	50	10
29	Stavropol Territory	32	10
30	Khabarovsk Territory	6	28
31	Amur Region	18	7
32	Arkhangelsk Region	33	5
33	Astrakhan Region	31	4
34	Belgorod Region	36	7
35	Bryansk Region	23	2
36	Vladimir Region	23	6
37	Volgograd Region	48	10
38	Vologda Region	32	4
39	Voronezh Region	51	11
40	Ivanovo Region	36	7
41	Irkutsk Region	61	7
42	Kaliningrad Region	28	4

# item	Subject of Russian Federation	The number of notifications about the amount and other terms of payment for work or services for the production of printed campaign materials received by the election commissions of subjects of the Russian Federation of	
		printing organizations	individual businessmen
43	Kaluga Region	19	7
44	Kemerovo Region	23	8
45	Kirov Region	41	3
46	Kostroma Region	36	9
47	Kurgan Region	20	7
48	Kursk Region	32	22
49	Leningrad Region	77	13
50	Lipetsk Region	33	4
51	Magadan Region	9	3
52	Moscow Region	38	3
53	Murmansk Region	20	6
54	Nizhni Novgorod Region	97	9
55	Novgorod Region	19	3
56	Novosibirsk Region	79	3
57	Omsk Region	58	12
58	Orenburg Region	66	19
59	Orel Region	31	10
60	Penza Region	20	4
61	Pskov Region	26	4
62	Rostov Region	35	15
63	Ryazan Region	28	10
64	Samara Region	91	4
65	Saratov Region	56	10
66	Sakhalin Region	12	3
67	Sverdlovsk Region	131	30
68	Smolensk Region	13	6
69	Tambov Region	20	2
70	Tver Region	39	6
71	Tomsk Region	49	3
72	Tula Region	34	4
73	Tyumen Region	82	5
74	Ulyanovsk Region	23	8
75	Chelyabinsk Region	63	8
76	Yaroslavl Region	25	12
77	Moscow City	48	0
78	Saint-Petersburg City	111	3
79	Jewish Autonomous Region	5	11
80	Nenets Autonomous area	6	0
81	Khanty-Mansi Autonomous area – Yugra	48	6
82	Chukot Autonomous area	2	0
83	Yamalo-Nenetski Autonomous area	30	6
<b>Total</b>		<b>2831</b>	<b>564</b>



### Information on the number and circulation election campaign materials produced by political parties and its regional offices and submitted to the relevant election commission

Table 1. INFORMATION ABOUT TOTAL NUMBERS AND CIRCULATIONS ELECTION CAMPAIGN MATERIALS

# item	Subject of Russian Federation	Political Party "FAIR RUSSIA"		Political Party "Liberal- democratic Party of Russia"		Political Party "PATRIOTS of RUSSIA"		Political Party "Communist Party of the Russian Federation"		Political Party "Russian United Democratic Party "YABLOKO"		All-Russia Political Party "UNITED RUSSIA"		All-Russia Political Party "RIGHT CAUSE"	
		Q-ty	circulation	Q-ty	circulation	Q-ty	circulation	Q-ty	circulation	Q-ty	circulation	Q-ty	circulation	Q-ty	circulation
	Russian Federation	34	19807610	39	24295200	0	0	81	11951256	278	12068286	190	22487708	1	5000
1	Adygei Republic	0	0	4	55006	1	12300	12	190009	0	0	18	149213	0	0
2	Altai Republic	4	26400	4	106300	0	0	4	0	0	0	9	1955500	0	0
3	Bashkortostan Republic	27	19400018	2	202000	2	35000	18	2248520	0	0	58	7698165	1	100000
4	Buriat Republic	40	1235413	3	50003	33	403657	58	1928087	0	0	51	2278096	0	0
5	Daghestan Republic	0	0	3	20002	2	2	12	3997012	0	0	29	560626	0	0
6	Ingush Republic	0	0	4	13	0	0	0	0	0	0	10	14	0	0
7	Kabardino-Balkarian Republic	6	4001	4	19800000	0	0	11	40032	3	599000	22	612033	10	12027
8	Kalmyk Republic	4	3790000	2	60000	2	4000	37	5022132	4	1081000	44	416637	0	0
9	Karachaevo-Cherkess Republic	0	0	0	0	0	0	1	10	0	0	5	114740	0	0
10	Karelian Republic	12	400978	2	150028	0	0	0	0	0	0	5	27051	3	528700
11	Komi Republic	8	3441005	4	500006	2	20000	59	310351	0	0	29	1098902	0	0
12	Mari El Republic	17	455501	10	10108326	2	21000	10	350018	0	0	17	774075	0	0
13	Mordovian Republic	11	61320507	9	127123	1	2	1	2	0	0	15	703603	0	0
14	Yakutian (Sakha) Republic	52	411161	9	248011	0	0	12	343003	0	0	121	1901057	0	0
15	North Ossetian Republic – Alania	6	56500	0	0	0	0	11	294000	0	0	14	92284	0	0
16	Tatarstan Republic	31	14308500	0	0	1	15000	6	645001	1	10000	54	3736905	4	534000
17	Tyva Republic	3	25009	2	11	3	15004	6	62008	2	9	14	622657	2	2
18	Udmurt Republic	35	12750027	24	1864013	7	130005	11	1080000	0	0	54	3053597	0	0
19	Khakass Republic	14	9760008	19	14814013	7	30006	50	1011687	2	470000	43	939920	0	0
20	Chechen Republic	0	0	0	0	0	0	1	40	0	0	0	0	0	0
21	Chuvash Republic – Chavash Republic	21	4515371	8	15000032	0	0	34	7627200	0	0	13	296066	0	0
22	Altai Territory	18	2610016	8	1475028	0	0	10	4900000	0	0	258	4787946	0	0
23	Zabaykalsky Territory	7	3795000	0	0	0	0	0	0	0	0	0	0	0	0
24	Kamchatka Territory	1	1	0	0	0	0	8	80002	6	28074	38	694013	0	0

# item	Subject of Russian Federation	Political Party "FAIR RUSSIA"		Political Party "Liberal- democratic Party of Russia"		Political Party "PATRIOTS of RUSSIA"		Political Party "Communist Party of the Russian Federation"		Political Party "Russian United Democratic Party "YABLOKO"		All-Russia Political Party "UNITED RUSSIA"		All-Russia Political Party "RIGHT CAUSE"	
		Q-ty	circulation	Q-ty	circulation	Q-ty	circulation	Q-ty	circulation	Q-ty	circulation	Q-ty	circulation	Q-ty	circulation
25	Krasnodar Territory	30	808800	4	250036	5	83502	14	1405000	1	100000	27	718514	0	0
26	Krasnoyarsk Territory	21	1860711	0	0	2	50000	4	900000	0	0	21	107800	1	1
27	Perm Territory	0	0	0	0	4	105002	34	1329527	0	0	84	10808041	0	0
28	Primorski Territory	11	1402012	0	0	0	0	12	119050	0	0	10	595894	0	0
29	Stavropol Territory	0	0	2	121000	2	36000	3	650000	0	0	22	3557672	0	0
30	Khabarovsk Territory	6	110078	4	180007	4	28002	8	4977057	0	0	15	501548	0	0
31	Amur Region	0	0	12	38	4	36502	0	0	0	0	0	0	1	3
32	Arkhangelsk Region	113	6285204	6	47601	0	0	3	126000	0	0	23	1421800	0	0
33	Astrakhan Region	21	856000	0	0	0	0	1	1	0	0	8	390020	0	0
34	Belgorod Region	16	2216540	16	485029	2	14001	33	1120515	0	0	111	1789412	0	0
35	Bryansk Region	26	4033443	8	51068	4	44050	11	172000	0	0	74	1945222	0	0
36	Vladimir Region	17	1382515	4	180016	0	0	26	4287334	1	5000	22	1747567	0	0
37	Vologograd Region	26	16540049	10	1250010	0	0	23	8771000	1	200	19	3707271	0	0
38	Vologda Region	53	3106464	4	14801000	0	0	15	3891293	4	1339000	96	10879777	0	0
39	Voronezh Region	20	11420000	7	1005115	0	0	22	503340	0	0	135	5244058	0	0
40	Ivanovo Region	17	5003121	5	420014	1	10000	12	720061	0	0	84	1103556	0	0
41	Irkutsk Region	18	17536038	21	2706088	2	60000	34	2340044	0	0	78	3662414	0	0
42	Kaliningrad Region	3	253000	2	100003	3	55005	7	541551	0	0	17	5729533	0	0
43	Kaluga Region	30	2165525	6	200005	3	59000	14	505170	0	0	44	191185	0	0
44	Kemerovo Region	4	500000	14	341151	4	77000	27	6415001	2	350000	44	3814883	0	0
45	Kirov Region	63	17990106	26	275094	2	11000	23	725133	0	0	32	5026207	0	0
46	Kostroma Region	17	873354	11	292514	2	25000	30	234240	3	1109000	76	2205513	0	0
47	Kurgan Region	14	800017	2	200000	5	188000	14	710030	0	0	59	3317487	0	0
48	Kursk Region	31	2071757	9	298029	1	15000	13	329530	0	0	31	835202	0	0
49	Leningrad Region	3	6000052	1	155007	0	0	1	1873000	0	0	9	1262696	0	0
50	Lipetsk Region	0	0	4	33	2	12000	9	3870002	0	0	17	6047587	0	0
51	Magadan Region	1	500000	12	152006	4	22400	32	868806	0	0	61	728942	0	0
52	Moscow Region	42	10584779	0	0	0	0	0	0	0	0	15	2285308	0	0
53	Murmansk Region	6	255000	3	171000	1	10000	24	24	0	0	26	331711	0	0
54	Nizhni Novgorod Region	1	40	3	32	0	0	1	80	0	0	2	115	0	0
55	Novgorod Region	19	1700062	18	30378	0	0	2	3	0	0	8	883088	0	0

# item	Subject of Russian Federation	Political Party "FAIR RUSSIA"		Political Party "Liberal- democratic Party of Russia"		Political Party "PATRIOTS of RUSSIA"		Political Party "Communist Party of the Russian Federation"		Political Party "Russian United Democratic Party "YABLOKO"		All-Russia Political Party "UNITED RUSSIA"		All-Russia Political Party "RIGHT CAUSE"	
		Q-ty	circulation	Q-ty	circulation	Q-ty	circulation	Q-ty	circulation	Q-ty	circulation	Q-ty	circulation	Q-ty	circulation
56	Novosibirsk Region	51	2065676	3	55100	6	245100	61	9853430	1	50000	77	6783447	0	0
57	Omsk Region	35	432226	13	277222	10	86002	29	8405563	0	0	128	10662336	0	0
58	Orenburg Region	49	3906759	67	3454950	3	85000	29	1052152	0	0	101	2882143	0	0
59	Orel Region	4	330161	0	0	0	0	7	175015	0	0	14	955762	0	0
60	Penza Region	0	0	24	220012	0	0	0	0	0	0	66	1590656	0	0
61	Pskov Region	16	9823500	0	0	0	0	3	5	0	0	4	655000	0	0
62	Rostov Region	20	4168706	7	115007	2	320000	7	1510000	0	0	57	3505385	9	310020
63	Ryazan Region	27	21000091	12	27500810	2	30000	6	347004	0	0	38	1783867	0	0
64	Samara Region	7	3602000	9	70065	0	0	36	4402550	0	0	28	1322085	0	0
65	Saratov Region	68	3085015	27	375602	1	100000	37	3419023	0	0	68	4340811	0	0
66	Sakhalin Region	1	500	4	55508	0	0	3	97202	0	0	5	229284	0	0
67	Sverdlovsk Region	0	0	1	600000	0	0	0	0	0	0	9	8165702	0	0
68	Smolensk Region	8	1018132	4	22009	3	12000	3	421202	0	0	9	2495924	0	0
69	Tambov Region	8	1320021	6	424000	2	13000	15	5590016	0	0	18	3023126	0	0
70	Tver Region	17	3630131	11	200027	2	28000	3	150005	0	0	68	4290158	0	0
71	Tomsk Region	1	2000	0	0	0	0	7	1900002	0	0	23	213027	0	0
72	Tula Region	1	1	5	5	0	0	2	2	0	0	20	42	0	0
73	Tyumen Region	17	53013	0	0	0	0	10	10	0	0	7	50001	2	2
74	Ulyanovsk Region	36	4097659	15	61004	2	37000	15	1740036	0	0	96	5965627	0	0
75	Chelyabinsk Region	21	682252	30	14410221	1	20000	21	3776083	0	0	27	4566355	0	0
76	Yaroslavl Region	6	1100300	5	121155	2	20200	15	1065044	0	0	50	6890958	0	0
77	Moscow City	5	9993301	0	0	1	57000	3	6200018	0	0	8	12389000	0	0
78	Saint-Petersburg City	52	860000	3	44059	0	0	0	0	0	0	3	1800000	0	0
79	Jewish Autonomous Region	4	5010	4	13004	2	19000	8	2266000	0	0	20	66265	0	0
80	Nenets Autonomous area	0	0	0	0	0	0	13	583007	0	0	24	63315	0	0
81	Khanty-Mansi Autonomous area – Yugra	2	150022	1	600002	0	0	0	0	0	0	1	721950	0	0
82	Chukotka Autonomous area	0	0	0	0	0	0	10	8325004	0	0	48	37051	0	0
83	Yamalo-Nenetski Autonomous area	0	0	13	593000	0	0	7	116004	0	0	26	348015	0	0
In total in the subjects of the Russian Federation		1402	325886559	509	137504951	159	2699742	1174	138908283	31	5141283	3234	199150415	33	1484755
Total		1436	345694169	638	161800151	159	2699742	1255	150859539	309	17209569	3424	221638123	34	1489755

Table 2. INFORMATION ON THE NUMBER AND THE QUANTITY OF PRINTED ELECTION CAMPAIGN MATERIALS

# item	Subject of Russian Federation	Political Party "FAIR RUSSIA"		Political Party "Liberal- democratic Party of Russia"		Political Party "PATRIOTS of RUSSIA"		Political Party "Communist Party of the Russian Federation"		Political Party "Russian United Democratic Party "YABLOKO"		All-Russia Political Party "UNITED RUSSIA"		All-Russia Political Party "RIGHT CAUSE"	
		Q-ty	circulation	Q-ty	circulation	Q-ty	circulation	Q-ty	circulation	Q-ty	circulation	Q-ty	circulation	Q-ty	circulation
	Russian Federation	34	19807610	39	24295200	0	0	75	11947253	167	11868127	172	22462462	1	5000
1	Adygei Republic			2	55000	1	12300	7	190000			10	149200		
2	Altai Republic	4	26400	4	106300			4				8	1955000		
3	Bashkortostan Republic	22	19400000	2	202000	2	35000	18	2248520			29	7697300	1	100000
4	Buriat Republic	40	1235413	3	50003	31	403627	58	1928087			51	2278096		
5	Daghestan Republic			1	20000			11	3997010			28	560625		
6	Ingush Republic			2	12							5	13		
7	Kabardino-Balkarian Republic	5	4000	4	19800000			8	30030	3	599000	16	517032	5	6027
8	Kalmyk Republic	4	3790000	2	60000	2	4000	22	5022000	4	1081000	32	416625		
9	Karachaevo-Cherkess Republic							1	10			5	114740		
10	Karelian Republic	4	400970	1	150000							4	27050	3	528700
11	Komi Republic	8	3441005	3	500000	2	20000	17	310300			13	1092500		
12	Mari El Republic	10	372000	3	10095000	2	21000	6	350000			6	579000		
13	Mordovian Republic	5	61320000	5	127006	1	2					13	703600		
14	Yakutian (Sakha) Republic	35	411144	9	248011			12	343003			100	1901036		
15	North Ossetian Republic – Alania	6	56500					11	294000			5	92000		
16	Tatarstan Republic	31	14308500			1	15000	5	645000	1	10000	20	3734900	4	534000
17	Tyva Republic	1	25000			1	15000	4	62005			12	622591		
18	Udmurt Republic	8	12750000	11	1864000	2	130000	11	1080000			27	3053570		
19	Khakass Republic	6	9760000	6	14814000	1	30000	43	1011680	2	470000	34	939271		
20	Chechen Republic							1	40						
21	Chuvash Republic – Chavash Republic	10	4515360	8	15000032			34	7627200			13	296066		
22	Altai Territory	16	2610000	7	1475000			10	4900000			208	4750700		
23	Zabaykalsky Territory	7	3795000												
24	Kamchatka Territory							6	80000	6	28074	38	694013		
25	Krasnodar Territory	26	788770	1	250000	4	83500	14	1405000	1	100000	15	717900		
26	Krasnoyarsk Territory	14	1860700			2	50000	4	900000			9	107500		
27	Perm Territory					2	105000	33	1329526			61	10808018		
28	Primorski Territory	10	1402011					12	119050			9	595889		

# item	Subject of Russian Federation	Political Party "FAIR RUSSIA"		Political Party "Liberal- democratic Party of Russia"		Political Party "PATRIOTS of RUSSIA"		Political Party "Communist Party of the Russian Federation"		Political Party "Russian United Democratic Party "YABLOKO"		All-Russia Political Party "UNITED RUSSIA"		All-Russia Political Party "RIGHT CAUSE"	
		Q-ty	circulation	Q-ty	circulation	Q-ty	circulation	Q-ty	circulation	Q-ty	circulation	Q-ty	circulation	Q-ty	circulation
29	Stavropol Territory			2	121000	2	36000	3	650000			21	3557671		
30	Khabarovsk Territory	6	110078	4	180007	2	28000	8	4977057			15	501548		
31	Amur Region					3	36443								
32	Arkhangelsk Region	65	6284995	4	37600			2	125000			23	1421800		
33	Astrakhan Region	21	856000									8	390020		
34	Belgorod Region	12	2216535	12	485025	1	14000	24	1120506			100	1789401		
35	Bryansk Region	17	4033400	7	51067	4	44050	10	171000			67	1945212		
36	Vladimir Region	17	1382515	3	180015			22	4287031	1	5000	22	1747567		
37	Volograd Region	25	16540000	8	1230000			22	7670000	1	200	7	2304000		
38	Vologda Region	44	3077959	4	14801000			11	1891260	4	1339000	93	10855276		
39	Voronezh Region	20	11420000	7	1005115			21	503339			134	5244057		
40	Ivanovo Region	16	4903121	5	420014	1	10000	12	720061			84	1103556		
41	Irkutsk Region	18	17536038	21	2706088	2	60000	34	2340044			69	3662400		
42	Kaliningrad Region	3	253000	1	100000	1	55000	4	530014			15	5729500		
43	Kaluga Region	30	2165525	6	200005	3	59000	14	505170			43	190185		
44	Kemerovo Region	4	500000	3	311000	4	77000	15	2365000	2	350000	38	3814600		
45	Kirov Region	29	17990000	14	275000	2	11000	9	725000			17	5026000		
46	Kostroma Region	13	873350	4	292500	2	25000	24	234200	3	1109000	62	2205400		
47	Kurgan Region	9	800000	2	200000	5	188000	9	710025			37	3317300		
48	Kursk Region	30	2071756	5	298025	1	15000	10	329527			26	834896		
49	Leningrad Region	1	6000000	1	155007			1	1873000			1	1260000		
50	Lipetsk Region					2	12000	7	3870000			8	6023500		
51	Magadan Region	1	500000	11	152005	4	22400	32	868806			31	724916		
52	Moscow Region	22	10584000									8	2285000		
53	Murmansk Region	6	255000	3	171000	1	10000					17	331600		
54	Nizhni Novgorod Region	1	40	1	30			1	80			1	100		
55	Novgorod Region	14	1700055	8	30050							5	883000		
56	Novosibirsk Region	51	2065676	3	55100	6	245100	61	9853430	1	50000	73	6783391		
57	Omsk Region	27	432209	10	269716	9	86000	29	8405563			126	10662312		
58	Orenburg Region	40	3906743	67	3454950	3	85000	29	1052152			84	2882111		
59	Orel Region	2	330000					1	175000			9	955000		



# item	Subject of Russian Federation	Political Party "FAIR RUSSIA"		Political Party "Liberal- democratic Party of Russia"		Political Party "PATRIOTS of RUSSIA"		Political Party "Communist Party of the Russian Federation"		Political Party "Russian United Democratic Party "YABLOKO"		All-Russia Political Party "UNITED RUSSIA"		All-Russia Political Party "RIGHT CAUSE"	
		Q-ty	circulation	Q-ty	circulation	Q-ty	circulation	Q-ty	circulation	Q-ty	circulation	Q-ty	circulation	Q-ty	circulation
60	Penza Region			16	220000							52	1590560		
61	Pskov Region	16	9823500					1	3			4	655000		
62	Rostov Region	12	3868000	4	115000	2	320000	7	1510000			47	3505000	6	310000
63	Ryazan Region	21	21000081	10	27500800	2	30000	5	347000			23	1783700		
64	Samara Region	7	3602000	9	70065			35	4402549			28	1322085		
65	Saratov Region	53	3085000	15	375590	1	100000	14	3419000			37	4340280		
66	Sakhalin Region	1	500	3	55507			1	97200			5	229284		
67	Sverdlovsk Region			1	600000							9	8165702		
68	Smolensk Region	6	1018122	4	22009	3	12000	3	421202			6	2494911		
69	Tambov Region	6	1320000	6	424000	2	13000	12	5590000			9	3023000		
70	Tver Region	13	3630050	2	200000	2	28000	1	150000			59	4184848		
71	Tomsk Region	1	2000					5	1900000			23	213027		
72	Tula Region	1	1	5	5			2	2			20	42		
73	Tyumen Region	10	53006									6	50000		
74	Ulyanovsk Region	20	4097033	4	60900	2	37000	10	1740001			57	5965153		
75	Chelyabinsk Region	16	682247	30	14410221	1	20000	21	3776083			27	4566355		
76	Yaroslavl Region	6	1100300	4	121154	2	20200	13	1065039			50	6890958		
77	Moscow City	4	9993300			1	57000	3	6200018			8	12389000		
78	Saint-Petersburg City	52	860000	3	44059							3	1800000		
79	Jewish Autonomous Region	2	5000	3	13003	2	19000	8	2266000			19	66264		
80	Nenets Autonomous area							7	583001			15	63280		
81	Khanty - Mansi Autonomous area – Yugra	1	150021	1	600002							1	721950		
82	Chukot Autonomous area							5	6325000			8	37000		
83	Yamalo-Nenetski Autonomous area			13	593000			3	116000			16	348005		
	<b>In total in the subjects of the Russian Federation</b>	<b>1064</b>	<b>325350929</b>	<b>423</b>	<b>137422998</b>	<b>132</b>	<b>2699622</b>	<b>923</b>	<b>129732824</b>	<b>29</b>	<b>5141274</b>	<b>2547</b>	<b>197240958</b>	<b>19</b>	<b>1478727</b>
	<b>Total</b>	<b>1098</b>	<b>345158539</b>	<b>462</b>	<b>161718198</b>	<b>132</b>	<b>2699622</b>	<b>998</b>	<b>141680077</b>	<b>196</b>	<b>17009401</b>	<b>2719</b>	<b>219703420</b>	<b>20</b>	<b>1483727</b>

Table 3. INFORMATION ON THE NUMBER AND THE QUANTITY AUDIOVISUAL MATERIALS OF ELECTION CAMPAIGN

# item	Subject of Russian Federation	Political Party "FAIR RUSSIA"		Political Party "Liberal-democratic Party of Russia"		Political Party "PATRIOTS of RUSSIA"		Political Party "Communist Party of the Russian Federation"		Political Party "Russian United Democratic Party "YABLOKO"		All-Russian Political Party "UNITED RUSSIA"		All-Russian Political Party "RIGHT CAUSE"	
		Q-ty	circulation	Q-ty	circulation	Q-ty	circulation	Q-ty	circulation	Q-ty	circulation	Q-ty	circulation	Q-ty	circulation
	Russian Federation	0	0	0	0	0	0	0	0	108	108	2	2	0	0
1	Adygei Republic														
2	Altai Republic														
3	Bashkortostan Republic														
4	Buriat Republic														
5	Daghestan Republic			1	1	1	1	1	2			1	1		
6	Ingush Republic			2	1							5	1		
7	Kabardino-Balkarian Republic	1	1					1	1			1	1		
8	Kalmyk Republic							10	10			12	12		
9	Karachaevo-Cherkess Republic														
10	Karelian Republic	7	7												
11	Komi Republic							28	28						
12	Mari El Republic											1	3		
13	Mordovian Republic	2	5												
14	Yakutian (Sakha) Republic	17	17									21	21		
15	North Ossetian Republic – Alania											2	4		
16	Tatarstan Republic														
17	Tyva Republic	1	5	1	7	1	2	1	2	1	4	1	33	1	1
18	Udmurt Republic	6	6	1	1	2	2					6	6		
19	Khakass Republic			8	8	6	6								
20	Chechen Republic														
21	Chuvash Republic – Chavash Republic														
22	Altai Territory											5	5		
23	Zabaykalsky Territory														
24	Kamchatka Territory														
25	Krasnodar Territory	1	10 000												
26	Krasnoyarsk Territory	2	2												
27	Perm Territory					2	2					23	23		
28	Primorski Territory											1	5		

# item	Subject of Russian Federation	Political Party "FAIR RUSSIA"		Political Party "Liberal-democratic Party of Russia"		Political Party "PATRIOTS of RUSSIA"		Political Party "Communist Party of the Russian Federation"		Political Party "Russian United Democratic Party "YABLOKO"		All-Russian Political Party "UNITED RUSSIA"		All-Russian Political Party "RIGHT CAUSE"	
		Q-ty	circulation	Q-ty	circulation	Q-ty	circulation	Q-ty	circulation	Q-ty	circulation	Q-ty	circulation	Q-ty	circulation
29	Stavropol Territory											1	1		
30	Khabarovsk Territory														
31	Amur Region			10	10										
32	Arkhangelsk Region	8	35	1	1										
33	Astrakhan Region							1	1						
34	Belgorod Region	3	4	4	4	1	1	5	5			8	8		
35	Bryansk Region	5	5									5	6		
36	Vladimir Region							3	3						
37	Vologograd Region			1	1							1	1		
38	Vologda Region	3	5					1	8			1	1		
39	Voronezh Region							1	1			1	1		
40	Ivanovo Region														
41	Irkutsk Region											5	10		
42	Kaliningrad Region					1	2	1	32			1	25		
43	Kaluga Region														
44	Kemerovo Region			2	3										
45	Kirov Region	11	11	1	1			1	1			7	7		
46	Kostroma Region			1	1										
47	Kurgan Region							5	5						
48	Kursk Region	1	1	2	2			3	3						
49	Leningrad Region	2	52									7	196		
50	Lipetsk Region							2	2			8	8		
51	Magadan Region			1	1							25	25		
52	Moscow Region											1	6		
53	Murmansk Region							23	23						
54	Nizhni Novgorod Region			1	1							1	15		
55	Novgorod Region			9	28										
56	Novosibirsk Region														
57	Omsk Region	7	13	2	7501	1	2					2	24		
58	Orenburg Region	8	8									16	16		
59	Orel Region	1	1					3	5						

# item	Subject of Russian Federation	Political Party "FAIR RUSSIA"		Political Party "Liberal- democratic Party of Russia"		Political Party "PATRIOTS of RUSSIA"		Political Party "Communist Party of the Russian Federation"		Political Party "Russian United Democratic Party "YABLOKO"		All-Russia Political Party "UNITED RUSSIA"		All-Russia Political Party "RIGHT CAUSE"	
		Q-ty	circulation	Q-ty	circulation	Q-ty	circulation	Q-ty	circulation	Q-ty	circulation	Q-ty	circulation	Q-ty	circulation
60	Penza Region			3	3							8	8		
61	Pskov Region							1	1						
62	Rostov Region											1	3		
63	Ryazan Region		2	1	1							2	12		
64	Samara Region							1	1						
65	Saratov Region	6	6	4	4			2	10			1	1		
66	Sakhalin Region							1	1						
67	Sverdlovsk Region														
68	Smolensk Region	1	4									1	5		
69	Tambov Region	1	1					2	10						
70	Tver Region							1	1						
71	Tomsk Region							1	1						
72	Tula Region														
73	Tyumen Region	3	3					10	10					2	2
74	Ulyanovsk Region			1	1										
75	Chelyabinsk Region	2	2												
76	Yaroslavl Region			1	1			2	5						
77	Moscow City	1	1												
78	Saint-Petersburg City														
79	Jewish Autonomous Region														
80	Nenets Autonomous area											5	5		
81	Khanty-Mansi Autonomous area – Yugra	1	1												
82	Chukotka Autonomous area							2	2			21	21		
83	Yamalo-Nenetski Autonomous area							4	4			10	10		
	<b>In total in the subjects of the Russian Federation</b>	<b>103</b>	<b>10198</b>	<b>58</b>	<b>7582</b>	<b>15</b>	<b>18</b>	<b>126</b>	<b>179</b>	<b>1</b>	<b>4</b>	<b>218</b>	<b>530</b>	<b>3</b>	<b>3</b>
	<b>Total</b>	<b>103</b>	<b>10198</b>	<b>58</b>	<b>7582</b>	<b>15</b>	<b>18</b>	<b>126</b>	<b>179</b>	<b>109</b>	<b>112</b>	<b>220</b>	<b>532</b>	<b>3</b>	<b>3</b>





[illegible]

# item	Subject of Russian Federation	Political Party "FAIR RUSSIA"		Political Party "Liberal- democratic Party of Russia"		Political Party "PATRIOTS of RUSSIA"		Political Party "Communist Party of the Russian Federation"		Political Party "Russian United Democratic Party "YABLOKO"		All-Russian Political Party "UNITED RUSSIA"		All-Russian Political Party "RIGHT CAUSE"	
		Q-ty	circulation	Q-ty	circulation	Q-ty	circulation	Q-ty	circulation	Q-ty	circulation	Q-ty	circulation	Q-ty	circulation
60	Penza Region														
61	Pskov Region							1	1						
62	Rostov Region														
63	Ryazan Region											1	12		
64	Samara Region														
65	Saratov Region	6	6	1	1			12	12						
66	Sakhalin Region														
67	Sverdlovsk Region														
68	Smolensk Region	1	6									1	8		
69	Tambov Region														
70	Tver Region														
71	Tomsk Region							1	1						
72	Tula Region														
73	Tyumen Region	4	4												
74	Ulyanovsk Region														
75	Chelyabinsk Region	2	2												
76	Yaroslavl Region														
77	Moscow City														
78	Saint-Petersburg City														
79	Jewish Autonomous Region														
80	Nenets Autonomous area														
81	Khanty-Mansi Autonomous area – Yugra														
82	Chukot Autonomous area							2	2			6	6		
83	Yamalo-Nenetski Autonomous area														
In total in the subjects of the Russian Federation		50	61	25	34	8	11	36	60	1	5	40	90	1	1
Total		50	61	25	34	8	11	38	2060	1	5	40	90	1	1

[illegible]

# item	Subject of Russian Federation	Political Party "FAIR RUSSIA"		Political Party "Liberal- democratic Party of Russia"		Political Party "PATRIOTS of RUSSIA"		Political Party "Communist Party of the Russian Federation"		Political Party "Russian United Democratic Party "YABLOKO"		All-Russia Political Party "UNITED RUSSIA"		All-Russia Political Party "RIGHT CAUSE"	
		Q-ty	circulation	Q-ty	circulation	Q-ty	circulation	Q-ty	circulation	Q-ty	circulation	Q-ty	circulation	Q-ty	circulation
29	Stavropol Territory														
30	Khabarovsk Territory														
31	Amur Region			2	28	1	59							1	3
32	Arkhangelsk Region	40	174	1	10000			1	1000						
33	Astrakhan Region														
34	Belgorod Region														
35	Bryansk Region	4	38	1	1			1	1000			2	4		
36	Vladimir Region			1	1			1	300						
37	Vologograd Region	1	49	1	20009			1	1101000			11	1403270		
38	Vologda Region	6	28500					2	2000009			2	24500		
39	Voronezh Region														
40	Ivanovo Region	1	100000												
41	Irkutsk Region											4	4		
42	Kaliningrad Region			1	3			1	11496			1	8		
43	Kaluga Region											1	1000		
44	Kemerovo Region			7	30144			11	4050000			6	283		
45	Kirov Region	23	95	11	93			13	132			8	200		
46	Kostroma Region	4	4	6	13			6	40			14	113		
47	Kurgan Region	5	17									22	187		
48	Kursk Region			2	2							5	306		
49	Leningrad Region											1	2500		
50	Lipetsk Region			2	31							1	24079		
51	Magadan Region											4	4000		
52	Moscow Region	20	779									6	302		
53	Murmansk Region											9	111		
54	Nizhni Novgorod Region														
55	Novgorod Region	4	6	1	300							3	88		
56	Novosibirsk Region											4	56		
57	Omsk Region														
58	Orenburg Region	1	8									1	16		
59	Orel Region	1	160					3	10			5	762		

# item	Subject of Russian Federation	Political Party "FAIR RUSSIA"		Political Party "Liberal- democratic Party of Russia"		Political Party "PATRIOTS of RUSSIA"		Political Party "Communist Party of the Russian Federation"		Political Party "Russian United Democratic Party "YABLOKO"		All-Russian Political Party "UNITED RUSSIA"		All-Russian Political Party "RIGHT CAUSE"	
		Q-ty	circulation	Q-ty	circulation	Q-ty	circulation	Q-ty	circulation	Q-ty	circulation	Q-ty	circulation	Q-ty	circulation
60	Penza Region			5	9							6	88		
61	Pskov Region														
62	Rostov Region	8	300706	3	7							9	382	3	20
63	Ryazan Region	4	8	1	9			1	4			12	143		
64	Samara Region														
65	Saratov Region	3	3	7	7							30	530		
66	Sakhalin Region			1	1			1	1						
67	Sverdlovsk Region														
68	Smolensk Region											1	1000		
69	Tambov Region	1	20					1	6			9	126		
70	Tver Region	4	81	9	27			1	4			9	105310		
71	Tomsk Region														
72	Tula Region														
73	Tyumen Region											1	1		
74	Ulyanovsk Region	16	626	10	103			5	35			39	474		
75	Chelyabinsk Region	1	1												
76	Yaroslavl Region														
77	Moscow City														
78	Saint-Petersburg City														
79	Jewish Autonomous Region	2	10	1	1							1	1		
80	Nenets Autonomous area							6	6			4	30		
81	Khanty-Mansi Autonomous area – Yugra														
82	Chukot Autonomous area							1	2000000			13	24		
83	Yamalo-Nenetski Autonomous area														
In total in the subjects of the Russian Federation		185	525371	93	74337	4	91	89	9175220	0	0	429	1908837	10	6024
Total		185	525371	93	74337	4	91	93	9177223	3	200051	445	1934081	10	6024



## Samples election campaign materials produced by political parties







## Calendar



## Booklet



News paper

Пролетарии всех стран, соединяйтесь!

**ПРАВДА**

КОММУНИСТИЧЕСКАЯ ПАРТИЯ РОССИЙСКОЙ ФЕДЕРАЦИИ

Информационный бюллетень • Ноябрь 2011 года

о программе КПРФ


**ГОЛОСУЙ ЗА**

**№4** ✓

**На выборы в Государственную думу КПРФ идёт с профессиональной, ответственной командой**

**Федеральный список возглавляют:**

				
<b>Геннадий ЗЮГАНОВ</b> Председатель ЦК КПРФ, руководитель фракции КПРФ в Госдуме РФ	<b>Владимир КОМОЕДОВ</b> Председатель исполкома движения «В поддержку армии, оборонной промышленности и военной науки», адмирал, депутат Госдумы РФ	<b>Юрий АФОНИН</b> Первый секретарь ЦК Ленинского коммунистического союза молодежи РФ, депутат Госдумы РФ	<b>Светлана САВИЦКАЯ</b> Лётчик-космонавт СССР, дважды Герой Советского Союза, заместитель председателя Комитета Государственной думы по обороне	<b>Жорес АЛФЁРОВ</b> Вице-президент Российской академии наук, лауреат Нобелевской премии, член Комитета Государственной думы по науке и наукоемким технологиям

 **КОММУНИСТИЧЕСКАЯ ПАРТИЯ**  
**РОССИЙСКОЙ ФЕДЕРАЦИИ** 

Banner

**4**  
**ДЕКАБРЯ**  
**НАЧНЕМ**  
**ИСТОРИЮ**

 **КПРФ** 

**С КРАСНОЙ**  
**СТРОКИ!**

Заказчик – политическая партия «Коммунистическая партия Российской Федерации». Спонсировано из средств избирательного фонда политической партии «Коммунистическая партия Российской Федерации». Изготовитель – ООО «А Графика», адрес: 115533, г. Москва, ул. Вильямса, д. 3, ИНН 7702559994, тираж 2 000 000 экз., дата выпуска 07.11.2011 г.

Leaflet



Россия требует перемен!

Ноябрь 2011

свобода и справедливость

**Яблоко**

Мы вернем вам надежду!

www.yabloko.ru

Российская объединенная демократическая партия

**Дорогие друзья!**

Партию «ЯБЛОКО» зарегистрировали. Мы участвуем в выборах. Теперь ситуация предельно ясна. 4 декабря 2011 г. в избирательном бюллетене будет АЛЬТЕРНАТИВА.

Такая ясность настала впервые. Сегодня нет вопросов, которые отвлекали от сути дела в прошлом, — кто такой Путин, каков модернизаторский потенциал Медведева и, наконец, кто из них пойдет в следующие президенты. Нынешний режим, со всей своей коррупцией, произволом и враньем, собирается остаться еще на 12 лет, а хотел бы — навсегда. Ясно и то, что такое «ЯБЛОКО». Наша партия за почти два десятилетия работы показала, как можно заниматься политикой без вранья, воровства, смены принципов. Мы говорим то, что думаем, и нет того, кто может нам это запретить. Закрывать нас могут, заставить замолчать — нет. 4 декабря будет возможность говорить громко. Так, чтобы было слышно всем — и власти, и стране. Не в ограниченной «тусовке», где и без того все все понимают, а на всю Россию.

Пославление читайте на стр. 3

**ГОЛОСУЕМ ЗА «ЯБЛОКО»!**

**Борис Стругацкий**  
писатель  
**Явлинский — сильный политик...**

Теперь, поскольку «Яблоко» есть в избирательных бюллетенях (и если буду жив и здоров), на выборы пойду обязательно! Ведь «Яблоко» — это единственная в стране партия, претендующая на место в законодательной власти, которая исповедует либеральные взгляды. За кого же мне еще голосовать?

Явлинский — сильный политик и настоящий ученый-экономист. Всегда читал и слушаю его с искренним интересом. Фигура, безупречно, федерального масштаба, и в быт счастливый, что он вернулся в Большую Политику. Теперь я знаю, что есть лидер, готовый возглавить движение в сторону перемен.

**Юрий Шевчук**  
музыкант  
**Я с этими парнями стоял на митинге...**

Не являюсь членом ни одной из существовавших в истории цивилизации партий, оставаясь абсолютно апатичным человеком, тем не менее, я глубоко убежден, что партия «Яблоко» имеет полное право оставаться права граждан России в Законодательном собрании Петербурга и Государственной думе России. Ничего плохого они нашему народу не делают — только вредят.

Я с этими парнями стоял на митинге несогласных против построения Башни Гайдаров, которая угрожала бы нашему городу. Если партия «Яблоко» будет в парламенте, жители Петербурга будут спать более спокойно, зная, что ни одно историческое здание в городе не сгорит.

**Олег Басилашвили**, народный артист СССР  
**«Яблоко» — единственная партия, которая родилась «снизу»...**

На выборы я, несомненно, пойду. Ити надо обязательно, чтобы продемонстрировать свой выбор. Буду голосовать за тех, кто наиболее близок моим политическим взглядам, для этого мне надо просто ознакомиться с программой и делами партий. К примеру, у меня глубоко уважительное отношение к Г. А. Явлинскому. Это крутой экономист, выдающийся политический деятель, которому не давали работать в течение долгих лет. Сейчас такая возможность существует, и я убежден в том, что она будет осуществлена. А «Яблоко» я считаю единственной партией, которая родилась «снизу» и живет по своим представлениям о демократии, о порядке в стране и т.д. Все остальные партии (справед, ничего не могу понадеяться о «правом деле») созданы кремлевской администрацией и выполняют волю Кремля, играя роль настоящих марионеток.

Общественно-политический бюллетень РОДП «Яблоко»

Newspaper

**НЕТ РОСТУ ТАРИФОВ!**

**Яблоко**

Российская объединенная демократическая партия

Poster

Leaflet

Надоели  
брюшники?  
выбери  
**ЯБЛОКО!**

www.yabloko.ru

gr-yavlinsky.  
livejournal.com/

/#!/gr\_yavlinsky

/yavlinsky.yabloko

/yavlinsky.yabloko

/yavlinsky.yabloko

YouTube

**Яблоко**

свобода и справедливость

Российская объединенная демократическая партия

Изготовитель: ООО «МАЗПРО Платинум», ИНН 7702740859, адрес: 125272, г. Москва, ул. Суворовский вал, д. 64. Заказчик: Политическая партия «Яблоко», ИНН 7704240040, дата выпуска 01.11.2011. Тираж 100000 экземпляров. «Яблоко» — это единственная в стране партия, претендующая на место в законодательной власти, которая исповедует либеральные взгляды. За кого же мне еще голосовать? Изготовление оплачено из средств избирательного фонда Политической партии «Яблоко».



# БУДУЩЕЕ ЗА НАМИ!



**ЕДИНАЯ  
РОССИЯ**



Booklet

Banner (0,65 x 3,00 m)

# РАБОТАЕМ

для жизни, для людей

---





**ЕДИНАЯ  
РОССИЯ**

# БУДУЩЕЕ ЗА НАМИ!

**4 ДЕКАБРЯ ВЫБОРЫ!**

Poster

Иллюстрация: ООО «Издательство «Синтез», г. Москва, ул. Зарядье, д. 2, стр. 1 по заказу Всероссийского информационного центра «ЕДИНАЯ РОССИЯ». Фото: 200 лет. 2004-2011. 2011. Информационный фонд «ЕДИНАЯ РОССИЯ».

Иллюстрация: ООО «Издательство «Синтез», г. Москва, ул. Зарядье, д. 2, стр. 1 по заказу Всероссийского информационного центра «ЕДИНАЯ РОССИЯ». Фото: 200 лет. 2004-2011. 2011. Информационный фонд «ЕДИНАЯ РОССИЯ».





**«ПРАВОЕ ДЕЛО»** - это современная демократическая партия, созданная людьми, которым надоело ждать перемен.

**«ПРАВОЕ ДЕЛО»** - это партия, которая требует обновления власти, прихода в нее честных, энергичных и ответственных людей.

Мы хотим, чтобы Россию ценили не за ядерную мощь и поставки нефти, а за высокий уровень жизни, образования и культуры.

Мы стоим за движение вперед, за комфортную для граждан страну, за безопасность каждого и всех.

### **Мы выступаем за:**

- возвращение в политику реальной состязательности
- выборность мэров и сенаторов
- предоставление Государственной Думе права контролировать бюджетные расходы и снимать министров
- уважение к мнению, отличному от официального
- независимость СМИ от государства
- общественный контроль над правоохранительными органами
- равноправие всех граждан России вне зависимости от служебного положения и семейных связей
- динамичное развитие экономики на основе частной инициативы;
- снижение налогового бремени на людей и предприятия
- строительство новых школ, детских садов, дорог и аэропортов.

### **Мы принципиально против:**

- монополии «Единой России» на власть
- клановости в политике и экономике
- фальсификации итогов выборов
- ограничений свободы слова и собраний;
- коррупции в государственном аппарате, в полиции и судебной системе
- дискриминации по национальному и конфессиональному признаку
- насаждения религии в системе образования
- конфронтации со странами Запада

Заказчик: Всероссийская политическая партия «ПРАВОЕ ДЕЛО»,  
 Изготовитель: ООО «Печатный дом «Каскон», 119071 г. Москва, ул. Орджоникидзе, д. 12  
 ИНН 7725608695, Тираж 5000 экз. Дата выпуска 28.10.2011 г.  
 Оплачено за счет средств избирательного фонда Всероссийской политической партии «ПРАВОЕ ДЕЛО»

**Leaflet**

*Appendix 9 to the Chapter 7  
Tables 1–10*

**The costs of the election campaign**

Table 1. COST STRUCTURE OF POLITICAL PARTIES, THEIR REGIONAL BRANCHES FOR ELECTION CAMPAIGN VIA BROADCASTING ORGANIZATIONS, EDITORIAL OFFICES OF PERIODICALS, ISSUANCE AND DISTRIBUTION OF PRINTED AND OTHER PROPAGANDA MATERIALS, HOLD PUBLIC EVENTS (RUB)

Political party and its regional branches	Expended, Total	Including			
		via the broadcasting organization	via editorial offices of periodicals	on the production and distribution of printed and other campaign materials	on hold public events
<b>Total on political parties irrespective of their regional branch</b>	<b>1 694 025 646,67</b>	<b>1 080 917 134,50</b>	<b>19 078 123,37</b>	<b>586 043 900,09</b>	<b>7 986 488,71</b>
<b>Total regional branches of political parties</b>	<b>1 627 435 339,14</b>	<b>452 762 821,65</b>	<b>153 388 560,71</b>	<b>989 660 943,82</b>	<b>31 623 012,96</b>
<b>Total by political parties according to their regional branch</b>	<b>3 321 460 985,81</b>	<b>1 533 679 956,15</b>	<b>172 466 684,08</b>	<b>1 575 704 843,91</b>	<b>39 609 501,67</b>
Political Party "FAIR RUSSIA"	319 195 995,08	283 826 917,00	0,00	34 411 078,08	958 000,00
Regional branches of political party "FAIR RUSSIA" in 76 regions of Russian Federation	308 193 101,24	85 127 307,97	32 769 586,34	189 321 383,54	974 823,39
<b>In total political Party "FAIR RUSSIA" and its regional branches</b>	<b>627 389 096,32</b>	<b>368 954 224,97</b>	<b>32 769 586,34</b>	<b>223 732 461,62</b>	<b>1 932 823,39</b>
Political Party "Liberal-democratic Party of Russia"	500 937 349,66	387 595 591,67	4 733 700,00	106 648 057,99	1 960 000,00
Regional branches of political party "Liberal-democratic Party of Russia" in 75 subjects of the Russian Federation	114 649 768,30	28 055 272,29	11 518 681,48	74 782 971,71	292 842,82
<b>In total political Party " Liberal-democratic Party of Russia " and its regional branches</b>	<b>615 587 117,96</b>	<b>415 650 863,96</b>	<b>16 252 381,48</b>	<b>181 431 029,70</b>	<b>2 252 842,82</b>
Political Party "PATRIOTS of RUSSIA"	4 422 090,55	0,00	670 000,00	3 752 090,55	0,00
Regional branches of political party " PATRIOTS of RUSSIA " in 74 subjects of the Russian Federation	5 370 979,75	1 098 716,00	453 889,83	3 600 643,64	217 730,28
<b>In total political Party " PATRIOTS of RUSSIA " and its regional branches</b>	<b>9 793 070,30</b>	<b>1 098 716,00</b>	<b>1 123 889,83</b>	<b>7 352 734,19</b>	<b>217 730,28</b>

Political party and its regional branches	Expended, Total	Including			
		via the broadcasting organization	via editorial offices of periodicals	on the production and distribution of printed and other campaign materials	on hold public events
Political Party "Communist Party of the Russian Federation"	191 723 316,55	110 417 650,10	5 596 452,37	74 380 574,52	1 328 639,56
Regional branches of political party "Communist Party of the Russian Federation" in 15 subjects of the Russian Federation	63 250 904,88	17 084 326,69	6 288 969,23	39 431 466,12	446 142,84
<b>In total political party "Communist Party of the Russian Federation" and its regional branches</b>	<b>254 974 221,43</b>	<b>127 501 976,79</b>	<b>11 885 421,60</b>	<b>113 812 040,64</b>	<b>1 774 782,40</b>
Political Party "Russian United Democratic Party "YABLOKO"	111 804 631,00	22 563 870,00	964 091,00	87 349 001,75	927 668,25
Regional branches of political party "Russian United Democratic Party "YABLOKO" in subjects of the Russian Federation	0,00	0,00	0,00	0,00	0,00
<b>In total political party "Russian United Democratic Party "YABLOKO" and its regional branches</b>	<b>111 804 631,00</b>	<b>22 563 870,00</b>	<b>964 091,00</b>	<b>87 349 001,75</b>	<b>927 668,25</b>
All-Russia Political Party "UNITED RUSSIA"	559 587 093,83	271 917 295,73	6 570 240,00	278 287 377,20	2 812 180,90
Regional branches of All-Russia Political Party "UNITED RUSSIA" in 83 subjects of the Russian Federation	1 132 342 768,97	319 115 518,70	102 144 233,83	681 436 542,81	29 646 473,63
<b>In total All-Russia Political Party "UNITED RUSSIA" and its regional branches</b>	<b>1 691 929 862,80</b>	<b>591 032 814,43</b>	<b>108 714 473,83</b>	<b>959 723 920,01</b>	<b>32 458 654,53</b>
All-Russia Political Party "RIGHT CAUSE"	6 355 170,00	4 595 810,00	543 640,00	1 215 720,00	0,00
Regional branches of All-Russia Political Party "RIGHT CAUSE" in 6 subjects of the Russian Federation	3 627 816,00	2 281 680,00	213 200,00	1 087 936,00	45 000,00
<b>In total All-Russia Political Party "RIGHT CAUSE" and its regional branches</b>	<b>9 982 986,00</b>	<b>6 877 490,00</b>	<b>756 840,00</b>	<b>2 303 656,00</b>	<b>45 000,00</b>

Table 2. MEDIUM EXPENDED BY POLITICAL PARTIES, THEIR REGIONAL BRANCHES TO ELECTION CAMPAIGN IN THE RUSSIAN FEDERATION

Political parties	The number of open special accounts	Expended, Total (thousand rubles)	Medium expense to one of the 83 subjects of the Russian Federation (thousand rubles)
Political Party "FAIR RUSSIA"	77	627 389,10	7 558,90
Political Party "Liberal-democratic Party of Russia"	76	615 587,12	7 416,71
Political Party "PATRIOTS of RUSSIA"	75	9 793,07	117,99
Political Party "Communist Party of the Russian Federation"	16	254 974,22	3 071,98
Political Party "Russian United Democratic Party "YABLOKO"	1	111 804,63	1 347,04
All-Russia Political Party "UNITED RUSSIA"	84	1 691 929,86	20 384,70
All-Russia Political Party "RIGHT CAUSE"	7	9 982,99	120,28

Table 2. COST STRUCTURE OF POLITICAL PARTY "FAIR RUSSIA", ITS REGIONAL BRANCHES FOR ELECTION CAMPAIGN (RUB)

Political party and its regional branches	Expended, Total	Including			
		via the broadcasting organization	via editorial offices of periodicals	on the production and distribution of printed and other campaign materials	via the broadcasting organization
<b>Total by the political party according to its regional branches</b>	<b>627 389 096,32</b>	<b>368 954 224,97</b>	<b>32 769 586,34</b>	<b>223 732 461,62</b>	<b>1 932 823,39</b>
<b>Political Party "FAIR RUSSIA"</b>	<b>319 195 995,08</b>	<b>283 826 917,00</b>	<b>0,00</b>	<b>34 411 078,08</b>	<b>958 000,00</b>
Adygei regional branch of Political Party "FAIR RUSSIA"	0,00	0,00	0,00	0,00	0,00
Regional branch in Altai Republic of Political Party "FAIR RUSSIA"	80 712,00	25 200,00	50 000,00	5 512,00	0,00
Bashkortostan regional branch of Political Party "FAIR RUSSIA"	1 248 119,00	51 795,00	105 500,00	1 090 824,00	75 480,00
Buriat regional branch of Political Party "FAIR RUSSIA"	0,00	0,00	0,00	0,00	0,00
Daghestan regional branch of Political Party "FAIR RUSSIA"	0,00	0,00	0,00	0,00	0,00
Ingush regional branch of Political Party "FAIR RUSSIA"	0,00	0,00	0,00	0,00	0,00
Kabardino-Balkarian regional branch of Political Party "FAIR RUSSIA"	222 592,00	0,00	0,00	222 592,00	0,00
Kalmyk regional branch of Political Party "FAIR RUSSIA"	0,00	0,00	0,00	0,00	0,00
Karelian regional branch of Political Party "FAIR RUSSIA"	875 777,18	326 404,38	306 992,80	242 380,00	0,00
Komi regional branch of Political Party "FAIR RUSSIA"	1 116 720,07	214 584,97	318 667,50	583 467,60	0,00
Mari regional branch of Political Party "FAIR RUSSIA"	706 767,88	58 056,00	0,00	648 711,88	7 575,00
Mordovian regional branch of Political Party "FAIR RUSSIA"	0,00	0,00	0,00	0,00	0,00
Yakutian regional branch of Political Party "FAIR RUSSIA"	8 339 999,50	4 341 362,00	1 950 770,00	2 047 867,50	1 800,00



Political party and its regional branches	Expended, Total	Including			
		via the broadcasting organization	via editorial offices of periodicals	on the production and distribution of printed and other campaign materials	via the broadcasting organization
North Ossetian regional branch of Political Party "FAIR RUSSIA"	434 000,00	0,00	0,00	434 000,00	0,00
Tatarstan regional branch of Political Party "FAIR RUSSIA"	3 395 395,77	468 505,67	244 190,10	2 682 700,00	0,00
Tyva regional branch of Political Party "FAIR RUSSIA"	456 160,00	77 140,00	331 020,00	48 000,00	0,00
Udmurt regional branch of Political Party "FAIR RUSSIA"	698 883,20	0,00	0,00	698 883,20	0,00
Khakass regional branch of Political Party "FAIR RUSSIA"	285 568,00	148 750,00	15 000,00	121 818,00	0,00
Chechen regional branch of Political Party "FAIR RUSSIA"	0,00	0,00	0,00	0,00	0,00
Chuvash regional branch of Political Party "FAIR RUSSIA"	2 318 713,20	872 303,20	183 940,00	1 262 470,00	0,00
Regional branch in Altai Territory of Political Party "FAIR RUSSIA"	1 409 885,38	254 172,00	25 000,00	1 130 713,38	0,00
Zabaykalsky regional branch of Political Party "FAIR RUSSIA"	8 445 007,25	1513 431,25	667 000,00	6 264 576,00	0,00
Krasnodar regional branch of Political Party "FAIR RUSSIA"	3 083 848,87	946 106,00	435 371,87	1 702 371,00	12 900,00
Krasnoyarsk regional branch of Political Party "FAIR RUSSIA"	10 875 252,48	3 808 142,78	311 987,00	6 755 122,70	62 640,00
Perm regional branch of Political Party "FAIR RUSSIA"	3 755 182,00	407 867,00	0,00	3 347 315,00	75 000,00
Primorski regional branch of Political Party "FAIR RUSSIA"	2 544 261,20	298 940,00	240 746,00	2 004 575,20	0,00
Stavropol regional branch of Political Party "FAIR RUSSIA"	628 077,42	628 077,42	0,00	0,00	0,00
Khabarovsk regional branch of Political Party "FAIR RUSSIA"	1 510 128,00	0,00	0,00	1 510 128,00	5 300,00
Arkhangelsk regional branch of Political Party "FAIR RUSSIA"	4 419 595,78	1 221 781,78	336 585,00	2 861 229,00	26 000,00

Political party and its regional branches	Expended, Total	Including			
		via the broadcasting organization	via editorial offices of periodicals	on the production and distribution of printed and other campaign materials	via the broadcasting organization
Astrakhan regional branch of Political Party "FAIR RUSSIA"	1 858 794,60	1 670 108,60	38 352,00	150 334,00	0,00
Belgorod regional branch of Political Party "FAIR RUSSIA"	8 765 940,33	649 000,83	1 513 084,00	6 603 855,50	34 000,00
Bryansk regional branch of Political Party "FAIR RUSSIA"	1 927 316,46	89 100,00	969 917,46	868 299,00	0,00
Vladimir regional branch of Political Party "FAIR RUSSIA"	5 107 088,55	1 673 472,70	810 983,69	2 622 632,16	0,00
Volograd regional branch of Political Party "FAIR RUSSIA"	27 413 716,50	10 801 004,50	13 660 346,00	2 952 366,00	70 921,60
Voronezh regional branch of Political Party "FAIR RUSSIA"	12 476 566,80	1 367 148,00	294 940,00	10 814 478,80	0,00
Ivanovo regional branch of Political Party "FAIR RUSSIA"	0,00	0,00	0,00	0,00	0,00
Irkutsk regional branch of Political Party "FAIR RUSSIA"	3 221 667,69	715 236,80	40 639,80	2 465 791,09	30 000,00
Kaliningrad regional branch of Political Party "FAIR RUSSIA"	995 426,00	191 506,00	138 200,00	665 720,00	56 184,00
Kaluga regional branch of Political Party "FAIR RUSSIA"	4 754 654,50	329 796,00	79 200,00	4 345 658,50	4 000,00
Kemerovo regional branch of Political Party "FAIR RUSSIA"	1 573 983,13	1 043 975,13	0,00	530 008,00	0,00
Kirov regional branch of Political Party "FAIR RUSSIA"	3 915 501,99	1 306 133,59	234 539,00	2 374 829,40	25 050,42
Kostroma regional branch of Political Party "FAIR RUSSIA"	6 535 867,64	736 424,44	1 980 661,00	3 818 782,20	0,00
Kurgan regional branch of Political Party "FAIR RUSSIA"	1 062 225,00	0,00	0,00	1 062 225,00	2 000,00
Kursk regional branch of Political Party "FAIR RUSSIA"	10 608 699,99	2 074 940,00	211826,00	8 321933,99	0,00
Leningrad Region regional branch of Political Party "FAIR RUSSIA"	5 354 713,00	1 631 875,00	634 638,00	3 088 200,00	0,00

Political party and its regional branches	Expended, Total	Including			
		via the broadcasting organization	via editorial offices of periodicals	on the production and distribution of printed and other campaign materials	via the broadcasting organization
Lipetsk regional branch of Political Party "FAIR RUSSIA"	237 958,30	227 958,30	10 000,00	0,00	0,00
Moscow Region regional branch of Political Party "FAIR RUSSIA"	13 600 532,00	2 653 732,00	265 500,00	10 681 300,00	135 500,00
Murmansk regional branch of Political Party "FAIR RUSSIA"	567 363,42	210 242,96	0,00	357 120,46	0,00
Nizhni Novgorod regional branch of Political Party "FAIR RUSSIA"	7 074 392,56	2 870 123,00	40 000,00	4 164 269,56	0,00
Novgorod regional branch of Political Party "FAIR RUSSIA"	0,00	0,00	0,00	0,00	0,00
Novosibirsk regional branch of Political Party "FAIR RUSSIA"	6 257 337,71	190 275,00	319 939,00	5 747 123,71	0,00
Omsk regional branch of Political Party "FAIR RUSSIA"	952 931,33	704 443,33	128 128,00	120 360,00	30 000,00
Orenburg regional branch of Political Party "FAIR RUSSIA"	8 537 985,96	3 154 179,68	852 384,00	4 531 422,28	14 000,37
Orel regional branch of Political Party "FAIR RUSSIA"	1 713 783,31	448 740,51	20 042,80	1 245 000,00	0,00
Penza regional branch of Political Party "FAIR RUSSIA"	0,00	0,00	0,00	0,00	0,00
Pskov regional branch of Political Party "FAIR RUSSIA"	458 579,04	326 826,44	51 752,60	80 000,00	0,00
Rostov regional branch of Political Party "FAIR RUSSIA"	11650 973,60	3 377 226,00	583 777,60	7 689 970,00	58 740,00
Ryazan regional branch of Political Party "FAIR RUSSIA"	12 435 345,00	6 975 117,00	196 246,00	5 263 982,00	59 800,00
Samara regional branch of Political Party "FAIR RUSSIA"	9 387 040,00	107 140,00	90 400,00	9 189 500,00	0,00
Saratov regional branch of Political Party "FAIR RUSSIA"	8 209 284,64	1 544 334,40	466 133,12	6 198 817,12	71 882,00
Sakhalin regional branch of Political Party "FAIR RUSSIA"	139 423,84	116 923,84	0,00	22 500,00	0,00

Political party and its regional branches	Expended, Total	Including			
		via the broadcasting organization	via editorial offices of periodicals	on the production and distribution of printed and other campaign materials	via the broadcasting organization
Sverdlovsk regional branch of Political Party "FAIR RUSSIA"	3 258 761,70	1 608 320,00	0,00	1 650 441,70	0,00
Smolensk regional branch of Political Party "FAIR RUSSIA"	3 192 117,00	1 222 754,00	39 375,00	1 929 988,00	0,00
Tver regional branch of Political Party "FAIR RUSSIA"	25 373 870,10	6 210 744,33	890 610,00	18 272 515,77	44 000,00
Tomsk regional branch of Political Party "FAIR RUSSIA"	1 454 608,40	948 628,40	0,00	505 980,00	0,00
Tula regional branch of Political Party "FAIR RUSSIA"	31 100,00	0,00	0,00	31 100,00	0,00
Tyumen regional branch of Political Party "FAIR RUSSIA"	606 577,50	98 692,00	159 388,00	348 497,50	48 000,00
Ulyanovsk regional branch of Political Party "FAIR RUSSIA"	7 088 939,22	1 805 465,44	642 070,00	4 641 403,78	0,00
Chelyabinsk regional branch of Political Party "FAIR RUSSIA"	10 515 081,26	4 064 075,10	1 063 327,00	5 387 679,16	24 050,00
Yaroslavl regional branch of Political Party "FAIR RUSSIA"	2 291 237,80	1 019 614,40	236 725,00	1 034 898,40	0,00
Moscow City regional branch of Political Party "FAIR RUSSIA"	11569 955,00	1 737 720,00	0,00	9 832 235,00	0,00
Saint-Petersburg City regional branch of Political Party "FAIR RUSSIA"	5 790 290,80	3 561 690,80	0,00	2 228 600,00	0,00
Nenets regional branch of Political Party "FAIR RUSSIA"	0,00	0,00	0,00	0,00	0,00
Khanty-Mansi regional branch of Political Party "FAIR RUSSIA"	2 400 000,00	0,00	583 691,00	1816 309,00	0,00
Chukot regional branch of Political Party "FAIR RUSSIA"	0,00	0,00	0,00	0,00	0,00
Yamalo-Nenetski regional branch of Political Party "FAIR RUSSIA"	0,00	0,00	0,00	0,00	0,00

Table 3. COST STRUCTURE OF POLITICAL PARTY "LIBERAL-DEMOCRATIC PARTY OF RUSSIA",  
ITS REGIONAL BRANCHES FOR ELECTION CAMPAIGN (RUB)

Political party and its regional branches	Expended, Total	Including			
		via the broadcasting organization	via editorial offices of periodicals	on the production and distribution of printed and other campaign materials	via the broadcasting organization
<b>Total by the political party according to its regional branches</b>	<b>615 587 117,96</b>	<b>415 650 863,96</b>	<b>16 252 381,48</b>	<b>181 431 029,70</b>	<b>2 252 842,82</b>
<b>Political Party</b>	<b>500 937 349,66</b>	<b>387 595 591,67</b>	<b>4 733 700,00</b>	<b>106 648 057,99</b>	<b>1 960 000,00</b>
"Liberal-democratic Party of Russia"					
Adygei regional branch of Political Party " Liberal-democratic Party of Russia "	518 272,00	0,00	0,00	518 272,00	0,00
Regional branch in Altai Republic of Political Party " Liberal-democratic Party of Russia "	399 900,00	0,00	0,00	399 900,00	0,00
Bashkortostan regional branch of Political Party	232 500,00	0,00	0,00	232 500,00	0,00
" Liberal-democratic Party of Russia "					
Buriat regional branch of Political Party " Liberal-democratic Party of Russia "	100 056,97	16 280,00	8 565,60	75 211,37	6 200,00
Dagestan regional branch of Political Party " Liberal-democratic Party of Russia "	102 740,00	0,00	102 740,00	0,00	0,00
Ingush regional branch of Political Party " Liberal-democratic Party of Russia "	0,00	0,00	0,00	0,00	0,00
Kabardino-Balkarian regional branch of Political Party " Liberal-democratic Party of Russia "	0,00	0,00	0,00	0,00	0,00
Kalmyk regional branch of Political Party " Liberal-democratic Party of Russia "	295 000,00	215 658,57	0,00	79 341,43	5 000,00
Karachaevo-Cherkess regional branch of Political Party	0,00	0,00	0,00	0,00	0,00
" Liberal-democratic Party of Russia "					
Karelian regional branch of Political Party " Liberal-democratic Party of Russia "	4 237 796,92	1 061 426,00	1 707 843,16	1 468 527,76	0,00
Komi regional branch of Political Party " Liberal-democratic Party of Russia "	1 391 853,87	646 098,87	185 145,00	560 610,00	4 000,00
Mari regional branch of Political Party " Liberal-democratic Party of Russia "	811 742,90	69 861,90	64 923,00	676 958,00	5 000,00
Mordovian regional branch of Political Party " Liberal-democratic Party of Russia "	1 518 280,00	114 120,00	20 000,00	1 384 160,00	0,00



Political party and its regional branches	Expended, Total	Including			
		via the broadcasting organization	via editorial offices of periodicals	on the production and distribution of printed and other campaign materials	via the broadcasting organization
Yakutian regional branch of Political Party " Liberal-democratic Party of Russia "	538 700,00	344 900,00	141 000,00	52 800,00	0,00
North Ossetian regional branch of Political Party " Liberal-democratic Party of Russia "	0,00	0,00	0,00	0,00	0,00
Tatarstan regional branch of Political Party " Liberal-democratic Party of Russia "	0,00	0,00	0,00	0,00	0,00
Tyva regional branch of Political Party " Liberal-democratic Party of Russia "	0,00	0,00	0,00	0,00	0,00
Udmurt regional branch of Political Party " Liberal-democratic Party of Russia "	2 645 700,20	117 500,00	0,00	2 528 200,20	14 724,00
Khakass regional branch of Political Party " Liberal-democratic Party of Russia "	965 622,50	769 900,00	19 672,50	176 050,00	0,00
Chechen regional branch of Political Party " Liberal-democratic Party of Russia "	0,00	0,00	0,00	0,00	0,00
Chuvash regional branch of Political Party " Liberal-democratic Party of Russia "	2 367 226,77	1 061 894,48	339 975,00	965 357,29	0,00
Altai regional branch of Political Party " Liberal-democratic Party of Russia "	13 760 650,00	0,00	0,00	13 760 650,00	0,00
Zabaykalsky regional branch of Political Party " Liberal-democratic Party of Russia "	701 270,40	126 988,00	122 000,00	452 282,40	0,00
Krasnodar regional branch of Political Party " Liberal-democratic Party of Russia "	2 113 049,08	70 689,08	1 547 360,00	495 000,00	0,00
Krasnoyarsk regional branch of Political Party " Liberal-democratic Party of Russia "	0,00	0,00	0,00	0,00	0,00
Primorski regional branch of Political Party " Liberal-democratic Party of Russia "	536 700,00	0,00	0,00	536 700,00	0,00
Stavropol regional branch of Political Party Политической партии "Либерально-демократическая " Liberal-democratic Party of Russia "	761 057,80	8 507,80	0,00	752 550,00	0,00
Khabarovsk regional branch of Political Party " Liberal-democratic Party of Russia "	1 226 211,72	49 563,36	817 928,47	358 719,89	0,00
Amur regional branch of Political Party " Liberal-democratic Party of Russia "	1 786 335,89	1 136 390,28	45 000,00	604 945,61	0,00

Political party and its regional branches	Expended, Total	Including			
		via the broadcasting organization	via editorial offices of periodicals	on the production and distribution of printed and other campaign materials	via the broadcasting organization
Arkhangelsk regional branch of Political Party " Liberal-democratic Party of Russia "	267 310,00	0,00	14 500,00	252 810,00	0,00
Astrakhan regional branch of Political Party " Liberal-democratic Party of Russia "	570 274,90	193 555,90	0,00	376 719,00	0,00
Belgorod regional branch of Political Party " Liberal-democratic Party of Russia "	827 545,00	0,00	0,00	827 545,00	0,00
Bryansk regional branch of Political Party " Liberal-democratic Party of Russia "	647 512,00	25 000,00	75 010,00	547 502,00	0,00
Vladimir regional branch of Political Party " Liberal-democratic Party of Russia "	2 499 548,54	27 000,00	66 637,00	2 405 911,54	0,00
Vologograd regional branch of Political Party " Liberal-democratic Party of Russia "	1 328 610,00	415 460,00	840,00	912 310,00	13 700,00
Vologda regional branch of Political Party " Liberal-democratic Party of Russia "	1 280 116,12	933 656,96	109 865,00	236 594,16	0,00
Voronezh regional branch of Political Party " Liberal-democratic Party of Russia "	1 582 549,80	454 206,00	373 980,80	754 363,00	0,00
Ivanovo regional branch of Political Party " Liberal-democratic Party of Russia "	1 535 279,84	515 502,64	18 000,00	1 001 777,20	0,00
Irkutsk regional branch of Political Party " Liberal-democratic Party of Russia "	6 213 899,56	2 171 209,56	73 400,00	3 969 290,00	7 400,00
Kaliningrad regional branch of Political Party of Political Party " Liberal-democratic Party of Russia "	1 825 750,00	323 758,00	330 600,00	1 171 392,00	5 000,00
Kaluga regional branch of Political Party " Liberal-democratic Party of Russia "	3 027 017,00	2 437 061,00	21 816,00	568 140,00	0,00
Kemerovo regional branch of Political Party " Liberal-democratic Party of Russia "	529 050,00	48 000,00	0,00	481 050,00	0,00
Kirov regional branch of Political Party " Liberal-democratic Party of Russia "	3 184 900,69	749 710,83	537 211,00	1 897 978,86	30 000,00
Kostroma regional branch of Political Party " Liberal-democratic Party of Russia "	1 289 189,90	296 569,18	75 000,00	917 620,72	0,00
Kurgan regional branch of Political Party " Liberal-democratic Party of Russia "	967 623,48	472 417,72	115 205,76	380 000,00	36 848,52

Political party and its regional branches	Expended, Total	Including			
		via the broadcasting organization	via editorial offices of periodicals	on the production and distribution of printed and other campaign materials	via the broadcasting organization
Kursk regional branch of Political Party " Liberal-democratic Party of Russia "	2 669 980,00	631 180,00	70 560,00	1 968 240,00	820,00
Leningrad Region regional branch of Political Party " Liberal-democratic Party of Russia "	0,00	0,00	0,00	0,00	0,00
Lipetsk regional branch of Political Party " Liberal-democratic Party of Russia "	593 765,42	151 927,92	10 000,00	431 837,50	0,00
Magadan regional branch of Political Party " Liberal-democratic Party of Russia "	487 000,00	38 250,00	0,00	448 750,00	0,00
Murmansk regional branch of Political Party " Liberal-democratic Party of Russia "	1 488 096,80	19 900,00	0,00	1 468 196,80	0,00
Nizhni Novgorod regional branch of Political Party " Liberal-democratic Party of Russia "	2 293 072,50	666 132,00	0,00	1 626 940,50	14 329,12
Novgorod regional branch of Political Party " Liberal-democratic Party of Russia "	384 692,56	32 120,00	36 210,00	316 362,56	0,00
Novosibirsk regional branch of Political Party " Liberal-democratic Party of Russia "	286 400,00	0,00	82 000,00	204 400,00	0,00
Orenburg regional branch of Political Party " Liberal-democratic Party of Russia "	7 179 529,09	1 867 834,60	396 737,60	4 914 956,89	17 336,38
Orel regional branch of Political Party " Liberal-democratic Party of Russia "	0,00	0,00	0,00	0,00	0,00
Penza regional branch of Political Party " Liberal-democratic Party of Russia "	1 756 264,00	113 864,00	0,00	1 642 400,00	0,00
Pskov regional branch of Political Party " Liberal-democratic Party of Russia "	957 432,12	755 800,98	177 631,14	24 000,00	24 000,00
Rostov regional branch of Political Party " Liberal-democratic Party of Russia "	211 313,00	0,00	0,00	211 313,00	37 537,00
Ryazan regional branch of Political Party " Liberal-democratic Party of Russia "	1 577 609,00	1 265 283,00	120 440,00	191 886,00	0,00
Samara regional branch of Political Party " Liberal-democratic Party of Russia "	639 145,20	218 645,20	50 000,00	370 500,00	10 000,00
Saratov regional branch of Political Party " Liberal-democratic Party of Russia "	2 604 481,98	453 364,80	195 139,68	1 955 977,50	0,00

Political party and its regional branches	Expended, Total	Including			
		via the broadcasting organization	via editorial offices of periodicals	on the production and distribution of printed and other campaign materials	via the broadcasting organization
Sakhalin regional branch of Political Party " Liberal-democratic Party of Russia "	445 011,00	0,00	194 048,00	250 963,00	0,00
Sverdlovsk regional branch of Political Party " Liberal-democratic Party of Russia "	1 671 637,83	822 166,00	0,00	849 471,83	0,00
Smolensk regional branch of Political Party " Liberal-democratic Party of Russia "	203 089,00	0,00	0,00	203 089,00	0,00
Tambov regional branch of Political Party " Liberal-democratic Party of Russia "	508 838,00	0,00	0,00	508 838,00	8 422,80
Tver regional branch of Political Party " Liberal-democratic Party of Russia "	3 670 330,00	0,00	0,00	3 670 330,00	30 600,00
Tula regional branch of Political Party " Liberal-democratic Party of Russia "	2 035 520,80	560 000,00	0,00	1 475 520,80	0,00
Tyumen regional branch of Political Party " Liberal-democratic Party of Russia "	335 225,00	14 375,00	0,00	320 850,00	1 000,00
Ulyanovsk regional branch of Political Party " Liberal-democratic Party of Russia "	2 500 000,00	1 127 189,00	384 504,75	988 306,25	0,00
Chelyabinsk regional branch of Political Party " Liberal-democratic Party of Russia "	6 136 713,60	1 765 532,70	854 000,00	3 517 180,90	20 925,00
Yaroslavl regional branch of Political Party " Liberal-democratic Party of Russia "	1 306 180,55	0,00	573 626,80	732 553,75	0,00
Saint-Petersburg City regional branch of Political Party " Liberal-democratic Party of Russia "	1 944 528,00	0,00	0,00	1 944 528,00	0,00
Nenets regional branch of Political Party " Liberal-democratic Party of Russia "	0,00	0,00	0,00	0,00	0,00
Khanty-Mansi regional branch of Political Party " Liberal-democratic Party of Russia "	5 084 876,42	2 472 401,20	1 439 565,22	1 172 910,00	0,00
Yamalo-Nenetski regional branch of Political Party " Liberal-democratic Party of Russia "	799 349,76	206 419,76	0,00	592 930,00	0,00

Table 4. COST STRUCTURE OF POLITICAL PARTY "PATRIOTS OF RUSSIA", ITS REGIONAL BRANCHES FOR ELECTION CAMPAIGN (RUB)

Political party and its regional branches	Expended, Total	Including			
		via the broadcasting organization	via editorial offices of periodicals	on the production and distribution of printed and other campaign materials	via the broadcasting organization
<b>Total by the political party according to its regional branches</b>	<b>9 793 070,30</b>	<b>1 098 716,00</b>	<b>1 123 889,83</b>	<b>7 352 734,19</b>	<b>217 730,28</b>
<b>Political Party "PATRIOTS of RUSSIA"</b>	<b>4 422 090,55</b>	<b>0,00</b>	<b>670 000,00</b>	<b>3 752 090,55</b>	<b>0,00</b>
Adygei regional branch of Political Party "PATRIOTS of RUSSIA"	10 498,00	0,00	0,00	10 498,00	0,00
Altai Republic regional branch of Political Party "PATRIOTS of RUSSIA"	5 000,00	0,00	0,00	5 000,00	0,00
Bashkortostan regional branch of Political Party "PATRIOTS of RUSSIA"	0,00	0,00	0,00	0,00	0,00
Buriat regional branch of Political Party "PATRIOTS of RUSSIA"	1 582 391,56	742 050,00	0,00	840 341,56	35 530,28
Daghestan regional branch of Political Party "PATRIOTS of RUSSIA"	55 000,00	0,00	0,00	55 000,00	0,00
Ingush regional branch of Political Party "PATRIOTS of RUSSIA"	0,00	0,00	0,00	0,00	0,00
Kabardino-Balkarian regional branch of Political Party "PATRIOTS of RUSSIA"	8 600,00	0,00	0,00	8 600,00	0,00
Karachaevo-Cherkess regional branch of Political Party "PATRIOTS of RUSSIA"	0,00	0,00	0,00	0,00	0,00
Karelian regional branch of Political Party "PATRIOTS of RUSSIA"	0,00	0,00	0,00	0,00	0,00
Komi regional branch of Political Party "PATRIOTS of RUSSIA"	0,00	0,00	0,00	0,00	0,00
Mari regional branch of Political Party "PATRIOTS of RUSSIA"	21 000,00	0,00	0,00	21 000,00	0,00
Mordovian regional branch of Political Party "PATRIOTS of RUSSIA"	0,00	0,00	0,00	0,00	0,00
Yakutian regional branch of Political Party "PATRIOTS of RUSSIA"	30 700,00	0,00	0,00	30 700,00	0,00
North Ossetian regional branch of Political Party "PATRIOTS of RUSSIA"	5 000,00	0,00	0,00	5 000,00	0,00



Political party and its regional branches	Expended, Total	Including			
		via the broadcasting organization	via editorial offices of periodicals	on the production and distribution of printed and other campaign materials	via the broadcasting organization
Tatarstan Republic regional branch of Political Party "PATRIOTS of RUSSIA"	35 000,00	0,00	0,00	35 000,00	0,00
Tyva regional branch of Political Party "PATRIOTS of RUSSIA"	0,00	0,00	0,00	0,00	0,00
Udmurt regional branch of Political Party "PATRIOTS of RUSSIA"	425 600,00	0,00	141 444,00	284 156,00	0,00
Khakass regional branch of Political Party "PATRIOTS of RUSSIA"	45 166,00	43 916,00	1 250,00	0,00	0,00
Chechen regional branch of Political Party "PATRIOTS of RUSSIA"	0,00	0,00	0,00	0,00	0,00
Chuvash regional branch of Political Party "PATRIOTS of RUSSIA"	74 780,40	0,00	0,00	74 780,40	0,00
Altai Territory regional branch of Political Party "PATRIOTS of RUSSIA"	0,00	0,00	0,00	0,00	0,00
Zabaykalsky regional branch of Political Party "PATRIOTS of RUSSIA"	19 811,00	0,00	0,00	19 811,00	0,00
Kamchatka regional branch of Political Party "PATRIOTS of RUSSIA"	101 160,00	101 160,00	0,00	0,00	0,00
Krasnodar regional branch of Political Party "PATRIOTS of RUSSIA"	117 000,00	0,00	20 000,00	97 000,00	0,00
Krasnoyarsk regional branch of Political Party "PATRIOTS of RUSSIA"	0,00	0,00	0,00	0,00	0,00
Perm regional branch of Political Party "PATRIOTS of RUSSIA"	0,00	0,00	0,00	0,00	0,00
Primorski regional branch of Political Party "PATRIOTS of RUSSIA"	0,00	0,00	0,00	0,00	0,00
Stavropol regional branch of Political Party "PATRIOTS of RUSSIA"	0,00	0,00	0,00	0,00	0,00
Khabarovsk regional branch of Political Party "PATRIOTS of RUSSIA"	114 700,00	0,00	25 000,00	89 700,00	0,00
Amur regional branch of Political Party "PATRIOTS of RUSSIA"	256 183,98	0,00	0,00	256 183,98	0,00
Arkhangelsk regional branch of Political Party "PATRIOTS of RUSSIA"	22 000,00	0,00	0,00	22 000,00	0,00

Political party and its regional branches	Expended, Total	Including			
		via the broadcasting organization	via editorial offices of periodicals	on the production and distribution of printed and other campaign materials	via the broadcasting organization
Astrakhan regional branch of Political Party "PATRIOTS of RUSSIA"	0,00	0,00	0,00	0,00	0,00
Belgorod regional branch of Political Party "PATRIOTS of RUSSIA"	0,00	0,00	0,00	0,00	0,00
Bryansk regional branch of Political Party "PATRIOTS of RUSSIA"	156 645,83	17 500,00	133 645,83	5 500,00	0,00
Vladimir regional branch of Political Party "PATRIOTS of RUSSIA"	0,00	0,00	0,00	0,00	0,00
Vologograd regional branch of Political Party "PATRIOTS of RUSSIA"	86 529,70	0,00	0,00	86 529,70	0,00
Vologda regional branch of Political Party "PATRIOTS of RUSSIA"	25 000,00	0,00	0,00	25 000,00	0,00
Voronezh regional branch of Political Party "PATRIOTS of RUSSIA"	0,00	0,00	0,00	0,00	0,00
Ivanovo regional branch of Political Party "PATRIOTS of RUSSIA"	0,00	0,00	0,00	0,00	0,00
Irkutsk regional branch of Political Party "PATRIOTS of RUSSIA"	60 000,00	0,00	0,00	60 000,00	0,00
Kaliningrad regional branch of Political Party "PATRIOTS of RUSSIA"	1 000,00	0,00	0,00	1 000,00	0,00
Kaluga regional branch of Political Party "PATRIOTS of RUSSIA"	85 500,00	0,00	0,00	85 500,00	0,00
Kemerovo regional branch of Political Party "PATRIOTS of RUSSIA"	260 850,00	79 800,00	132 550,00	48 500,00	0,00
Kirov regional branch of Political Party "PATRIOTS of RUSSIA"	14 968,00	0,00	0,00	14 968,00	0,00
Kostroma regional branch of Political Party "PATRIOTS of RUSSIA"	35 000,00	0,00	0,00	35 000,00	0,00
Kurgan regional branch of Political Party "PATRIOTS of RUSSIA"	397 000,00	0,00	0,00	397 000,00	0,00
Kursk regional branch of Political Party "PATRIOTS of RUSSIA"	45 000,00	0,00	0,00	45 000,00	0,00
Leningrad Region regional branch of Political Party "PATRIOTS of RUSSIA"	0,00	0,00	0,00	0,00	0,00

Political party and its regional branches	Expended, Total	Including			
		via the broadcasting organization	via editorial offices of periodicals	on the production and distribution of printed and other campaign materials	via the broadcasting organization
Lipetsk regional branch of Political Party "PATRIOTS of RUSSIA"	0,00	0,00	0,00	0,00	0,00
Magadan regional branch of Political Party "PATRIOTS of RUSSIA"	8 000,00	0,00	0,00	8 000,00	0,00
Murmansk regional branch of Political Party "PATRIOTS of RUSSIA"	0,00	0,00	0,00	0,00	0,00
Novgorod regional branch of Political Party "PATRIOTS of RUSSIA"	0,00	0,00	0,00	0,00	0,00
Novosibirsk regional branch of Political Party "PATRIOTS of RUSSIA"	190 500,00	0,00	0,00	190 500,00	0,00
Omsk regional branch of Political Party "PATRIOTS of RUSSIA"	63 750,00	23 750,00	0,00	40 000,00	0,00
Orenburg regional branch of Political Party "PATRIOTS of RUSSIA"	0,00	0,00	0,00	0,00	0,00
Orel regional branch of Political Party "PATRIOTS of RUSSIA"	62 000,00	0,00	0,00	62 000,00	0,00
Penza regional branch of Political Party "PATRIOTS of RUSSIA"	45 000,00	0,00	0,00	45 000,00	0,00
Pskov regional branch of Political Party "PATRIOTS of RUSSIA"	0,00	0,00	0,00	0,00	14 000,00
Rostov regional branch of Political Party "PATRIOTS of RUSSIA"	224 000,00	0,00	0,00	224 000,00	0,00
Ryazan regional branch of Political Party "PATRIOTS of RUSSIA"	18 540,00	3 540,00	0,00	15 000,00	0,00
Samara regional branch of Political Party "PATRIOTS of RUSSIA"	0,00	0,00	0,00	0,00	0,00
Saratov regional branch of Political Party "PATRIOTS of RUSSIA"	151 325,00	0,00	0,00	151 325,00	0,00
Sakhalin regional branch of Political Party "PATRIOTS of RUSSIA"	15 000,00	7 000,00	0,00	8 000,00	0,00
Sverdlovsk regional branch of Political Party "PATRIOTS of RUSSIA"	54 600,00	0,00	0,00	54 600,00	35 400,00
Smolensk regional branch of Political Party "PATRIOTS of RUSSIA"	0,00	0,00	0,00	0,00	0,00

Political party and its regional branches	Expended, Total	Including			
		via the broadcasting organization	via editorial offices of periodicals	on the production and distribution of printed and other campaign materials	via the broadcasting organization
Tambov regional branch of Political Party "PATRIOTS of RUSSIA"	0,00	0,00	0,00	0,00	0,00
Tver regional branch of Political Party "PATRIOTS of RUSSIA"	86 450,00	80 000,00	0,00	6 450,00	0,00
Tomsk regional branch of Political Party "PATRIOTS of RUSSIA"	0,00	0,00	0,00	0,00	0,00
Tula regional branch of Political Party "PATRIOTS of RUSSIA"	52 000,00	0,00	0,00	52 000,00	0,00
Tyumen regional branch of Political Party "PATRIOTS of RUSSIA"	0,00	0,00	0,00	0,00	0,00
Ulyanovsk regional branch of Political Party "PATRIOTS of RUSSIA"	57 000,00	0,00	0,00	57 000,00	0,00
Chelyabinsk regional branch of Political Party "PATRIOTS of RUSSIA"	0,00	0,00	0,00	0,00	132 800,00
Yaroslavl regional branch of Political Party "PATRIOTS of RUSSIA"	28 000,00	0,00	0,00	28 000,00	0,00
Jewish regional branch of Political Party "PATRIOTS of RUSSIA"	0,00	0,00	0,00	0,00	0,00

Table 5. COST STRUCTURE OF POLITICAL PARTY "COMMUNIST PARTY OF THE RUSSIAN FEDERATION", ITS REGIONAL BRANCHES FOR ELECTION CAMPAIGN (RUB)

Political party and its regional branches	Expended, Total	Including			
		via the broadcasting organization	via editorial offices of periodicals	on the production and distribution of printed and other campaign materials	via the broadcasting organization
<b>Total by the political party according to its regional branch</b>	<b>254 974 221,43</b>	<b>127 501 976,79</b>	<b>11 885 421,60</b>	<b>113 812 040,64</b>	<b>1 774 782,40</b>
<b>Political Party</b>	<b>191 723 316,55</b>	<b>110 417 650,10</b>	<b>5 596 452,37</b>	<b>74 380 574,52</b>	<b>1 328 639,56</b>
"Communist Party of the Russian Federation"					
Kabardino-Balkarian Republic regional branch of Political Party	1 106 590,00	84 750,00	20 000,00	1 001 840,00	0,00
"Communist Party of the Russian Federation"					
Altai Territory regional branch of Political Party "Communist Party of the Russian Federation"	6 175 506,04	0,00	0,00	6 175 506,04	22 000,00
Krasnoyarsk Territory regional branch of Political Party	2 750 001,36	472 826,00	38 175,36	2 239 000,00	16 000,00
"Communist Party of the Russian Federation"					
Perm Territory regional branch of Political Party "Communist Party of the Russian Federation"	4 662 584,25	1 608 206,25	0,00	3 054 378,00	0,00
Belgorod Region regional branch of Political Party	3 584 228,59	2 096 476,36	389 094,00	1 098 658,23	0,00
"Communist Party of the Russian Federation"					
Vladimir Region regional branch of Political Party	7 725 889,44	1 776 052,77	1 578 788,67	4 371 048,00	0,00
"Communist Party of the Russian Federation"					
Irkutsk Region regional branch of Political Party	3 064 300,80	622 742,40	177 000,00	2 264 558,40	150 199,20
"Communist Party of the Russian Federation"					
Kemerovo Region regional branch of Political Party	2 429 680,40	917 788,40	166 392,00	1 345 500,00	65 000,00
"Communist Party of the Russian Federation"					
Kirov Region regional branch of Political Party	1 358 525,28	92 241,16	59 436,00	1 206 848,12	7 012,51
"Communist Party of the Russian Federation"					
Nizhni Novgorod Region regional branch of Political Party	10 260 172,61	3 213 900,33	154 964,00	6 891 308,28	81 531,13
"Communist Party of the Russian Federation"					



Political party and its regional branches	Expended, Total	Including			
		via the broadcasting organization	via editorial offices of periodicals	on the production and distribution of printed and other campaign materials	via the broadcasting organization
Novosibirsk Region regional branch of Political Party "Communist Party of the Russian Federation"	6 270 715,30	730 359,60	1 724 431,30	3 815 924,40	60 000,00
Rostov Region regional branch of Political Party "Communist Party of the Russian Federation"	2 553 740,00	954 240,00	0,00	1 599 500,00	0,00
Tver Region regional branch of Political Party "Communist Party of the Russian Federation"	1 949 038,34	1 621 258,34	149 800,00	177 980,00	0,00
Челябинское областное отделение of Political Party "Communist Party of the Russian Federation"	7 014 414,22	1 745 882,57	1 624 980,00	3 643 551,65	44 400,00
Jewish regional branch of Political Party "Communist Party of the Russian Federation"	1 899 375,41	1 147 602,51	205 907,90	545 865,00	0,00

Table 6. COST STRUCTURE OF POLITICAL PARTY "RUSSIAN UNITED DEMOCRATIC PARTY "YABLOKO", ITS REGIONAL BRANCHES FOR ELECTION CAMPAIGN (RUB)

Political party and its regional branches	Expended, Total	Including			
		via the broadcasting organization	via editorial offices of periodicals	on the production and distribution of printed and other campaign materials	via the broadcasting organization
<b>Political Party "Russian United Democratic Party "YABLOKO"</b>	<b>111 804 631,00</b>	<b>22 563 870,00</b>	<b>964 091,00</b>	<b>87 349 001,75</b>	<b>927 668,25</b>
Regional branches of Political Party "Russian United Democratic Party "YABLOKO" "in the Subjects of the Russian Federation	0,00	0,00	0,00	0,00	0,00

Table 7. COST STRUCTURE OF ALL-RUSSIA POLITICAL PARTY "UNITED RUSSIA", ITS REGIONAL BRANCHES FOR ELECTION CAMPAIGN (RUB)

Political party and its regional branches	Expended, Total	Including			
		via the broadcasting organization	via editorial offices of periodicals	on the production and distribution of printed and other campaign materials	via the broadcasting organization
<b>Total by the political party according to its regional branches</b>	<b>1 691 929 862,80</b>	<b>591 032 814,43</b>	<b>108 714 473,83</b>	<b>959 723 920,01</b>	<b>32 458 654,53</b>
<b>All-Russia Political Party "UNITED RUSSIA"</b>	<b>559 587 093,83</b>	<b>271 917 295,73</b>	<b>6 570 240,00</b>	<b>278 287 377,20</b>	<b>2 812 180,90</b>
Adygei regional branch of All-Russia Political Party "UNITED RUSSIA"	4 785 768,20	1 764 241,00	1 028 196,00	1 993 331,20	50 090,00
Altai Republic regional branch of All-Russia Political Party "UNITED RUSSIA"	15 156 989,30	738 090,00	672 121,90	13 746 777,40	259 771,33
Bashkortostan regional branch of All-Russia Political Party "UNITED RUSSIA"	19 819 868,69	715 680,00	900 000,00	18 204 188,69	874 874,90
Buriat regional branch of All-Russia Political Party "UNITED RUSSIA"	12 859 629,72	3 509 740,00	1 220 515,00	8 129 374,72	1 536 600,00
Dagestan regional branch of All-Russia Political Party "UNITED RUSSIA"	14 128 091,60	2 755 956,00	1 953 080,00	9 419 055,60	1 119 084,00
Ingush regional branch of All-Russia Political Party "UNITED RUSSIA"	26 560,58	8 060,58	0,00	18 500,00	0,00
Kabardino-Balkarian regional of All-Russia Political Party "UNITED RUSSIA"	6 101 266,50	152 662,50	558 000,00	5 390 604,00	70 000,00
Kalmyk regional branch of All-Russia Political Party "UNITED RUSSIA"	3 565 519,09	368 103,57	213 539,28	2 983 876,24	173 319,60
Karachaovo-Cherkess regional branch of All-Russia Political Party "UNITED RUSSIA"	1 646 427,30	259 410,00	240 362,00	1 146 655,30	434 000,00

Political party and its regional branches	Expended, Total	Including			
		via the broadcasting organization	via editorial offices of periodicals	on the production and distribution of printed and other campaign materials	via the broadcasting organization
Karelian regional branch All-Russia Political Party "UNITED RUSSIA"	2 678 903,07	903 463,37	532 007,20	1 243 432,50	123 640,00
Komi regional branch All-Russia Political Party "UNITED RUSSIA"	7 234 034,30	533 821,90	489 977,20	6 210 235,20	1 180,00
Mari regional branch All-Russia Political Party "UNITED RUSSIA"	2 319 760,68	47 906,68	0,00	2 271 854,00	0,00
Mordovian regional branch All-Russia Political Party "UNITED RUSSIA"	5 705 730,65	2 686 257,00	1 286 103,65	1 733 370,00	1 962 000,00
Yakutian regional branch All-Russia Political Party "UNITED RUSSIA"	18 812 016,28	4 436 958,20	4 352 005,02	10 023 053,06	537 240,06
North Ossetian regional branch All-Russia Political Party "UNITED RUSSIA"	1 666 540,00	0,00	0,00	1 666 540,00	1 000,00
Tatarstan regional branch All-Russia Political Party "UNITED RUSSIA"	16 524 336,76	2 662 808,65	2 162 256,00	11 699 272,11	2 165 544,20
Tyva regional branch All-Russia Political Party "UNITED RUSSIA"	2 692 079,90	249 864,90	226 580,00	2 215 635,00	152 000,00
Udmurt regional branch All-Russia Political Party "UNITED RUSSIA"	14 589 465,45	1 723 822,50	74 710,00	12 790 932,95	56 000,00
Khakass regional branch All-Russia Political Party "UNITED RUSSIA"	4 273 709,71	1 157 000,39	560 961,30	2 555 748,02	29 570,38
Chechen regional branch All-Russia Political Party "UNITED RUSSIA"	0,00	0,00	0,00	0,00	0,00
Chuvash regional branch All-Russia Political Party "UNITED RUSSIA"	2 417 363,80	1 114 210,80	73 278,00	1 229 875,00	0,00

Political party and its regional branches	Expended, Total	Including			
		via the broadcasting organization	via editorial offices of periodicals	on the production and distribution of printed and other campaign materials	via the broadcasting organization
Altai regional branch of All-Russia Political Party "UNITED RUSSIA"	6 568 777,50	61 149,00	0,00	6 507 628,50	36 000,00
Zabaykalsky regional branch of All-Russia Political Party "UNITED RUSSIA"	8 410 996,95	864 172,95	335 733,00	7 211 091,00	328 485,00
Kamchatka regional branch of All-Russia Political Party "UNITED RUSSIA"	12 297 015,09	6 564 504,00	1 314 948,67	4 417 562,42	15 000,00
Krasnodar regional branch of All-Russia Political Party "UNITED RUSSIA"	34 751 811,10	27 080 607,60	2 322 198,50	5 349 005,00	12 934,00
Krasnoyarsk regional branch of All-Russia Political Party "UNITED RUSSIA"	16 902 786,14	5 572 341,04	967 297,10	10 363 148,00	29 337,55
Perm Territory regional branch of All-Russia Political Party "UNITED RUSSIA"	12 256 092,40	1 476 534,00	0,00	10 779 558,40	100 000,00
Primorski regional branch of All-Russia Political Party "UNITED RUSSIA"	6 888 321,00	6 297 230,00	0,00	591 091,00	22 694,67
Stavropol regional branch of All-Russia Political Party "UNITED RUSSIA"	24 625 195,51	4 761 867,35	1 646 005,60	18 217 322,56	0,00
Khabarovsk regional branch of All-Russia Political Party "UNITED RUSSIA"	32 918 794,82	14 374 219,00	991 254,93	17 553 320,89	538 300,00
Amur regional branch of All-Russia Political Party "UNITED RUSSIA"	12 127 767,31	5 000 088,98	2 553 138,12	4 574 540,21	0,00
Arkhangelsk regional branch of All-Russia Political Party "UNITED RUSSIA"	7 480 459,39	767 727,70	573 689,00	6 139 042,69	0,00
Astrakhan regional branch of All-Russia Political Party "UNITED RUSSIA"	7 025 778,20	1 108 310,96	2 005 685,00	3 911 782,24	0,00



Political party and its regional branches	Expended, Total	Including			
		via the broadcasting organization	via editorial offices of periodicals	on the production and distribution of printed and other campaign materials	via the broadcasting organization
Belgorod regional branch of All-Russia Political Party "UNITED RUSSIA"	31 223 861,10	5 137 558,42	4 552 996,70	21 533 305,98	0,00
Bryansk regional branch of All-Russia Political Party "UNITED RUSSIA"	12 134 561,50	4 535 287,50	1 752 180,00	5 847 094,00	46 200,00
Vladimir regional branch of All-Russia Political Party "UNITED RUSSIA"	22 743 933,46	3 930 174,49	511 193,19	18 302 565,78	400 000,00
Vologograd regional branch of All-Russia Political Party "UNITED RUSSIA"	29 701 369,55	9 437 965,00	35 220,00	20 228 184,55	0,00
Vologda regional branch of All-Russia Political Party "UNITED RUSSIA"	1 288 040,45	751 496,70	27 900,00	508 643,75	0,00
Voronezh regional branch of All-Russia Political Party "UNITED RUSSIA"	24 498 706,56	4 124 610,00	4 635 378,60	15 738 717,96	8 328,79
Ivanovo regional branch of All-Russia Political Party "UNITED RUSSIA"	17 120 338,42	4 584 365,84	4 863 862,00	7 672 110,58	510 304,00
Irkutsk regional branch of All-Russia Political Party "UNITED RUSSIA"	16 718 176,58	5 980 111,50	1 502 358,08	9 235 707,00	23 000,00
Kaliningrad regional branch of All-Russia Political Party "UNITED RUSSIA"	13 137 677,20	3 654 801,20	4 601 259,00	4 881 617,00	753 346,56
Kaluga regional branch of All-Russia Political Party "UNITED RUSSIA"	6 977 070,30	2 292 542,00	3 329 700,30	1 354 828,00	201 670,00
Kemerovo regional branch of All-Russia Political Party "UNITED RUSSIA"	13 428 608,14	4 648 601,60	186 000,00	8 594 006,54	0,00
Kirov regional branch of All-Russia Political Party "UNITED RUSSIA"	12 985 946,20	3 618 558,00	386 345,00	8 981 043,20	187 375,00

Political party and its regional branches	Expended, Total	Including			
		via the broadcasting organization	via editorial offices of periodicals	on the production and distribution of printed and other campaign materials	via the broadcasting organization
Kostroma regional branch of All-Russia Political Party "UNITED RUSSIA"	14 100 382,47	2 427 301,79	2 251 995,00	9 421 085,68	98 209,00
Kurgan regional branch of All-Russia Political Party "UNITED RUSSIA"	14 482 045,64	1 179 865,76	1 940 014,88	11 362 165,00	87 723,00
Kursk regional branch of All-Russia Political Party "UNITED RUSSIA"	10 292 376,42	3 236 006,00	785 931,80	6 270 438,62	20 000,00
Leningrad Region regional branch of All-Russia Political Party "UNITED RUSSIA"	21 466 019,49	340 960,00	58 500,00	21 066 559,49	6 761 000,00
Lipetsk regional branch of All-Russia Political Party "UNITED RUSSIA"	1 720 981,66	894 376,56	0,00	826 605,10	343 500,00
Magadan regional branch of All-Russia Political Party "UNITED RUSSIA"	7 532 029,06	944 307,65	356 089,98	6 231 631,43	0,00
Moscow Region regional branch of All-Russia Political Party "UNITED RUSSIA"	15 484 544,04	8 304 028,00	874 052,50	6 306 463,54	811 690,36
Murmansk regional branch of All-Russia Political Party "UNITED RUSSIA"	11 657 570,31	6 125 100,96	1 642 140,63	3 890 328,72	100 000,00
Nizhni Novgorod regional branch of All-Russia Political Party "UNITED RUSSIA"	19 266 603,07	6 743 810,00	3 846 224,40	8 676 568,67	164 828,42
Novgorod regional branch of All-Russia Political Party "UNITED RUSSIA"	5 905 387,63	2 882 549,23	521 255,20	2 501 583,20	23 200,00
Novosibirsk regional branch of All-Russia Political Party "UNITED RUSSIA"	24 549 977,80	3 632 491,80	1 765 400,00	19 152 086,00	0,00
Omsk regional branch of All-Russia Political Party "UNITED RUSSIA"	20 575 126,54	6 851 430,54	0,00	13 723 696,00	2 767 400,00

Political party and its regional branches	Expended, Total	Including			
		via the broadcasting organization	via editorial offices of periodicals	on the production and distribution of printed and other campaign materials	via the broadcasting organization
Orenburg regional branch of All-Russia Political Party "UNITED RUSSIA"	15 865 869,58	3 268 809,85	2 417 024,14	10 180 035,59	993 373,48
Orel regional branch of All-Russia Political Party "UNITED RUSSIA"	4 840 000,00	11 699,70	0,00	4 828 300,30	0,00
Penza regional branch of All-Russia Political Party "UNITED RUSSIA"	8 038 861,04	1 574 400,00	950 239,10	5 514 221,94	162 000,00
Pskov regional branch of All-Russia Political Party "UNITED RUSSIA"	6 277 191,23	885 462,82	571 121,45	4 820 606,96	0,00
Rostov regional branch of All-Russia Political Party "UNITED RUSSIA"	27 099 541,60	9 109 209,00	3 192 498,00	14 797 834,60	2 114 137,30
Ryazan regional branch of All-Russia Political Party "UNITED RUSSIA"	16 985 088,67	6 615 754,50	1 503 345,77	8 865 988,40	115 204,60
Samara regional branch of All-Russia Political Party "UNITED RUSSIA"	8 389 728,82	4 034 445,12	176 242,60	4 179 041,10	8 000,00
Saratov regional branch of All-Russia Political Party "UNITED RUSSIA"	16 469 693,00	3 754 233,00	980 415,00	11 735 045,00	987 939,00
Sakhalin regional branch of All-Russia Political Party "UNITED RUSSIA"	6 469 752,54	2 936 110,14	784 212,00	2 749 430,40	0,00
Sverdlovsk regional branch of All-Russia Political Party "UNITED RUSSIA"	31 552 941,67	14 601 831,35	5 814 472,12	11 136 638,20	0,00
Smolensk regional branch of All-Russia Political Party "UNITED RUSSIA"	14 458 968,64	5 475 024,00	571 492,25	8 412 452,39	185 393,00
Tambov regional branch of All-Russia Political Party "UNITED RUSSIA"	12 938 294,48	1 442 832,00	537 200,94	10 958 261,54	81 450,00

Political party and its regional branches	Expended, Total	Including			
		via the broadcasting organization	via editorial offices of periodicals	on the production and distribution of printed and other campaign materials	via the broadcasting organization
Tver regional branch of All-Russia Political Part "UNITED RUSSIA"	20 840 157,36	4 724 592,59	2 516 505,46	13 599 059,31	66 400,00
Tomsk regional branch of All-Russia Political Part "UNITED RUSSIA"	4 121 635,11	1 596 623,56	507 325,00	2 017 686,55	0,00
Tula regional branch of All-Russia Political Part "UNITED RUSSIA"	19 618 851,81	9 161 091,50	1 427 508,51	9 030 251,80	18 000,00
Tyumen regional branch of All-Russia Political Part "UNITED RUSSIA"	4 287 641,85	482 092,00	747 136,96	3 058 412,89	6 500,00
Ulyanovsk regional branch of All-Russia Political Part "UNITED RUSSIA"	22 662 452,36	4 423 503,16	636 423,50	17 602 525,70	173 831,53
Chelyabinsk regional branch of All-Russia Political Part "UNITED RUSSIA"	41 868 660,44	11 548 343,12	5 611 460,00	24 708 857,32	10 000,00
Yaroslavl regional branch of All-Russia Political Part "UNITED RUSSIA"	15 682 837,12	5 620 525,92	1 641 058,30	8 421 252,90	637 803,90
Moscow City regional branch of All-Russia Political Part "UNITED RUSSIA"	36 728 312,51	0,00	0,00	36 728 312,51	150 000,00
Saint-Petersburg City regional branch of All-Russia Political Part "UNITED RUSSIA"	38 095 556,48	28 032 015,60	1 402 283,88	8 661 257,00	0,00
Jewish regional branch of All-Russia Political Part "UNITED RUSSIA"	257 905,63	33 564,51	0,00	224 341,12	0,00
Nenets regional branch of All-Russia Political Part "UNITED RUSSIA"	703 875,60	0,00	0,00	703 875,60	0,00

Political party and its regional branches	Expended, Total	Including			
		via the broadcasting organization	via editorial offices of periodicals	on the production and distribution of printed and other campaign materials	via the broadcasting organization
Khanty-Mansi regional branch of All-Russia Political Part "UNITED RUSSIA"	13 828 557,60	2 374 387,10	264 720,00	11 189 450,50	0,00
Chukot regional branch of All-Russia Political Part "UNITED RUSSIA"	2 986 166,18	1 433 857,00	211 909,12	1 340 400,06	0,00
Yamalo-Nenetski regional branch of All-Russia Political Part "UNITED RUSSIA"	3 378 563,44	0,00	0,00	3 378 563,44	0,00



Table 8. COST STRUCTURE OF ALL-RUSSIA POLITICAL PARTY "RIGHT CAUSE", ITS REGIONAL BRANCHES FOR ELECTION CAMPAIGN (RUB)

Political party and its regional branches	Expended, Total	Including			
		via the broadcasting organization	via editorial offices of periodicals	on the production and distribution of printed and other campaign materials	via the broadcasting organization
<b>Total by the political party according to its regional branches</b>	<b>9 982 986,00</b>	<b>6 877 490,00</b>	<b>756 840,00</b>	<b>2 303 656,00</b>	<b>45 000,00</b>
<b>All-Russia Political Party "RIGHT CAUSE"</b>	<b>6 355 170,00</b>	<b>4 595 810,00</b>	<b>543 640,00</b>	<b>1 215 720,00</b>	<b>0,00</b>
Kabardino-Balkarian regional branch All-Russia Political Party "RIGHT CAUSE"	239 850,00	0,00	0,00	239 850,00	0,00
Krasnoyarsk regional branch All-Russia Political Party "RIGHT CAUSE"	0,00	0,00	0,00	0,00	0,00
Kurgan regional branch All-Russia Political Party "RIGHT CAUSE"	286 000,00	0,00	0,00	286 000,00	0,00
Rostov regional branch All-Russia Political Party "RIGHT CAUSE"	562 086,00	0,00	0,00	562 086,00	0,00
Sverdlovsk regional branch All-Russia Political Party "RIGHT CAUSE"	2 314 880,00	2 281 680,00	33 200,00	0,00	0,00
Saint-Petersburg City regional branch All-Russia Political Party "RIGHT CAUSE"	180 000,00	0,00	180 000,00	0,00	45 000,00

*Appendix 10 to the Chapter 7*

**Table of Results/Decisions of the Meetings Held by the Working Group for the Disputes Connected with Provision of Information and Other Matters of Informational Support of Elections**

<b>Meeting held on November 14, 2011.</b>	
1. Complaint received from citizen R.U.Gattarov concerning the campaigning in the Internet sites of the Political Party "Communist Party of the Russian Federation" and Novosibirsk regional organization of the Political Party "Communist Party of the Russian Federation".	1. To recommend that the Political Party "Communist Party of the Russian Federation" as well as Novosibirsk regional organization of the Political Party "Communist Party of the Russian Federation" should place missing information on corresponding pages of the sites immediately and notify CEC of Russia in writing. 2. To recommend that participants of the election campaign should avoid violations of provisions of part 2 article 53 of the Federal Act "On election of deputies of the State Duma of the Federal Assembly of the Russian Federation" when disclosing public opinion results.
2. Concerning the campaigning material of the Political Party "Liberal-democratic Party of Russia" (namely, a brochure called "New national policy of Russia").	1. To recommend that the Political Party "Liberal-democratic Party of Russia" should avoid distribution via the campaigning materials of opinions and judgments containing the signs of propaganda of exclusiveness, superiority or inferiority of humans by nationality, as well as xenophobia and nationalism in general, appeals to the excitation of national discord. 2. To recommend that Central Election Commission of the Russian Federation should submit the campaigning material of the Political Party "Liberal-democratic Party of Russia" (namely, a brochure called "New national policy of Russia") to MIA of Russia to get an appropriate expert opinion.
3. Complaints of the authorized representatives of the Political Party "FAIR RUSSIA" concerning the violation of the campaigning procedure by editorial office of newspaper "Komsomolskaya Pravda".	1. To admit that the existence of the campaigning purpose with editorial office of newspaper "Komsomolskaya Pravda" has not been proved. 2. To draw the attention of the Political Party "FAIR RUSSIA" at the fact that the party has got the right to apply to editorial of newspaper "Komsomolskaya Pravda" and request to publish a refutation should there be appropriate evidence of false nature of information published earlier.
4. Complaint received from citizen R.A.Sadykov concerning violation of the campaigning procedure by TV channel "Russia-24".	1. To admit that no sufficient evidence of the failure to observe provisions of administrative law, was given in the materials submitted by citizen R.A.Sadykov. 2. To pass a resolution of denial to institute legal proceedings in respect of violation of administrative law, and give a corresponding answer to the applicant.
5. Applications concerning the facts of distribution of printing materials of the Political Party "Communist Party of the Russian Federation" (namely, brochure "Reality and Alternative") in the territory of Khakass Republic, Kostroma Region and Magadan Region during the election campaign (election of deputies of the State Duma of the Federal Assembly of the Russian Federation of the sixth convocation).	1. To admit the existence of signs of the campaigning material in brochure "Reality and Alternative" issued by of the Political Party "Communist Party of the Russian Federation". 2. To recommend that the Political Party "Communist Party of the Russian Federation" should observe provisions of election legislation concerning the procedure of issue and distribution of printing campaigning materials in case of distribution of the brochure with such content during the election campaign.
<b>Meeting held on November 24, 2011.</b>	
1. On current issues of the provisions of the federal law on elections related to the placement on the channels of broadcasting campaign materials of political parties.	The issue addressed in order to view and open discussion of audiovisual campaign materials of political parties represented to be placed on TV channels.

## Chapter 8.

### Information Center of the CEC of Russia "Elections 2011"

Regular election of deputies of the State Duma of the Federal Assembly of the Russian Federation, appointed by the Decree of the President of the Russian Federation of August 29, 2011 were held on December 4, 2011.

The elections of 450 deputies of the State Duma were participated by all seven registered political parties – the “UNITED RUSSIA”, the Communist Party of the Russian Federation, the Liberal Democratic Party of Russia, FAIR RUSSIA, “PATRIOTS OF RUSSIA”, “YABLOKO”, “RIGHT CAUSE”, the federal lists of which had 2999 registered candidates.

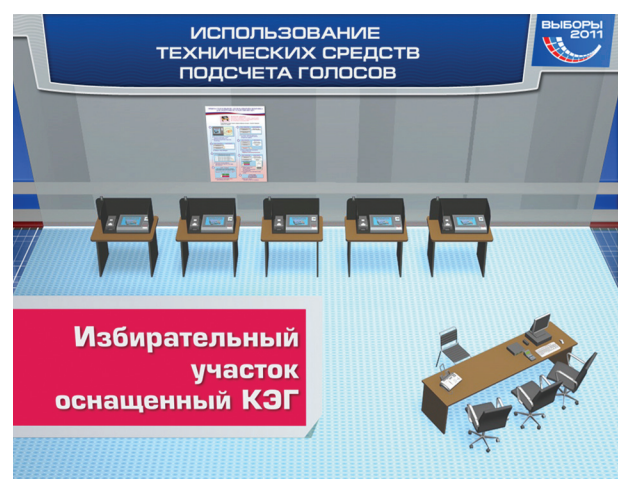
On the same day, along with the federal elections 77 subjects of the Russian Federation held about 2.8 thousand regional and municipal elections and local referenda (voting), including 27 subjects of the Russian Federation conducting the main elections of deputies of the legislative (representative) bodies of state power.

In total, 18,322 electoral mandates were replaced, and in general 43,833 candidates were registered in the Russian Federation on December 4, 2011, thus ensuring political competition and alternative nature of elections at all levels. As of July 1, 2011 the voter lists included 109,983,274 voters, including those outside the territory of the Russian Federation – 1,829,659 voters. Voting was conducted from 8 am to 8 pm local in nine time zones in Russia.

For information coverage of the preliminary vote returns and results of election of deputies of the State Duma of the Federal Assembly of the Russian Federation of the sixth convocation, deputies of the

legislative (representative) bodies of state power of the subjects of the Russian Federation and other municipal – administrative centers of the Russian Federation, elected officials and deputies of representative bodies of other municipal formations, carried out in the subjects of the Russian Federation on December 4, 2011, the CEC Russia established the Information Center “Elections 2011” on December 1–5, 2011, which transmitted real-time information by the relevant election commissions via the State Automated System of the Russian Federation “Elections” (GAS “Vybory”), on the progress and preliminary vote returns, as well as video information related to the use of technical means of vote counting – complex processing of ballots (CPB) and systems for electronic voting (SEV).

A reception to the CEC of Russia of representatives of public associations, labor organizations, institutions of secondary and higher education, representatives of youth associations and nationwide organizations of veterans and the disabled was conducted for the first time on December 1, 2011 as part of the evaluation work of the activities of the Information Centre of the CEC of Russia “Elections 2011” to inform the Russian and international public about the federal, regional and municipal elections, held in the Russian Federation on December 4, 2011, in which the participants were provided with information on the procedure for disclosure of voting (turnout), the preliminary vote returns and election results, use of a mobile portal and the Internet site of the CEC of Russia, test vote using the CPB and SEV, as well as the work of a “hot line” communications



with voters of the Russian Foundation for Free Elections. A similar event was held on December 3 for the diplomatic corps, foreign guests and participants of the Information Center of the CEC of Russia "Elections 2011".

Work of Information Centers of the CEC of Russia on single voting days in the subjects of the Russian Federation, as well as in the days of the federal election, which confined the regional and municipal elections – is one of the most effective information election technologies for awareness of the public, representatives of Russian and foreign media about the election in accordance with the federal Law "On basic Guarantees of electoral Rights of Citizens of the Russian Federation and the right to Participate in Referenda", "On the State Automated system of the Russian Federation" Elections "and other federal laws.

Work of Information Center of the CEC of Russia "Elections 2011" on December 4– 5, 2011 was carried out in the following information fields:

- presenting information about the voting (turnout) based on GAS "Vybery";
- presenting timely information on the progress of the vote counting and preliminary vote returns on the basis of GAS "Vybery";
- provision of technical specifications of television and radio coverage of information about the voting process and preliminary vote returns by members of the Information Center of the CEC of Russia "Elections 2011";
- organization and support (including video or audio) of thematic presentations related to the current election campaign;
- provision and organization of thematic video and radio conferences (mobile phone) with election commissions of the subjects of the Russian Federation for other participants in the events of the Information Center of the CEC of Russia "Elections 2011";
- organization of press conferences, briefings, interviews, etc.;
- interaction with the representatives of Russian and foreign media and press services of political parties, federal government agencies and other participants in the events of the Information Centre of the CEC of Russia "Elections 2011";
- the operation of all systems of visual information display, including the period between the performances of the participants and guests of the Information Center of the CEC of Russia "Elections 2011";

- interaction with foreign (international) observers for timely information about the voting, vote counting, the preliminary vote returns.

Information Center of the CEC of Russia "Elections 2011" also provided information interaction with the International Information Center "Elections 2011", in the events during the election of deputies of the State Duma of the Federal Assembly of the Russian Federation of the sixth convocation, which included the leadership and members of the CEC of Russia with casting vote and advisory capacity, the participants and guests of the Information Center of the CEC of Russia "Elections 2011".

The Federal Center of Information Technologies under the CEC of Russia displayed stand to demonstrate the complex processing of ballots and electronic voting systems at the Conference Room of the CEC of Russia on December 4-5, 2011 as part of the exhibition "Technical means of vote counting in the elections in the Russian Federation" of the Information Center. Representatives of Russian and foreign media, foreign visitors of the Information Center of the CEC of Russia (representatives of diplomatic missions and consular offices) in the framework of the Information Center could evaluate the technological capabilities of CPB- 2010 and SEV. For the first time in the practice of federal elections CPB and SEV (total of 5154) were used in all 83 subjects of the Russian Federation (CPB – in 76, SEV – in 7).

In addition, SEV was used in four foreign countries by 26 polling stations (Germany – 10, Latvia – 5, Kazakhstan – 7, Poland – 4), formed by the diplomatic missions and consular offices, as well as in the city of Baikonur (Kazakhstan). In general, voting with the use of technical means of vote counting might have been attended by more than 8 million voters on the electoral lists.

Webcast from the polling stations contribute to the increase of transparency of electoral procedures, which allows any citizen, having the access to the Internet, to watch in real time the conduct of the electoral procedures – the voting and vote counting. These means of CCTV installed in the premises for voting, were directed in such a way that a video display (from 8 am to 8 pm local time), and the status of vote counting (after the time of voting) will be held without any violation of the secrecy of voting. Information on technical re-equipment of the electoral system in the subjects of the Russian Federation (the use of CPB and SEV,





web cameras) was brought to the attention of the Information Centre of the CEC of Russia, including the chairmen of election commissions of the subjects of the Russian Federation in the videoconference.

Program-technical complex presentation of information system GAS “Vybory” on the preparation, conduct and outcome of the election campaigns through the mobile subscriber devices on which data on political parties participating in the election of deputies of the State Duma of the Federal Assembly of the Russian Federation of the sixth convocation is placed, as well as the preliminary vote returns (on the whole territory of the Russian Federation) after their publication in the Information Centre of the CEC of Russia “Elections 2011” was organized from November 24 to December 6, 2011.

The work of the Information Centre of the CEC of Russia “Elections 2011” was attended by members of the Central Election Commission of Russia with casting vote and advisory capacity, representatives of the federal government, political parties, the Public Chamber of the Russian Federation, public organizations, and federal government agencies that provide assistance to the election commissions in the implementation of their authorities in accordance with paragraph 16 of Article 20 of the Federal Law “On Basic Guarantees of Electoral Rights of Citizens of the Russian Federation and the Right to Participate in Referenda”, as well as representatives of Russian and foreign media, the Office of the Central Election Commission of Russia, the FCI (Federal Center of Information) under the CEC of Russia, Russian Training Center of Election Technologies under the CEC of Russia, scientific and methodological Public Advisory Council of the Central Election Commission of Russia, the Russian Foundation for Free Elections, the Association of non-profit organizations for the protection of the electoral rights “Citizens”, Public Council “Fair Elections”, civil society, experts and foreign guests, international experts, foreign (international) observers.

Information Center of the CEC of Russia “Elections 2011” provided the necessary information

conditions to the representatives of Russian and foreign mass media, political parties, federal government officials, foreign guests, and other participants in the activities of the Information Center of the CEC of Russia to obtain immediate electoral information. The Information Centre of the CEC of Russia, where the information on the progress, preliminary vote returns and election results in the subjects of the Russian Federation became public, was participated by the accredited representatives of Russian and foreign broadcasting organizations, which conducted print media coverage of the events of the Information center and information communication with its members. In general, 6947 journalists representing 4005 media centers were accredited on December 4-5, 2011 in the Information Center of the CEC of Russia “Elections-2011” and in the subjects of the Russian Federation: Information Center of the CEC of Russia – 1566 journalists (including 388 foreign), 173 media centers (including 95 foreign), in the subjects of the Russian Federation – 5381 journalists, 3832 – media.

For the first time in the practice of Information Centers the federal elections in the Information Centre of the CEC of Russia “Elections 2011” on December 4–5, 2011 broadcast the voting (turnout), the establishment of the preliminary vote returns in the election of deputies of the State Duma of the Federal Assembly of the Russian Federation of the sixth convocation in a real-time on the website of the CEC of Russia ([www: cikrf.ru](http://www.cikrf.ru)). In addition, information about the preliminary vote returns was posted on the websites of the election commissions of the subjects of the Russian Federation, as well as on the website of the CEC of Russia.

The main tools of the Information Centre of the CEC Russia for visualization, audio broadcasts, as well as posting information were board 1 and board 2 in the conference room of the CEC of Russia; boards in the atrium, plasma screens in the conference room of the CEC of Russia and in the atrium; information-reference subsystem GAS “Vybory”; Network CATV of the CEC of Russia, website of the CEC of Russia on the Internet portal GAS



"Vybory"; workstations in the conference room of the CEC of Russia in press-center sector equipped with computers with Internet connection, wireless Internet access equipment (Wi-Fi), as well as other means. In particular, the first and fourth floors of the building of the CEC of Russia placed Intranet kiosks with background information on the election of deputies of the State Duma of the Federal Assembly of the Russian Federation of the sixth convocation, as well as elections in the subjects of the Russian Federation marking the federal elections of December 4, 2011.

Boards and plasma screens of the Information Center of the CEC of Russia presented videos (films), specially prepared for the election of deputies of the State Duma of the Federal Assembly of the Russian Federation of the sixth convocation, in particular the "Voting Day at the polling station," on the issuance of copies of voting protocols, GAS "Vybory", video and slides of election commissions, including the use of CPB and SEV, video clips of regional and local broadcasters.

Information Center of the CEC of Russia "Elections 2011" was opened on December 4 at 10 am in a video conference by the Chairman of the CEC of Russia V.E. Churov being in the Tula region on a business trip, who greeted the participants and guests of the Information Center.

Information modes of the Information centers provide information about the opening of polling stations on December 4 (Sunday), participation (turnout) of voters in the elections, declarations, appeals and complaints of election participants and results of operation review, vote counting, including the "counter" of the preliminary vote returns in the election of deputies of the State Duma of the Federal Assembly of the Russian Federation of the sixth convocation, conduct of videoconferences of

representatives of the CEC of Russia and other members of the Information Center with election commissions in the subjects of the Russian Federation, presentations of civil and expert members, and on December 5 (Monday) – presentations of Chairman of the CEC of Russia V.E. Churov, Deputy Chairman of the CEC of Russia L.G. Ivlev about the preliminary vote returns in the election of deputies of the State Duma of the Federal Assembly of the Russian Federation of the sixth convocation, regional elections, including members of the legislative (representative) bodies of state power of 27 subjects of the Russian Federation, head of the city of Lipetsk and members of representative city bodies – the administrative centers of the three subjects of the Russian Federation.


Presentations of the participants of events in the Information center were accompanied by graphics and other materials illustrating the progress and preliminary returns. Materials with current information were provided to the participants of the events in the Information Center after the official presentation of this information in a convenient printed form (the report) and by tradition in electronic form – in the Intranet and Internet kiosks.

On December 4, 2011 in accordance with the work program of the Information Center Deputy Chairman of the CEC of Russia L.G. Ivlev provided information on the amount of election campaigns, voter turnout, vote returns. Information about the voting process was represented by Deputy Chairman of the CEC of Russia L.G. Ivlev and C.B. Vavilov in the Information Center of the CEC of Russia "Elections 2011" at 11.30 am, 12 pm, 3 pm, 5 pm and 7 pm.

Deputy Chairman of the CEC of Russia- Head of the Information Centre of the CEC of Russia L.G. Ivlev has given numerous interviews to Russian and foreign mass media.

The Information Center held video call-off with election commissions of the Arkhangelsk Region, the Republic of Dagestan, the Kaliningrad Region, Chukot Autonomous area (regions with the most remote polling stations), and the Krasnoyarsk Territory – the polling station was established near geographical Center of the Russian Federation on the territory of the Lake Vivi (Evenk municipal district).

Video conferences were held with a number of chairmen of election commissions of the subjects of the Russian Federation, in particular, the Komi Republic, the Republic of Tatarstan and the



Chechen Republic, the Khakass Republic, Krasnodar Territory, Perm Territory, Astrakhan Region, Irkutsk Region, Murmansk Region, Orel, Region Penza Region, Sverdlovsk Region and Tyumen Region, other election commissions, which were attended by members of the CEC of Russia, representatives of FCI of the CEC of Russia, federal government agencies and other election commissions, including the territorial election commissions on elections abroad. Video conferences preceded the demonstration of video presentation on the scoreboard at the Information Centre of the CEC of Russia prepared by the election commissions of all the above subjects of the Russian Federation. In addition, slides and video materials of other election commissions of the subjects of the Russian Federation, as well as regional television news clips were also shown.

The Information Centre of the CEC of Russia "Elections 2011" held radio communication with the Extraordinary and Plenipotentiary Ambassador of the Russian Federation in the Republic of Poland A.N. Alexeyev, the Extraordinary and Plenipotentiary Ambassador of the Russian Federation in the Republic of Kazakhstan M.N. Bocharnikov, the chairman of the territorial election commission of the city of Baikonur (Kazakhstan) M.T. Moskalev on the voting of citizens of the Russian Federation in the States, including the use of electronic voting systems.

In addition, members of the CEC of Russia V.A. Kryukov and S.M. Shapiev held a session on a mobile phone with A.U. Ipatov, chairman of the precinct election commission of the polling station, formed at the polar station "SP-39" (Roshydromet) – an organization of voting at the polling station, formed at the polar station "SP-39".

As part of the activities of the Information Center "Elections 2011" on December 4–5, 2011, in particular, took place the presentations of: member of the CEC of Russia T.G. Voronova – on interna-

tional observers in the election of deputies of the State Duma of the Federal Assembly of the Russian Federation of the sixth convocation;

Deputy Chairman of the CEC of Russia S.V. Vavilov – on the organization of budget financing of the preparation and conduct of election of deputies of the State Duma of the Federal Assembly of the Russian Federation of the sixth convocation, with the participation of the chief of the Control Department of the CEC of Russia M.N. Artamoshkin – on the activities of the Control and Audit Service of the CEC of Russia;

Deputy Chairman of the CEC of Russia L.G. Ivlev – on the preliminary vote returns in the election of deputies of the legislative (representative) bodies of state power of 27 subjects of the Russian Federation, as well as elections in the cities – the administrative centers of the four subjects of the Russian Federation;

Secretary of the CEC of Russia N.E. Konkin, deputy head of the CEC of Russia L.F. Demyanchenko – on the organization of voting on ships being at sea on voting day (with a video presentation of the plot by the example of the Murmansk region), as part of a video conference with the Chairman of the Election Commission of the Murmansk region T.A. Stepanova (700 ship polling stations were established assigned to the ports of 11 subjects of the Russian Federation, 22,752 voters took part in the voting on the ships);

Member of the CEC of Russia N.A. Kulyasova – on the organization of voting for persons with disabilities (with a video presentation of the Moscow City Election Commission on the organization of voting for persons with disabilities);

Members of the CEC of Russia T.G. Voronova and S.A. Danilenko – on representatives of political parties in election commissions at all levels (members of election commissions with advisory capacity, observers);





Member of the CEC of Russia S.M. Shapiev, deputy head of the CEC of Russia L.F. Demyanchenko – on the organization of voting in remote and inaccessible areas (regional laws on these areas are taken in 35 subjects of the Russian Federation);

Secretary of the CEC of Russia N.E. Konkin – on the procedure for determining of the returns of election of deputies of the State Duma of the Federal Assembly of the Russian Federation of the sixth convocation;

Member of the CEC of Russia E.P. Dubrovina, chairman of the territorial election commission abroad, P.A. Prokofiev – on the preliminary vote returns outside the territory of the Russian Federation;

Chairman of the Board of the Russian Foundation for Free Elections V.P. Volkov, Chairman of the Coordinating Council of non-governmental organizations for the protection of the electoral rights of citizens, the executive director of the Russian Foundation for Free Elections I.V. Bogdanov – on the work of a "hot line" communication of the Russian Foundation for free elections with voters in the subjects of the Russian Federation;

Representatives of the Association of non-governmental organizations for the protection of the electoral rights "Citizens' A.S. Tochenov, V.V. Grib, M. S. Polanski, H. S. Fedorov, A.V. Ignatov – on the implementation of social control at the election, the work of SMS-portal "Code of Truth" on acceptance of the voters;

Co-chair of the Public Council "Fair Elections" V.K. Mamontov and the executive secretary of

the Public Council D.V. Konyaev – on the organization of a "hot line" communication with voters of the Public Council "Fair Elections";

Director of the Federal Migration Service K.O. Romodanovskii – about the organization of work of the Federal Migration Service to

ensure the voting rights of citizens, including video and audio conferencing with the Deputy Chairman of the CEC of Russia L.G. Ivlev, a member of the CEC of Russia N.A. Kulyasova, chairman of the Election Commission of Krasnodar region Y.A. Burlachko, head of the Federal Migration Service of the Krasnodar Territory I.A. Semenyakin, chairman of the territorial election commission "Adler" in urban district "The City of Sochi" A.O. Abakumov and Secretary of TEC "Adler" S.A. Yakovleva – on the organization of voting in the Krasnodar region and at the territories of Olympic Games "Sochi-2014";

First Deputy Minister of Foreign Affairs of the Russian Federation A. I. Denisov, chairman of the territorial election commission abroad P.A. Prokofiev – on the organization and the voting outside the territory of the Russian Federation;

State Secretary – Deputy Minister of Defense of the Russian Federation N.A. Pankov – on the organization of the military voting;

Director of the Federal Penitentiary Service Colonel-General of the internal service A.A. Reimer – on the organization of voting in places of detention;

First Deputy Minister of Internal Affairs of Russia Police Lieutenant General A.V. Gorovoy – on public safety during the election of deputies of the State Duma of the Federal Assembly of the Russian Federation of the sixth convocation in the subjects of the Russian Federation;





Head of the Office for the Supervision of the rights and freedoms of the citizens of the General Prosecutor of the Russian Federation L.I. Kopteva on work of the prosecution on the compliance of electoral rights of citizens;

Head of Russian Training Center of Election Technologies at the CEC of Russia A.V. Ivanchenko – on the competition outcome of sociological forecasts and information projects of Russian Training Center of Election Technologies at the CEC of Russia in the election of deputies of the State Duma of the Federal Assembly of the Russian Federation of the sixth convocation \*;

Representatives of the expert community M.S. Grigorieva, S.N. Markov, M.V. Remizova, K.V. Simonov – on the preliminary results of voting in the election of deputies of the State Duma of the Federal Assembly of the Russian Federation of the sixth convocation.

On December 4 at 9 pm representatives of VCIOM (The All-Russian Public Opinion Research Center) and Russian Training Center of Election Technologies at the CEC of Russia (Deputy Director General of VCIOM L.V. Davydov and head of the Russian Center for Training the Election Technologies at the CEC of Russia A.V. Ivanchenko) announced results of conducting exit polls in the election of deputies of the State Duma of the Federal Assembly of the Russian Federation of the sixth convocation for the first time in the practice of Information Center, which took place at the exit of voters from polling stations.

On the election day, at 10 pm the Chairman of the CEC of Russia V.E. Churov with the Deputy Chairmen of the CEC of Russia S.V. Vavilov, L.G. Ivlev and Secretary of the CEC of Russia, N.E. Konkin turned on the “counter” to establish preliminary vote returns in the elections of the deputies of the State Duma of the Federal Assembly of the Russian Federation of the sixth convocation and

announced the first results of the vote (according to the results of entering the protocols of precinct commissions in GAS « Vybory “). From 10 pm of December 4 to 8 as of December 5, 2011 “counter” worked on-line on the scoreboard of the Information Center of the CEC of Russia. For the first time in practice of the information centers federal “counter” was supplemented by a demonstration (in a real time) of the preliminary vote returns in the election of deputies of the State Duma of the Federal Assembly of the Russian Federation of the sixth convocation in the subjects of the Russian Federation, as well as territorial election commissions, thus providing a more extensive and in-depth presentation of electoral information in real-time.

Deputy Chairmen of the CEC of Russia S.V. Vavilov and L.G. Ivlev regularly informed members of the Information Center on statements and messages of election participants, receiving by the CEC of Russia, and taken thereon operational responses.

Information Centre of the CEC of Russia “Elections 2011” implemented extensive program of information character, organized and conducted numerous interviews, briefings and other information events with the Chairman of the CEC of Russia, Deputy Chairmen, the Secretary of the CEC, members of the CEC of Russia with casting vote, heads of organizations and institutions in the CEC of Russia, guests and participants of Information center “Elections 2011”.

Non-governmental organizations (Russian Foundation for Free Elections, the Association of nonprofit organizations for the protection of the electoral rights “Citizens”, Public Council “Fair Elections”) have been deployed mobile points of public “hot line” communications with voters at the Information Centre of the CEC of Russia “Elections 2011”, as well as the International Information Center “Elections 2011”.

For example, from October 10 in a number of subjects of the Russian Federation, and from November 7 to December 5, 2011 – the CEC of Russia held public “hot-line” communications with voters of the Russian

**Краснодарский край**  
**БУРЛАЧКО Юрий Александрович**  
 Председатель Избирательной комиссии  
 Краснодарского края  
**СЕМЕНЯКИН Игорь Андреевич**  
 Начальник Управления Федеральной миграционной  
 службы Краснодарского края  
**ВИДЕО-АУДИОКОНФЕРЕНЦИЯ**  
**АБАКУМОВ Александр Олегович**  
 Председатель территориальной избирательной  
 комиссии «Адлеровская» муниципального  
 образования «Город-курорт Сочи»  
**ЯКОВЛЕВА Светлана Алексеевна**  
 Секретарь ТИК «Адлеровская»

**ВИДЕО-АУДИОКОНФЕРЕНЦИЯ**  
 Территориальная избирательная комиссия  
 «Адлеровская» муниципального  
 образования  
 «Город-курорт Сочи»  
**АБАКУМОВ**  
**Александр Олегович**  
 Председатель  
**ЯКОВЛЕВА**  
**Светлана Алексеевна**  
 Секретарь

\* Polls and projections are described in Chapter 11

Foundation for Free Elections: all channels of the public "hot line" received 8317 calls from voters of 78 subjects of the Russian Federation. Analysis of the received signals testifies, in particular, the presence of a number of outstanding issues in the electoral sphere – 1,256 complaints (15.1%), biased attitude of citizens to the compliance with human rights – 52 messages (0.6%). Applications that required rapid response were sent 94 express information by Central point of the "hot line" communications with voters in the Information Centre of the CEC of Russia "Elections 2011".

The work of public "hot line" communications with the electorate once again demonstrated the effectiveness of the mechanism of public control over the electoral process established in the Russian Federation to ensure that all election participants, especially the voters participate actively in its implementation. Timely reports from citizens about violations of legislation on elections, questions raised in connection with their participation in the elections actually contribute to the quality of the electoral process\*.

On December 5 at 10 am at the Information Centre of the CEC of Russia "Elections 2011" Chairman of the Central Election Commission of the Russian Federation V.E. Churov announced the preliminary results of voting in the election of deputies of the State Duma of the Federal Assembly of the Russian Federation of the sixth convocation, including data on participation of voters in the voting (turnout made 60.2%); at 11 am and 3 pm the Deputy Chairman of the CEC of Russia L.G. Ivlev released preliminary vote returns in regional and municipal elections, at 4 pm member of the CEC of Russia E.P. Dubrovina, Chairman of the territorial election commission on elections abroad P.A. Prokofiev – preliminary vote returns outside the territory of the Russian Federation (376 polling stations in 145 foreign countries.) The head of Russian Training Center of Election Technologies of the CEC of Russia A.V. Ivanchenko reported on the results of sociological forecasts and information projects of Russian Training Center of Election Technologies of the CEC of Russia on the election of deputies of the State Duma of the Federal Assembly of the Russian Federation of the sixth convocation.

The international community has expressed interest to federal elections, the use of technical



means of counting, organizing the "hot line" communications with voters in the subjects of the Russian Federation. The CEC of Russia accredited 688 foreign (international) observers from 54 countries and international organizations (Parliamentary Assembly of OSCE, the Parliamentary Assembly of the Council of Europe, the Commonwealth of Independent States, Shanghai Cooperation Organization, the Nordic Council, and ODIHR). International observers both long term and short term, monitored the elections in 48 subjects of the Russian Federation, on the territory of which total 80 percent of voters were registered.

The Information Centre of the CEC of Russia "Elections 2011" on December 5 2011 held a press conference of the representatives of CIS Observation Mission, uniting 208 observers from 10 countries – CIS members, Inter parliamentary Assembly of CIS Member States, Parliamentary Committee of the Russian and Belarusian Union, the CIS Executive Committee.

The press conference was attended by V.G. Garkun (Head of the CIS Observation Mission), Fuad Javadov (Azerbaijan Republic), R.G. Vardanyan (Armenia), N.I. Lazavik (Republic of Belarus), M.A. Sarsembayev (Republic of Kazakhstan), O.N. Yormatov (Republic of Tajikistan), O.N. Niyazliev (Turkmenistan), K.M. Adilov (Republic of Uzbekistan), K.K. Ishchanov (Inter parliamentary Assembly of CIS Member States), E.A. Smirnov (Parliamentary Committee of the Russian and Belarusian Union). The statement of the Observation Mission from the Commonwealth of independence Countries on the results of monitoring the preparation and conduct of election of deputies of the State Duma of the Federal Assembly of the Russian Federation of the sixth convocation was read out, in which it was said that the

\* Read more about the work of a "hot line" in Section 14.3.



CIS observation mission estimates the past election of December 4, 2011 “as appropriate to election legislation of the Russian Federation and generally recognized democratic standards; believes that the elections were transparent and provided the free will of the voters. “

At the conclusion of events of the Information Center of the CEC of Russia “Elections 2011” symbolically passed the relay to the next Information Center of the CEC of Russia “Elections 2012”, which will be formed in the election of the President of the Russian Federation on March 4, 2012.

## **Chapter 9.**

### **Financing of Elections**

#### **9.1. The report of the Central Election Commission of the Russian Federation on the expenditure of federal funds allocated for the preparation and conduct of election of deputies of the State Duma of the Federal Assembly of the Russian Federation of the sixth convocation and Information on receipt of funds by the election commissions, and expenditure of the funds**

The report of the Central Election Commission of the Russian Federation on the performance of the federal budget allocated for the preparation and conduct of election of deputies of the State Duma of the Federal Assembly of the Russian Federation of the

sixth convocation, and information on receipt of funds by the election funds and expenditure of the funds is approved by the regulation of the CEC of Russia dated February 29, 2012 No 108/873-6 (Appendix 1 and Appendix 2 to the regulation).

The report of the Central Election Commission of the Russian Federation on the performance of the federal budget allocated for the preparation and conduct of election of deputies of the State Duma of the Federal Assembly of the Russian Federation of the sixth convocation and information on receipt of funds by the election funds and expenditure of the funds and the explanatory note to them are submitted to the chambers of the Federal Assembly of the Russian Federation.

The report and information with the explanatory note were handed over to the media.

Form Code OKUD

0503605
---------

**THE REPORT**  
**of the Central Election Commission of the Russian Federation on the expenditure**  
**of federal funds allocated for the preparation and conduct of election of deputies**  
**of the State Duma of the Federal Assembly of the Russian Federation**  
**of the sixth convocation**

**Section I. Expenses of the Central Election Commission of the Russian Federation,  
Election Commissions of the subjects of the Russian Federation, Federal Executive Authorities distributed  
by cost types**

Name of cost types	The sum – total, thousand rubles	Including		
		Expenses of the CEC of Russia	Expenses of Election Commissions of the subjects of the Russian Federation	Expenses of, Federal Executive Authorities
<b>1</b>	<b>2</b>	<b>3</b>	<b>4</b>	<b>5</b>
1. Expenses that were paid by the Central Election Commission of the Russian Federation, Election Commissions of the subjects of the Russian Federation, Federal Executive Authorities including compensation and additional remuneration				
Labor costs	5 477 857,7	39 281,8	5 435 100,3	3 475,6
Costs of manufacturing of polygraphic production and publishing	90 236,1	2 067,6	88 168,5	0,0
Communication costs	108 642,7	385,7	107 060,8	1 196,2
Transportation costs	29 043,0	4 630,5	22 619,7	1 792,8
Office costs	161 358,3	1 813,7	152 972,3	6 572,3
Compensation of business trip	90 085,0	177,9	87 882,2	2 024,9
Utility, furniture etc. costs	23 275,9	596,0	15 861,0	6 818,9
Other costs	360 454,1	3,4	356 839,8	3 610,9
	324 561,1	1 015,5	315 205,2	8 340,4
<b>Sum</b>	<b>6 665 513,9</b>	<b>49 972,1</b>	<b>6 581 709,8</b>	<b>33 832,0</b>
2. Expenses of CEC of Russia that were paid for subordinate Election Commissions and Federal Executive Authorities	196 823,6		194 425,6	2 398,0
<b>Total by the Section I</b>	<b>6 862 337,5</b>	<b>49 972,1</b>	<b>6 776 135,4</b>	<b>36 230,0</b>

Form 0503605

**Section II. Expenses of Federal budget funds allocated for preparation and conduct of the Election of Deputies of The State Duma of the Federal Assembly of the sixth convocation by Election Commissions of the subjects of the Russian Federation.**

Full name of Election Commission of RF subject	The sum - total, thousand rubles.	Including expenses of Precinct Electoral Commissions (referendum commissions)
Central Election Commission of The Adygei Republic	18 518,1	13 280,0
Election Commission of The Altai Republic	18 467,6	12 963,6
Central Election Commission of The Bashkortostan Republic	211 412,4	163 713,7
Election Commission of The Buriat Republic	56 898,4	44 453,8
Election Commission of The Daghestan Republic	103 466,6	80 496,1
Election Commission of The Ingush Republic	9 867,5	6 307,2
Election Commission of The Kabardino-Balkarian Republic	22 247,7	18 259,4
Election Commission of The Kalmyk Republic	17 371,4	11 906,6
Election Commission of The Karachaevo-Cherkess Republic	17 474,9	12 397,0
Central Election Commission of The Karelian Republic	31 418,6	24 507,9
Election Commission of The Komi Republic	63 466,7	44 060,6
Central Election Commission of The Mari El Republic	33 180,6	25 420,6
Central Election Commission of The Mordovian Republic	40 640,9	34 461,4
Central Election Commission of The Yakutian (Sakha) Republic	83 373,7	66 193,4
Central Election Commission of The North Ossetian Republic – Alania	26 108,1	19 145,6
Central Election Commission of The Tatarstan Republic	164 541,5	147 380,4
Election Commission of The Tyva Republic	19 876,0	12 586,4
Central Election Commission of The Udmurt Republic	73 782,6	57 912,3
Election Commission of The Khakass Republic	33 886,0	23 519,9
Election Commission of The Chechen Republic	28 309,1	17 036,7
Central Election Commission of The Chuvash Republic	58 576,8	48 687,6
Election Commission of Altai Territory	119 216,9	86 940,7
Election Commission of Zabaykalsky Territory	83 373,6	60 710,5
Election Commission of Kamchatka Territory	39 266,0	27 859,3
Election Commission of Krasnodar Territory	173 578,2	144 436,2
Election Commission of Krasnoyarsk Territory	157 728,8	128 614,2
Election Commission of Perm Territory	121 809,0	99 304,7
Election Commission of Primorsky Territory	112 743,4	88 355,8



Full name of Election Commission of RF subject	The sum - total, thousand rubles.	Including expenses of Precinct Electoral Commissions (referendum commissions)
Election Commission of Stavropol Territory	71 697,1	55 616,0
Election Commission of Khabarovsk Territory	90 366,9	70 397,8
Election Commission of Amur Region	67 708,2	49 709,6
Election Commission of Arkhangelsk Region	75 594,6	58 733,0
Election Commission of Astrakhan Region	35 255,0	28 275,6
Election Commission of Belgorod Region	68 488,5	52 402,9
Election Commission of Bryansk Region	61 422,9	50 445,4
Election Commission of Vladimir Region	59 900,8	49 217,3
Election Commission of Volgograd Region	96 069,9	76 869,6
Election Commission of Vologda Region	64 986,9	52 004,8
Election Commission of Voronezh Region	99 673,8	81 212,2
Election Commission of Ivanovo Region	48 753,3	37 257,7
Election Commission of Irkutsk Region	136 871,9	110 411,2
Election Commission of Kaliningrad Region	44 171,4	32 193,8
Election Commission of Kaluga Region	51 140,3	39 129,4
Election Commission of Kemerovo Region	125 945,9	107 487,6
Election Commission of Kirov Region	71 689,9	57 892,8
Election Commission of Kostroma Region	35 070,3	26 844,3
Election Commission of Kurgan Region	70 384,1	56 035,8
Election Commission of Kursk Region	60 087,1	43 565,7
Election Commission of Leningrad Region	56 041,1	46 014,6
Election Commission of Lipetsk Region	51 508,7	42 670,0
Election Commission of Magadan Region	24 114,9	15 980,1
Election Commission of Moscow Region	239 444,7	205 750,7
Election Commission of Murmansk Region	58 009,6	40 870,1
Election Commission of Nizhny Novgorod Region	133 737,3	107 486,0
Election Commission of Novgorod Region	34 228,8	24 961,0
Election Commission of Novosibirsk Region	149 636,1	122 607,7
Election Commission of Omsk Region	123 648,8	100 664,4
Election Commission of Orenburg Region	120 693,3	100 621,0
Election Commission of Orel Region	48 504,0	38 060,7
Election Commission of Penza Region	64 950,8	55 223,0
Election Commission of Pskov Region	36 804,7	27 921,6

Full name of Election Commission of RF subject	The sum - total, thousand rubles.	Including expenses of Precinct Electoral Commissions (referendum commissions)
Election Commission of Rostov Region	158 566,6	129 252,6
Election Commission of Ryazan Region	60 324,7	47 208,0
Election Commission of Samara Region	116 279,7	99 706,9
Election Commission of Saratov Region	100 116,4	82 053,0
Election Commission of Sakhalin Region	57 065,1	39 259,5
Election Commission of Sverdlovsk Region	192 349,8	155 718,3
Election Commission of Smolensk Region	51 316,0	42 219,4
Election Commission of Tambov Region	52 472,4	42 804,2
Election Commission of Tver Region	73 926,5	56 208,1
Election Commission of Tomsk Region	55 100,6	45 972,2
Election Commission of Tula Region	67 112,0	55 078,6
Election Commission of Tyumen Region	85 850,7	72 793,6
Election Commission of Ulyanovsk Region	66 784,4	50 501,1
Election Commission of Chelyabinsk Region	140 472,1	112 498,2
Election Commission of Yaroslavl Region	55 056,1	44 047,9
The Moscow City Election Commission	362 319,3	327 439,4
The Sankt-Petersburg City Election Commission	142 955,2	119 481,6
Election Commission of Jewish Autonomous area	11611,6	7 644,5
Election Commission of Nenets Autonomous area	14 587,3	10 699,1
Election Commission of Khanty - Mansi Autonomous area – Yugra	94 404,6	69 475,1
Election Commission of Chukotka Autonomous area	28 031,0	19 785,0
Election Commission of Yamalo-Nenets Autonomous area	77 805,0	46 962,0
<b>Total by the Section II</b>	<b>6 581 709,8</b>	<b>5 262 253,3</b>

### Section III. Expenses of Election Commissions of the subjects of the Russian Federation distributed by cost types

Name of cost types	The sum - total, thousand rubles	Including		
		Expenses of Election Commissions of the subjects of the Russian Federation	Expenses of territorial Election Commissions (referendum commissions)	expenses of Precinct Electoral Commissions (referendum commissions)
1	2	3	4	5
1 Compensation and additional remuneration	5 435 100,3	479 241,5	619 323,8	4 336 535,0
2 Labor costs	88 168,5	65 206,3	22 962,2	0,0
3 Costs of manufacturing of polygraphic production and publishing	107 060,8	281,4	1 175,5	105 603,9
4 Communication costs	22 619,7	2 233,8	2 885,2	17 500,7
5 Transportation costs	152 972,3	2 736,1	3 034,9	147 201,3
6 Office costs	87 882,2	3 198,1	16 199,5	68 484,6
7 Compensation of business trip	15 861,0	2 717,1	10 335,5	2 808,4
8 Utility, furniture etc. costs	356 839,8	9 876,6	34 409,0	312 554,2
9 Other costs	315 205,2	25 257,5	18 382,5	271 565,2
<b>Total by the Section III</b>	<b>6 581 709,8</b>	<b>590 748,4</b>	<b>728 708,1</b>	<b>5 262 253,3</b>

The Chairman of  
the Central Election Commission of the Russian Federation

V.F.CHUROV  
(transcript of the signature)

(signature)

Deputy chief accountant of  
the Central Election Commission of the Russian Federation

R.A. AIENICHEV  
(transcript of the signature)

(signature)

February, 23 2012

## INFORMATION ABOUT THE RECEIPT OF FUNDS INTO ELECTORAL FUNDS AND EXPENDITURE OF THESE FUNDS (IN RUB)

Financial report line		Line number	Total pursuant to political parties taking into account their regional divisions	Total pursuant to political parties (without regard to their Regional branches )	Total pursuant to Regional branches of political parties
1		2	3	4	5
<b>1</b>	<b>Total received funds into electoral funds</b>	<b>10</b>	<b>4 499 982 202.41</b>	<b>2 223 215 277.44</b>	<b>2 276 766 924.97</b>
of which					
1.1	Received funds according to established procedure for the setting of electoral	20	4 401 640 129.36	2 202 468 966.44	2 199 171 162.92
of which					
1.1.1	Internal funds of a political party / of a Regional branches of political parties	30	1 773 022 617.39	1 221 112 111.44	551 910 505.95
1.1.2	Donation of a citizen	40	395 381 704.80	26 355 695.00	369 026 009.80
1.1.3	Donation of a juridical person	50	2 233 203 807.17	955 001 160.00	1 278 202 647.17
1.2	Into an electoral fund received moneys, which fall within the scope of the parts 2, 4 and 7 of the article No. 64 of the Federal law from 18.05.2005 r. No.51-FZ	60	98 180 673.05	20 584 911.00	77 595 762.05
of which					
1.2.1	Internal funds of a political party / of a Regional branches of a political party	70	1 600 000.00	0.00	1 600 000.00
1.2.2	Monetary funds of a citizen	80	23 986 216.00	577 900.00	23 408 316.00
1.2.3	Monetary funds of a juridical person	90	72 594 457.05	20 007 011.00	52 587 446.05
<b>2</b>	<b>Repayment of monetary funds out of an electoral fund, total</b>	<b>100</b>	<b>427 605 472.33</b>	<b>335 713 011.00</b>	<b>91 892 461.33</b>
including					
2.1	Paid to the budget revenue	110	537 732.18	36 911.00	500 821.18
2.2	Repayment to the donors of monetary funds, which were received with violation of prescribed procedure	120	96 766 462.05	20 671 000.00	76 095 462.05
of which					
2.2.1	To the citizen, whom it is forbidden to donate or who didn't give the prescribed information in the payment document	130	20 546 016.00	48 000.00	20 498 016.00
2.2.2	To the juridical persons, for which it is forbidden to donate or which didn't give the prescribed information in the payment document	140	69 719 219.00	20 012 000.00	49 707 219.00
2.2.3	Monetary funds exceeding the limit of donations	150	6 501 227.05	611 000.00	5 890 227.05
2.3	Monetary funds received according to established procedure and repaid to donors	160	330 301 278.10	315 005 100.00	15 296 178.10
<b>3</b>	<b>Total funds used</b>	<b>170</b>	<b>4 068 743 719.90</b>	<b>1 887 153 199.81</b>	<b>2 181 590 520.09</b>
including					
3.1	For the organisation of the gathering electors`	180	29 940 814.49	21 952 085.03	7 988 729.46
3.1.1	Of which for the payment for work of the persons engaging for the gathering electors	190	20 308 742.00	12 855 416.00	7 453 326.00
3.2	For the pre-election campaigning by means of the TV and radio services	200	1 533 679 956.15	1 080 917 134.50	452 762 821.65
3.3	For the pre-election campaigning by means of periodic printed publication editorial	210	172 466 684.08	19 078 123.37	153 388 560.71
3.4	For the issue and dissemination of printed and other propaganda materials	220	1 575 704 843.91	586 043 900.09	989 660 943.82
3.5	For the visibility mass events` execution	230	39 609 501.67	7 986 488.71	31 623 012.96
3.6	For the payment for consultation exercise and informational work (services)	240	103 129 060.37	40 224 000.00	62 905 060.37
3.7	For the payment for other work (services), made (provided) by juridical persons or Russian Federation citizens under contracts	250	510 990 709.87	105 665 007.98	405 325 701.89
3.8	For the payment for other expenditures directly relating to the election campaigning	260	103 222 178.76	25 286 459.53	77 935 689.23
<b>4</b>	<b>Distributed unencumbered balance of the moneys of the fund proportional to the monetary funds paid into electoral fund</b>	<b>270</b>	<b>3 632 192.57</b>	<b>348 287.42</b>	<b>3 283 905.15</b>
<b>5</b>	<b>Remaining balance of the fund by the date of the report presentation (it is to certificate by a bank letter of confirmation (page 280 = page 10 - page 100 - page 170 - page 270))</b>	<b>280</b>	<b>827.61</b>	<b>789.21</b>	<b>38.40</b>

Line number	Political Party "FAIR RUSSIA"			Political Party "Liberal-democratic party of Russia"		
	Total	Political party	Regional branches of the political party in 76 subjects of the Russian Federation	Total	Political party	Regional branches of the political party in 75 subjects of the Russian Federation
	6	7	8	9	10	11
10	728 268 179.36	319 201 085.68	409 067 093.68	748 822 815.43	519 643 079.00	229 179 736.43
20	721 057 060.36	319 201 085.68	401 855 974.68	739 087 815.43	519 643 079.00	219 444 736.43
30	231 598 234.09	134 127 925.68	97 470 308.41	323 644 915.48	176 642 979.00	147 001 936.48
40	165 962 560.85	5 625 000.00	160 337 560.85	28 359 859.97	100.00	28 359 759.97
50	323 496 265.42	179 448 160.00	144 048 105.42	387 083 039.98	343 000 000.00	44 083 039.98
60	7 211 119.00	0.00	7 211 119.00	9 735 000.00	0.00	9 735 000.00
70	0.00	0.00	0.00	1 600 000.00	0.00	1 600 000.00
80	4 868 000.00	0.00	4 868 000.00	105 000.00	0.00	105 000.00
90	2 343 119.00	0.00	2 343 119.00	8 030 000.00	0.00	8 030 000.00
100	10 000 673.67	0.00	10 000 673.67	13 435 113.00	100.00	13 435 013.00
110	521.18	0.00	521.18	0.00	0.00	0.00
120	7 211 119.00	0.00	7 211 119.00	9 735 000.00	0.00	9 735 000.00
130	4 708 000.00	0.00	4 708 000.00	105 000.00	0.00	105 000.00
140	2 343 119.00	0.00	2 343 119.00	8 030 000.00	0.00	8 030 000.00
150	160 000.00	0.00	160 000.00	1 600 000.00	0.00	1 600 000.00
160	2 789 033.49	0.00	2 789 033.49	3 700 113.00	100.00	3 700 013.00
170	717 749 225.37	319 201 085.68	398 548 139.69	735 066 400.41	519 642 978.09	215 423 422.32
180	4 026.00	0.00	4 026.00	0.00	0.00	0.00
190	4 026.00	0.00	4 026.00	0.00	0.00	0.00
200	368 954 224.97	283 826 917.00	85 127 307.97	415 650 863.96	387 595 591.67	28 055 272.29
210	32 769 586.34	0.00	32 769 586.34	16 252 381.48	4 733 700.00	11 518 681.48
220	223 732 461.62	34 411 078.08	189 321 383.54	181 431 029.70	106 648 057.99	74 782 971.71
230	1 932 823.39	958 000.00	974 823.39	2 252 842.82	1 960 000.00	292 842.82
240	22 712 665.11	0.00	22 712 665.11	3 173 286.47	0.00	3 173 286.47
250	65 418 946.46	5 090.00	65 413 856.46	102 727 544.24	18 705 628.43	84 021 915.81
260	2 224 490.88	0.00	2 224 490.88	13 578 451.74	0.00	13 578 451.74
270	518 280.12	0.00	518 280.12	321 262.91	0.00	321 262.91
280	0.20	0.00	0.20	39.11	0.91	38.20



Line number	Political Party "PATRIOTS of RUSSIA"			Political Party "Communist party of the Russian Federation"		
	Total	Political party	Regional branches of the political party in 74 subjects of the Russian Federation	Total	Political party	Regional branches of the political party in 15 subjects of the Russian Federation
	12	13	14	15	16	17
<b>10</b>	<b>22 914 434.00</b>	<b>5 010 000.00</b>	<b>17 904 434.00</b>	<b>294 941 946.00</b>	<b>223 030 706.00</b>	<b>71 911 240.00</b>
20	22 090 224.00	5 010 000.00	17 080 224.00	291 827 035.00	222 445 795.00	69 381 240.00
30	18 177 950.00	4 850 000.00	13 327 950.00	125 664 740.00	86 044 500.00	39 620 240.00
40	3 267 474.00	160 000.00	3 107 474.00	44 306 295.00	19 501 295.00	24 805 000.00
50	612 800.00	0.00	612 800.00	121 856 000.00	116 900 000.00	4 956 000.00
60	824 210.00	0.00	824 210.00	3 114 911.00	584 911.00	2 530 000.00
70	0.00	0.00	0.00	0.00	0.00	0.00
80	824 210.00	0.00	824 210.00	577 900.00	577 900.00	0.00
90	0.00	0.00	0.00	2 537 011.00	7 011.00	2 530 000.00
<b>100</b>	<b>829 223.00</b>	<b>0.00</b>	<b>829 223.00</b>	<b>3 378 474.41</b>	<b>589 911.00</b>	<b>2 788 563.41</b>
110	0.00	0.00	0.00	36 911.00	36 911.00	0.00
120	824 210.00	0.00	824 210.00	3 078 000.00	548 000.00	2 530 000.00
130	824 210.00	0.00	824 210.00	48 000.00	48 000.00	0.00
140	0.00	0.00	0.00	2 530 000.00	0.00	2 530 000.00
150	0.00	0.00	0.00	500 000.00	500 000.00	0.00
160	5 013.00	0.00	5 013.00	263 563.41	5 000.00	258 563.41
<b>170</b>	<b>21 706 272.58</b>	<b>4 661 712.58</b>	<b>17 044 560.00</b>	<b>291 397 264.08</b>	<b>222 440 794.70</b>	<b>68 956 469.38</b>
180	8 112 691.49	127 988.03	7 984 703.46	0.00	0.00	0.00
190	7 449 300.00	0.00	7 449 300.00	0.00	0.00	0.00
200	1 098 716.00	0.00	1 098 716.00	127 501 976.79	110 417 650.10	17 084 326.69
210	1 123 889.83	670 000.00	453 889.83	11 885 421.60	5 596 452.37	6 288 969.23
220	7 352 734.19	3 752 090.55	3 600 643.64	113 812 040.64	74 380 574.52	39 431 466.12
230	217 730.28	0.00	217 730.28	1 774 782.40	1 328 639.56	446 142.84
240	243 500.00	0.00	243 500.00	521 969.60	240 000.00	281 969.60
250	3 043 382.87	0.00	3 043 382.87	33 880 224.36	29 538 585.87	4 341 638.49
260	513 627.92	111 634.00	401 993.92	2 020 848.69	938 892.28	1 081 956.41
<b>270</b>	<b>378 938.42</b>	<b>348 287.42</b>	<b>30 651.00</b>	<b>166 207.21</b>	<b>0.00</b>	<b>166 207.21</b>
<b>280</b>	<b>0.00</b>	<b>0.00</b>	<b>0.00</b>	<b>0.30</b>	<b>0.30</b>	<b>0.00</b>

Line number	Political Party "Russian United Democratic Party "YABLOKO"			All-Russia Political Party "UNITED RUSSIA"		
	Total	Political party	Regional branches of the political party*	Total	Political party	Regional branches of the political party in 83 subjects of the Russian Federation
	18	19	20	21	22	23
10	169 504 006.76	169 504 006.76	–	2 179 331 440.86	635 100 000.00	1 544 231 440.86
20	169 504 006.76	169 504 006.76	–	2 102 336 007.81	615 100 000.00	1 487 236 007.81
30	119 446 706.76	119 446 706.76	–	604 377 971.06	350 000 000.00	254 377 971.06
40	57 300.00	57 300.00	–	151 055 334.98	0.00	151 055 334.98
50	50 000 000.00	50 000 000.00	–	1 346 902 701.77	265 100 000.00	1 081 802 701.77
60	0.00	0.00	–	76 995 433.05	20 000 000.00	56 995 433.05
70	0.00	0.00	–	0.00	0.00	0.00
80	0.00	0.00	–	17 511 106.00	0.00	17 511 106.00
90	0.00	0.00	–	59 484 327.05	20 000 000.00	39 484 327.05
100	0.00	0.00	–	84 538 988.25	20 000 000.00	64 538 988.25
110	0.00	0.00	–	500 300.00	0.00	500 300.00
120	0.00	0.00	–	75 495 133.05	20 000 000.00	55 495 133.05
130	0.00	0.00	–	14 760 806.00	0.00	14 760 806.00
140	0.00	0.00	–	56 604 100.00	20 000 000.00	36 604 100.00
150	0.00	0.00	–	4 130 227.05	0.00	4 130 227.05
160	0.00	0.00	–	8 543 555.20	0.00	8 543 555.20
170	169 504 006.76	169 504 006.76	–	2 092 544 948.70	615 100 000.00	1 477 444 948.70
180	21 224 097.00	21 224 097.00	–	0.00	0.00	0.00
190	12 855 416.00	12 855 416.00	–	0.00	0.00	0.00
200	22 563 870.00	22 563 870.00	–	591 032 814.43	271 917 295.73	319 115 518.70
210	964 091.00	964 091.00	–	108 714 473.83	6 570 240.00	102 144 233.83
220	87 349 001.75	87 349 001.75	–	959 723 920.01	278 287 377.20	681 436 542.81
230	927 668.25	927 668.25	–	32 458 654.53	2 812 180.90	29 646 473.63
240	0.00	0.00	–	47 231 639.19	10 738 000.00	36 493 639.19
250	35 456 754.16	35 456 754.16	–	269 920 853.78	21 953 859.52	247 966 994.26
260	1 018 524.60	1 018 524.60	–	83 462 592.93	22 821 046.65	60 641 546.28
270	0.00	0.00	–	2 247 503.91	0.00	2 247 503.91
280	0.00	0.00	–	0.00	0.00	0.00

\* Regional branches of the political party didn't found any electoral funds.

Line number	All-Russia Political Party "RIGHT CAUSE"		
	Total	Political party	Regional branches of the political party in 6 subjects of the Russian Federation
	24	25	26
<b>10</b>	<b>356 199 380.00</b>	<b>351 726 400.00</b>	<b>4 472 980.00</b>
20	355 737 980.00	351 565 000.00	4 172 980.00
30	350 112 100.00	350 000 000.00	112 100.00
40	2 372 880.00	1 012 000.00	1 360 880.00
50	3 253 000.00	553 000.00	2 700 000.00
60	300 000.00	0.00	300 000.00
70	0.00	0.00	0.00
80	100 000.00	0.00	100 000.00
90	200 000.00	0.00	200 000.00
<b>100</b>	<b>315 423 000.00</b>	<b>315 123 000.00</b>	<b>300 000.00</b>
110	0.00	0.00	0.00
120	423 000.00	123 000.00	300 000.00
130	100 000.00	0.00	100 000.00
140	212 000.00	12 000.00	200 000.00
150	111 000.00	111 000.00	0.00
160	315 000 000.00	315 000 000.00	0.00
<b>170</b>	<b>40 775 602.00</b>	<b>36 602 622.00</b>	<b>4 172 980.00</b>
180	600 000.00	600 000.00	0.00
190	0.00	0.00	0.00
200	6 877 490.00	4 595 810.00	2 281 680.00
210	756 840.00	543 640.00	213 200.00
220	2 303 656.00	1 215 720.00	1 087 936.00
230	45 000.00	0.00	45 000.00
240	29 246 000.00	29 246 000.00	0.00
250	543 004.00	5 090.00	537 914.00
260	403 612.00	396 362.00	7 250.00
<b>270</b>	<b>0.00</b>	<b>0.00</b>	<b>0.00</b>
<b>280</b>	<b>788.00</b>	<b>788.00</b>	<b>0.00</b>

## EXECUTIVE SUMMARY

### to the Report of the Central Election Commission of the Russian Federation on the performance of the federal budget allocated for the preparation and conduct of election of deputies of the State Duma of the Federal Assembly of the Russian Federation of the sixth convocation and information on the receipt of funds by campaign funds and the expenditure of these funds

1. The federal budget for 2011 for the election of deputies of the State Duma of the Federal Assembly of the Russian Federation of the sixth convocation was provided for 7,105 588.2 thousand rubles. By Regulation of the Central Election Commission of the Russian Federation on September 2, 2011 № 30/267-6 "On the distribution of federal budget funds allocated by the Central Election Commission of the Russian Federation for the preparation and conduct of election of deputies of the State Duma of the Federal Assembly of the Russian Federation of the sixth convocation" these funds were distributed as follows :

to election commissions at all levels in the subjects of the Russian Federation – 6989 799.7 thousand rubles, or 98.4 percent of the total amount of funds provided for the preparation and conduct of election of deputies of the State Duma of the Federal Assembly of the Russian Federation of the sixth convocation;

to the federal executive branch agencies, which are in charge of diplomatic missions and consular offices of the Russian Federation, military units, generating polling stations in accordance with the parts 5 and 6 of Article 13 of the Federal Law "On election of deputies of the State Duma of the Federal Assembly of the Russian Federation" (hereinafter – the federal bodies of executive power) – 41 800.0 thousand rubles;

for expenses of the Central Election Commission of the Russian Federation relating to the preparation and conduct of election of deputies of the State Duma of the Federal Assembly of the Russian Federation of the sixth convocation – 73 988.5 thousand rubles.

The federal budget (hereinafter – the general election expenses) amounting to 6,862 337.5 thousand rubles (appendix No 1 to Regulation of the Central Election Commission of Russia) was spent to the preparation and conduct of election of deputies of the State Duma of the Federal Assembly of the Russian Federation of the sixth convocation (hereinafter – the election).

Costs associated with the provision of authorities of the election commissions at all levels in the subjects of the Russian Federation, amounted to 6776 135.4 thousand rubles, or 98.7 percent of the total cost of elections, including 6581 709, 8 thousand rubles paid directly by election commissions in the subjects of the Russian Federation, 194 425, 6 thousand rubles – expenses paid by the Central Election Commission of Russia to the lower election commissions.

Federal executive authorities spent 33 832.0 thousand rubles. In addition, the Central Election Commission of the Russian Federation centrally paid the cost of producing ballots, oversize protocol and acquisition of equipment to polling stations outside the territory of the Russian Federation, in the amount of 2 398,0 thousand rubles.

Expenditures of the Central Election Commission of the Russian Federation relating to the preparation and conduct of elections, amounted to 49 972.1 thousand rubles.

The remains of unused funds allocated from the federal budget for the preparation and conduct of elections, were formed mainly due to the fact that most regions of the Russian Federation together with the federal election commissions conducted voting in the elections to the bodies of state power of the Russian Federation and local self-government and the costs of transportation, communications, equipment and maintenance of polling stations, travel and other expenses related to the election, not only funded through the federal budget, but also the budgets of the subjects of the Russian Federation, local budgets. In addition, a number of subjects of the Russian Federation reduced costs for air transport services in connection with the reduction the planned number of hours of flight time for early voting in remote and difficult areas due to adverse weather conditions. In accordance with Part 6 of Article 63 of the Federal Law "On the Election of Deputies of the State Duma of the Federal Assembly of the Russian Federation" (hereinafter – Federal law)

not consumed by election commissions funds allocated from the federal budget for the preparation and conduct of elections, to May 1, 2012 will be returned to the federal budget by the Central Election Commission of the Russian Federation.

In accordance with Article 70 of the Federal Act, the election commissions of the subjects of the Russian Federation funded the following expenses of election commissions at all levels:

additional remuneration (fee) of election officials with the right of casting vote, administrative staff of the election commissions, payment of compensation to members of the election commissions with casting vote, released from work for a period of preparation and conduct of elections, as well as payments to citizens who worked in the election commissions on civil contracts;

production of printed materials;

purchase, delivery and installation of equipment (including technology), other property necessary for the elections and the fulfillment of authorities of the election commissions;

transportation costs, including the conduct of elections in remote and isolated areas;

travel expenses and other purposes related to the conduct of elections, as well as providing authorities of the election commissions.

According to the submitted reports of election commissions of the subjects of the Russian Federation on the expenditure of federal budget funds allocated to them for the preparation and conduct of elections, the general direct costs of election commissions in the subjects of the Russian Federation (hereinafter – the costs of election commissions in the subjects of the Russian Federation) amounted to 6581709.8 thousand rubles.

In the election commissions at all levels in the subjects of the Russian Federation, the largest costs are related to the remuneration of the members of the election commissions, administrative staff of these commissions and citizens who have to work in the commissions on civil contracts (with charges of labor) – 5 523 268.8 thousand, or 83.9 per cent of the costs of election commissions in the subjects of the Russian Federation.

Additional compensation (remuneration) had been spent in the amount of 4,293 639.9 thousand, accounting for 77.7 percent of the cost of election commissions at all levels in the subjects of the Russian Federation for the payment of compensation of labor to members of the election commis-

sions. Compensation paid to the members of election commissions with the right of casting vote was 22 090.6 thousand rubles, or 0.4 per cent of the cost of election commissions at all levels, including members of precinct election commissions – 16 479.8 thousand rubles, or 0.4 per cent of the cost of precinct election commissions for labor. The costs of additional labor compensation to the members of election commissions worked in commissions without the release from work amounted to 4271 549.3 thousand rubles, or 77.3 percent of the cost of election commissions at all levels, including among the members of precinct election commissions – 3742 472.5 thousand, or 86.3 per cent of the cost of precinct election commissions. 849.7 thousand members of the election commissions with casting vote worked in the election commissions at all levels in the subjects of the Russian Federation in the period of preparation and holding of elections. The number of members of election commissions with casting vote released from work for the election period amounted to 2.3 thousand people, or 0.3 percent of the total population of all the members of the commissions with casting vote, including members of precinct election commissions – 2, 1 thousand people. 846.4 thousand people, or 99.6 percent of the total number of commission members with casting vote, including members of precinct election commissions – 820.8 thousand people worked without release from the basic work.

In addition, to perform work related to the preparation and conduct of elections (assembly-disassembly of process equipment, transport and cargo handling, maintenance of buildings and polling stations, delivery of invitations to vote, perform copying, binding, typing, record keeping and etc.), in accordance with Article 28 of the Federal law “on Basic guarantees of Electoral rights and the Right of Citizens of the Russian Federation to Participate in Referenda”, and Article 70 of the Federal law 287.3 thousand people were involved in election commissions, of which 271.6 thousands of people, or 94.5 per cent – in the precinct election commissions. Costs of election commissions on wages for these people amounted to 661 371.6 thousand rubles, including costs of precinct election commissions – 460 414.4 thousand rubles.

Costs of election commissions at all levels in the subjects of the Russian Federation for the production of printed materials amounted to



107 060.8 thousand, or 1.6 per cent of the costs of election commissions in the subjects of the Russian Federation, including the cost of the printing of ballots – 98 026.9 thousand rubles, or 91.6 percent of the cost of election commissions at all levels for the production of printed materials. Costs of election commissions for the manufacture of the forms of protocols of precinct election commissions of election returns, certificates of election commissions and other blanks necessary to ensure the authorities of the election commissions during the preparation and conduct of elections in printing companies, amounted to 9 033.9 thousand rubles.

Transport charges of election commissions in the Russian Federation amounted to 152 972.3 thousand, or 2.3 per cent of the costs of election commissions in regions, including the precinct election commissions – 147 201.3 thousand rubles.

Transport charges of election commissions in the subjects of the Russian Federation include the cost of delivery of ballots and other election printed materials to the election commissions to conduct early voting of certain groups of voters located in difficult and remote areas, the cost per day of election (for elections outside the electoral area, delivery protocols of voting and polling filled bulletins) and other costs (including the delivery of technical equipment required for the preparation and conduct of elections). The above work was carried out by election commissions involving aviation, automobile and other modes of transport. Transportation costs using air transport for delivery and removal of election documentation, process equipment, and to conduct early voting of certain groups of voters located in considerable distance from polling stations, where public transport links are inaccessible or difficult, totaled 138 616.3 thousand rubles, or 90.6 per cent of the cost of election commissions at all levels for the transportation costs. Costs for services of other modes of transport for the work of the election commissions, including Election Day, totaled 14 356.0 thousand rubles, including costs of precinct election commissions – 8 585.0 thousand rubles.

In various regions of the Russian Federation, the ratio of transport costs is significantly different. In those regions where the share of transport costs is significant, funds are spent primarily for early voting in remote areas using air transport.

Costs of election commissions in the subjects of the Russian Federation for communication amounted to 22 619.7 thousand rubles, or 0.34 per cent of the costs of election commissions in regions, including costs of precinct election commissions – 17 500.7 thousand rubles.

Costs of election commissions in the subjects of the Russian Federation on the monthly fee for the use of phones used by election commissions during the election campaign, made 12 844.1 thousand rubles, or 56.8 per cent of the cost of election commissions at all levels for communication, transmission and receipt of information on election broadcast by technical communication channels to the polls established on ships in the sea in remote or inaccessible areas or outside the Russian Federation, – 2 781.5 thousand rubles, or 12.3 percent, for long-distance and facsimile communication – 1 294.3 thousand, or 5.7 percent. Postal and telegraph expenses, and other forms of communication (cellular services, local and intra-zone telephone communication, providing access to the local telephone network, etc.) amounted to 5 699.8 thousand rubles.

Costs of election commissions in the subjects of the Russian Federation on the stationery was 87 882.2 thousand rubles, or 1.34 percent of the costs of election commissions in regions, including precinct election commissions – 68 484.6 thousand rubles.

Travel expenses of members of election commissions and employees of the office was 15 861.0 thousand, or 0.24 per cent of the costs of election commissions in regions, including members of precinct election commissions – 2 808.4 thousand rubles.

The cost of polling station equipment, maintenance of the premises allocated to the election commissions in the subjects of the Russian Federation (including elections), election commissions spent 356 839.8 thousand for the purchase of equipment and inventory, or 5.4 per cent of the costs of election commissions in the subjects of the Russian Federation. The cost of purchasing the booths for secret voting, fixed and mobile ballot boxes, manufactured industrially, were 215 997.0 thousand rubles, or 60.5 percent of the cost of election commissions at all levels for the equipment and maintenance of election commissions and polling stations, for production of booths, ballot boxes, information stands, signage, interior and exterior signs, other process equipment in the election commissions –

49 413.9 thousand, or 13.9 per cent. Expenditures for the purchase of low value tangible assets and consumables used by election commissions in the Russian Federation during the election campaign (envelopes, cords and other packaging materials, lights, candles, national flags and emblems, other election paraphernalia, ink cartridges, toners, etc.) amounted to 48 072.4 thousand, or 13.5 per cent of the cost of election commissions at all levels for the equipment and maintenance of election commissions and polling stations.

Other costs for equipment, maintenance and polling stations were 43 356.5 thousand, or 12.1 per cent of the cost of election commissions at all levels for the equipment, maintenance and polling stations. Basically election commissions in regions acquired fax machines, metal cabinets and safes, etc. In order to fulfill the authorities of the election commission to inform the participants of the electoral process, they provided the necessary election documents in accordance with the norms of Articles 29, 79 and 80 of the Federal Law to purchase copier equipment by the Election Commissions.

Costs of election commissions of the subjects of the Russian Federation related to the information for voters, were 219 874.2 thousand, or 3.3 per cent of the costs of election commissions in regions. The cost of formed and placed outside visual information for voters (street banners, banners, billboards, information posters, stickers, etc.) amounted to 104 485.6 thousand rubles, audio, video – 40 680.9 thousand rubles, the cost of production of invitations, leaflets, posters and other printed information products for voters accounted for 74 707.7 thousand rubles.

Other costs of election commissions in the subjects of the Russian Federation, directly related to the preparation and conduct of elections, totaled 95 331.0 thousand rubles, or 1.45 per cent of the costs of election commissions in the subjects of the Russian Federation (the use of ballot processing systems and systems for the electronic voting at the elections, the costs of seminars and meetings, making stencils for ballots to visually impaired voters, the publication in the media of voting, etc.).

The costs of election commissions in the subjects of the Russian Federation, the largest amount of funds is the costs of precinct election commissions – 5262 253.3 thousand rubles, or 79.9 percent, of which 1 582 118,4 thousand rubles are paid cen-

trally to higher-level election commissions (including printed materials, processing equipment, transportation, communications, etc.). Costs of territorial election commissions totaled 728 708.1 thousand rubles, or 11.1 percent, election commissions of the subjects of the Russian Federation – 590 748.4 thousand, or 9.0 percent.

In the cost structure of precinct election commissions compensation costs and additional labor costs (compensation) to the members of commissions, payments to citizens, involved in the work of the commissions on civil contracts amounted to 82.4 percent of the total costs of precinct election commissions, equipment and maintenance of polling stations – 5.9 per cent, information of voters – 3.7 percent, transport costs – 2.8 percent, printed materials – 2.0 percent.

In the cost structure of territorial election commissions the costs of compensation, additional remuneration (fee) to members of commissions and employees of the office (with charges of labor), payments to citizens involved in the work of the commissions on civil contracts amounted to 88.1 percent of the total costs of the territorial election commissions, the maintenance of the premises – 4.7 percent, office expenses – 2.2 percent, information of voters – 2.0 percent, travel expenses – 1.4 percent.

In the cost structure of election commissions of the subjects of the Russian Federation, the costs of compensation and the additional remuneration (fee) to members of commissions and employees of the office (with charges of labor), payments to citizens involved in the work of the commissions on civil contracts amounted to 92.2 percent of the total direct costs of the election commissions of the subjects of the Russian Federation, for services related to inform voters about the election – 1.8 percent.

In addition to the costs of elections, paid directly to election commissions of the subjects of the Russian Federation, the Central Election Commission of the Russian Federation centrally paid costs for lower-level election commissions in the amount of 194 425.6 thousand rubles, including for the manufacture of ballots, special characters (marks), production and delivery of brochures with texts of federal laws, posters and informational materials for the blind and visually impaired persons, other information products to the election commissions of the subjects of the Russian Federation – 85 478.1 thousand rubles, to the main

center of the special connection of the Federal Agency of Communications for the service on delivery of election documents to precinct election commissions, including ballot papers, special characters (marks) and ballots – 108 304.5 thousand rubles.

The costs associated with implementation of authorities of territorial election commissions formed by the Central Election Commission of the Russian Federation in accordance with Article 20 of Federal Law to guide the work on the preparation and conduct of elections of precinct election commissions formed outside the territory of the Russian Federation amounted to 643.0 thousand rubles.

The actual costs of the federal bodies of executive authority (the Ministry of Foreign Affairs of the Russian Federation, the Ministry of Defence of the Russian Federation and the Federal Security Service of the Russian Federation) was 33 832.0 thousand rubles, while the cost of additional labor costs (compensation) to the members of election commissions, payments to citizens, involved in the work of the commissions on civil contracts amounted to 3 475.6 thousand, or 10.3 per cent of the actual costs of these ministries and departments in the elections, costs of transport and communication services, including the delivery of ballot papers and other printed matter products – 8 365.1 thousand rubles, or 24.7 percent, to travel and office expenses, printed materials, equipment and contents of polling stations and other targets – 21 991.3 thousand, or 65.0 per cent .

Expenditures of the Central Election Commission of the Russian Federation relating to implementation of its authorities during the preparation and conduct of elections amounted to 49972.1 thousand, or 0.7 percent of total spending on elections. In this case, the labor costs of members of the CEC of Russia and office employees (with charges of labor), citizens involved in the work of the Central Election Commission of the Russian Federation, including the verification of signature sheets and documentation received from political parties, amounted to 41 349.4 thousand, or 82.7 per cent of the centralized costs of the CEC of Russia, for payment of communication services, including the courier delivery of mail by federal outreach, and the All-Russian conference calls – 4 630.5 thousand rubles, transport services – 1 813.7 thousand rubles, for the manufacture and delivery of printed materials – 385.7 thousand

rubles. Other costs, including those related to the work of the Information Centre of the CEC of Russia “Elections 2011”, travel expenses and other additional business expenses amounted to 1 792.8 thousand rubles.

2. 7 political parties and 330 regional offices of six political parties in 83 subjects of the Russian Federation opened special election accounts for the formation of election funds in branches of the Saving Bank of the Russian Federation. In this case, four political parties showed up by the activity in the creation of the election funds of regional branches – All-Russian Political Party “UNITED RUSSIA” political party “Liberal Democratic Party of Russia,” FAIR RUSSIA, “PATRIOTS OF RUSSIA”, whose regional offices opened 83, 76, 76 and 74 special election accounts respectively (Appendix 1 to this explanatory note).

Political party “Communist Party of the Russian Federation” and the All-Russian Political Party “RIGHT CAUSE” opened 15 and 6 special election accounts of regional offices, respectively.

Political party “Russian United Democratic Party ”YABLOKO” did not open any special electoral accounts in the regions.

According to the information on the receipt and expenditure of election funds of political parties and their regional offices (hereinafter – Information on the election funds)\*, special election accounts received funds for a total of 4,500 million rubles, including 4401.6 million rubles in the prescribed manner for the formation of election funds and 98.2 million rubles – in violation of the established order (Appendix 2 to the regulation of the CEC of Russia). 2 202.5 million rubles of the total income are aimed for the election funds of political parties and 2 199, 1 million rubles for the regional offices of political parties.

The total amount of funds received in accordance with the established order totaled 4 401.6 million rubles and includes:

own funds of political parties – 1,773 million rubles (40.3%);

donations from individuals – 395.4 million rubles (9.0%);

donations from legal persons – 2 233.2 million (50.7%).

---

\* Information was compiled on the basis of the final financial reports submitted to political parties by regional branches of political parties.

Information on election funds of political parties and their regional offices are listed in the Appendixes 2-8 to the explanatory note.

Own funds are listed in the election funds of 7 political parties and their regional offices. Of these, more than half of the funds were received in the prescribed manner by three political parties "PATRIOTS OF RUSSIA", "YABLOKO", "RIGHT CAUSE" and their regional offices are accounted for their own expense. During the election campaign, most of the own funds received in the election fund of the political party "RIGHT CAUSE" (315 million rubles) was returned to the account of a political party with a base of return as "transferred by mistake."

The largest own funds in election funds were disposed by All-Russian Political Party "UNITED RUSSIA" (604.4 million), the political party "Liberal Democratic Party of Russia" (323.6 million) and the Political party FAIR RUSSIA (231.6 million rubles).

Information on donations of citizens and legal persons, as well as the own funds of political parties made to the election funds are given in Appendix 9 to the explanatory note.

The election funds of political parties, regional offices of political parties received donations from citizens in the amount of 395.4 million rubles in the established order. The total amount of donations from legal persons exceeded donations from individuals 5.6 times and amounted to 2 233.2 million rubles. Election funds of political parties accounted 955 million rubles of donations from legal persons, of which 953.8 million rubles went to the share of large donations in excess of 400 thousand rubles (Appendix 10).

The election funds of political parties "UNITED RUSSIA", "Communist Party of the Russian Federation", FAIR RUSSIA, "Russian United Democratic Party "YABLOKO", "RIGHT CAUSE" received donations in the amount of 420.9 million rubles from the legal non-profit organizations (Appendix 11).

During the election campaign, the election funds of political parties and their regional offices received donations amounting to 98.2 million rubles in violation of the order of formation of election funds.

Violations are mainly associated with donations of legal persons and individuals that are prohibited from donating by federal law or do not have the full statutory requisites of the

donator, as well as in excess of the limit size of donations.

Illegal donations totaling 97.3 million rubles, or about 2.2 percent of total receipts were returned and transferred to the federal budget.

Checking information on legal persons and citizens who made donations to election funds was held at the request of the Central Election Commission of the Russian Federation, the election commissions of the subjects of the Russian Federation by territorial bodies of the Federal Tax Service, Federal Migration Service and the Ministry of Justice of the Russian Federation (for information on non-profit organizations).

Total expenditures of political parties based on their regional offices to conduct the campaign amounted to 4 068.7 million. Four political parties that participated in the distribution of seats, had 94.3 per cent of all costs (3 836.8 million), which were as follows: the Political party FAIR RUSSIA – 717.7 million rubles, the Political Party "Liberal democratic party of Russia" – 735.1 million rubles, the political party "Communist party of the Russian Federation" – 291.4 million rubles, the Russian political party "UNITED RUSSIA" – 2 092.5 million.

Other political parties, registered federal lists of candidates, spent from 21.7 million (Political party "PATRIOTS OF RUSSIA") to 169.5 million rubles (Political party "Russian United Democratic Party "YABLOKO ") considering their regional offices.

The main costs of the election funds of political parties, regional offices of political parties are associated with the financing of the election campaign, while 1706,1 million rubles were spent on the election campaign through the media, including through the organization of broadcasting 1 533.7 million (37, 7% of the total cost), through editorial offices of periodicals – 172.5 million (4.2% of total expenditure).

Expenditures of political parties based on their regional offices for the production and distribution of printed campaign materials amounted to 1 575.7 million (38.7% of all payments from the fund), to pay other works (services) performed by legal persons or citizens of the Russian Federation, – 511.0 million (12.5%), and other expenses directly related to the election campaign, – 103.2 million (2.5%).

For information about the cost structure of election funds of political parties, regional offices of political parties are given in Appendix 12 to the explanatory note.

Account of costs of election funds of political parties (including the election funds of the regional offices), received parliamentary seats, is given in Appendix 13 to the explanatory note. The costs of a mandate for the political parties “Communist Party of the Russian Federation,” accounted 3.2 million rubles, the Russian political party “UNITED RUSSIA” – 8.8 million rubles, Political party FAIR RUSSIA – 11.2 million rubles, the Political Party “Liberal Democratic Party of Russia” – 13.1 million rubles.

The remains of unspent funds on the special election accounts of the three political parties – the “Communist Party of the Russian Federation”, “Liberal Democratic Party of Russia,” “RIGHT CAUSE” and two regional offices of two political parties after the elections amounted to 827.6 rubles, which, according to Article 69 of the Federal Law were transferred to the federal budget. The Central Election Commission of the Russian Federation, election commissions of the subjects of the Russian Federation in accordance with Article 68 of the Federal law sent to the media every two weeks information on the flow of funds on the special election accounts of political parties, regional offices of political parties and the expenditure of these funds subject to mandatory publication.

All the political parties submitted to the Central Election Commission of the Russian Federation final financial statement of income and expenditure of their election funds within the statutory period. The election commissions of the subjects of the Russian Federation were presented summary financial statements of 329 regional offices of political parties. The regional branch of the Political Party “Liberal Democratic Party of Russia” in the Jewish Autonomous Area did not satisfy the requirements of the Federal Law on reporting, the four regional branches of the political party “the Liberal Democratic Party of Russia” – in the Republic of Bashkortostan, Pskov Region, Khanty-Mansi Autonomous area – Yugra, Y Yamalo-Nenetski Autonomous area, the regional branch of the Political party FAIR RUSSIA in the North Ossetian Republic – Alania and four regional branches of the political parties registered in the

Yakutian (Sakha) Republic: regional branch of the Political party FAIR RUSSIA, the regional branch of the political party “ UNITED RUSSIA “, regional branch of the political party “Liberal Democratic Party of Russia “, regional branch of the political party “PATRIOTS OF RUSSIA “ presented the summary financial statements after the deadline.

In this regard, the authorized representatives on financial issues of the Pskov regional office and regional branches of the political party “Liberal Democratic Party of Russia” in the Jewish Autonomous District were held administratively liable in accordance with Part 1 of Article 5.17 of the Code of Administrative Offences of the Russian Federation “Failure to report or publish the information on the receipt and expenditure of funds allocated for the preparation and conduct of elections, referenda” with a sentence of administrative fine in the amount of 2,000 rubles.

A protocol on administrative violation in relation to an authorized representative on financial issues of the Yamalo-Nenetski regional branch of the political party “Liberal Democratic Party of Russia” is made up and the issue of administrative liability of the authorized representative on financial issues of Khanty – Mansi regional branch of the political party “Liberal Democratic Party Russia” is being decided.

The Central Election Commissions of the Bashkortostan Republic, the North Ossetian Republic – Alania and the Yakutian (Sakha) Republic have decided not to draw up protocols on administrative violations to the authorized representative on financial issues. Authorized representatives on financial issues of the above mentioned regional offices of political parties were warned on the facts of violations of financial discipline during the election campaign.

When checking the final financial reports on the receipt and expenditure of election funds of political parties it was established that the costs of the campaign are mostly targeted, justified and supported by the primary financial documents.

Virtually the final financial statements and the primary financial documents confirming the receipt and expenditure of election funds represented by the following political parties: Political party “Liberal Democratic Party of Russia” political party “Communist Party of the Russian



Federation,” the All-Russian political party “UNITED RUSSIA” had no comments

The accounts of four political parties, FAIR

RUSSIA, “RIGHT CAUSE”, “YABLOKO”, and “PATRIOTS OF RUSSIA” had some comments that were eliminated in the course of the audit.

## Appendix № 1 to the EXECUTIVE SUMMARY

**For information about opening the special election accounts of regional branches of  
political parties in the Russian Federation**

I/N #	The subjects of the Russian Federation	All-Russia Political Party "UNITED RUSSIA"	Political Party "Communist party of the Russian Federation"	Political Party "Liberal-democratic party of Russia"	Political Party "PATRIOTS of RUSSIA"	All-Russia Political Party "RIGHT CAUSE"	Political Party "FAIR RUSSIA"	Political Party "Russian United Democratic Party "YABLOKO"	In total
1	2	3	4	5	6	7	8	9	10
1	Adygei Republic	1		1	1		1		4
2	Altai Republic	1		1	1		1		4
3	Bashkortostan Republic	1		1	1		1		4
4	Buriat Republic	1		1	1		1		4
5	Daghestan Republic	1		1	1		1		4
6	Ingush Republic	1		1	1		1		4
7	Kabardino-Balkarian Republic	1	1	1	1	1	1		6
8	Kalmyk Republic	1		1			1		3
9	Karachaevo-Cherkess Republic	1		1	1				3
10	Karelian Republic	1		1	1		1		4
11	Komi Republic	1		1	1		1		4
12	Mari El Republic	1		1	1		1		4
13	Mordovian Republic	1		1	1		1		4
14	Yakutian (Sakha) Republic	1		1	1		1		4
15	North Ossetian Republic – Alania	1		1	1		1		4
16	Tatarstan Republic	1		1	1		1		4
17	Tyva Republic	1		1	1		1		4
18	Udmurt Republic	1		1	1		1		4
19	Khakass Republic	1		1	1		1		4
20	Chechen Republic	1		1	1		1		4
21	Chuvash Republic – Chavash	1		1	1		1		4
22	Altai Territory	1	1	1	1		1		5
23	Zabaykalsky Territory	1		1	1		1		4
24	Kamchatka Territory	1			1				2
25	Krasnodar Territory	1		1	1		1		4
26	Krasnoyarsk Territory	1	1	1	1	1	1		6
27	Perm Territory	1	1		1		1		4
28	Primorski Territory	1		1	1		1		4
29	Stavropol Territory	1		1	1		1		4
30	Khabarovsk Territory	1		1	1		1		4
31	Amur Region	1		1	1				3
32	Arkhangelsk Region	1		1	1		1		4
33	Astrakhan Region	1		1	1		1		4
34	Belgorod Region	1	1	1	1		1		5
35	Bryansk Region	1		1	1		1		4
36	Vladimir Region	1	1	1	1		1		5

1	2	3	4	5	6	7	8	9	10
37	Volograd Region	1		1	1		1		4
38	Vologda Region	1		1	1				3
39	Voronezh Region	1		1	1		1		4
40	Ivanovo Region	1		1	1		1		4
41	Irkutsk Region	1	1	1	1		1		5
42	Kaliningrad Region	1		1	1		1		4
43	Kaluga Region	1		1	1		1		4
44	Kemerovo Region	1	1	1	1		1		5
45	Kirov Region	1	1	1	1		1		5
46	Kostroma Region	1		1	1		1		4
47	Kurgan Region	1		1	1	1	1		5
48	Kursk Region	1		1	1		1		4
49	Leningrad Region	1		1	1		1		4
50	Lipetsk Region	1		1	1		1		4
51	Magadan Region	1		1	1				3
52	Moscow Region	1					1		2
53	Murmansk Region	1		1	1		1		4
54	Nizhni Novgorod Region	1	1	1			1		4
55	Novgorod Region	1		1	1		1		4
56	Novosibirsk Region	1	1	1	1		1		5
57	Omsk Region	1			1		1		3
58	Orenburg Region	1		1	1		1		4
59	Orel Region	1		1	1		1		4
60	Penza Region	1		1	1		1		4
61	Pskov Region	1		1	1		1		4
62	Rostov Region	1	1	1	1	1	1		6
63	Ryazan Region	1		1	1		1		4
64	Samara Region	1		1	1		1		4
65	Saratov Region	1		1	1		1		4
66	Sakhalin Region	1		1	1		1		4
67	Sverdlovsk Region	1		1	1	1	1		5
68	Smolensk Region	1		1	1		1		4
69	Tambov Region	1		1	1				3
70	Tver Region	1	1	1	1		1		5
71	Tomsk Region	1			1		1		3
72	Tula Region	1		1	1		1		4
73	Tyumen Region	1		1	1		1		4
74	Ulyanovsk Region	1		1	1		1		4
75	Chelyabinsk Region	1	1	1	1		1		5
76	Yaroslavl Region	1		1	1		1		4
77	Moscow City	1					1		2
78	Saint-Petersburg City	1		1		1	1		4
79	Jewish Autonomous Region	1	1	1	1				4
80	Nenets Autonomous area	1		1			1		3
81	Khanty-Mansi Autonomous area – Yugra	1		1			1		3
82	Chukot Autonomous area	1					1		2
83	Yamalo-Nenetski Autonomous area	1		1			1		3
<b>Totals</b>		<b>83</b>	<b>15</b>	<b>76</b>	<b>74</b>	<b>6</b>	<b>76</b>	<b>0</b>	<b>330</b>

## Appendix № 2 to the EXECUTIVE SUMMARY

**For information on the flow of funds to the election funds  
Political Party "FAIR RUSSIA", its regional branches and the expenditure  
of these funds (in rubles)**

The line of the financial report		Cipher of the line	Total for the political party, in view of its regional offices	Political Party "FAIR RUSSIA"
1		2	3	4
<b>1</b>	<b>Received funds to the electoral fund , total</b>	<b>10</b>	<b>728 268 179.36</b>	<b>319 201 085.68</b>
	including			
1.1	Received funds in established procedure for the formation of the election fund	20	721 057 060.36	319 201 085.68
	among them			
1.1.1	Own funds of the political party / Own funds of a regional branch of the political party	30	231 598 234.09	134 127 925.68
1.1.2	Voluntary donations of citizens	40	165 962 560.85	5 625 000.00
1.1.3	Voluntary donations of legal entities	50	323 496 265.42	179 448 160.00
1.2	Received by the election fund of funds, subject to Part 2, Article 4 and 7. 64 of the Federal Law of 18.05.2005 № 51-FZ	60	7 211 119.00	0.00
	among them			
1.2.1	Own funds of the political party / Own funds of a regional branch of the political party	70	0.00	0.00
1.2.2	Funds of citizen	80	4 868 000.00	0.00
1.2.3	Funds of legal entities	90	2 343 119.00	0.00
<b>2</b>	<b>Returned funds from the election fund, total</b>	<b>100</b>	<b>10 000 673.67</b>	<b>0.00</b>
	including			
2.1	Transferred to the budget	110	521.18	0.00
2.2	Returned to the donations of the funds transferred in violation of the established order	120	7 211 119.00	0.00
	among them			
2.2.1	Citizens who are prohibited from donating or does not have the required information in the payment document	130	4 708 000.00	0.00
2.2.2	Legal entities who are prohibited from donating or does not have the required information in the payment document	140	2 343 119.00	0.00
2.2.3	Funds that exceed the size limit of donations	150	160 000.00	0.00
2.3	Returned to the donations of the funds transferred in violation of the established order	160	2 789 033.49	0.00
<b>3</b>	<b>Expended funds, total</b>	<b>170</b>	<b>717 749 225.37</b>	<b>319 201 085.68</b>
	including			
3.1	To organize the collection of signatures	180	4 026.00	0.00
3.1.1	Among them, the remuneration of persons engaged for the collection of signatures	190	4 026.00	0.00
3.2	For payment campaign through television and radio broadcasting organization	200	368 954 224.97	283 826 917.00
3.3	For payment campaign through the editorial offices of periodicals	210	32 769 586.34	0.00
3.4	On the production and distribution of printed and other promotional materials	220	223 732 461.62	34 411 078.08
3.5	For payment hold a public events	230	1 932 823.39	958 000.00
3.6	For payment of works (services) the nature of the information and consultation	240	22 712 665.11	0.00
3.7	For payment other works (services) performed (rendered) legal entities or citizens of the Russian Federation on contracts	250	65 418 946.46	5 090.00
3.8	For payment for other expenses directly related to the conduct of the election campaign	260	2 224 490.88	0.00
<b>4</b>	<b>Distributed unspent balance of the fund in the electoral fund of funds</b>	<b>270</b>	<b>518 280.12</b>	<b>0.00</b>
<b>5</b>	<b>The balance of the fund as of the date of delivery of the report (certified bank statement) (page 280 = page 10 - page 100 - page 170 - page 270)</b>	<b>280</b>	<b>0.20</b>	<b>0.00</b>

Cipher of the line	Regional branch of the Political Party "FAIR RUSSIA" in Adygei Republic	Regional branch of the Political Party "FAIR RUSSIA" in Altai Republic	Regional branch of the Political Party "FAIR RUSSIA" in Bashkortostan Republic	Regional branch of the Political Party "FAIR RUSSIA" in Buriat Republic	Regional branch of the Political Party "FAIR RUSSIA" in Daghestan Republic
	5	6	7	8	9
10	0.00	353 212.00	1 799 000.00	0.00	0.00
20	0.00	353 212.00	1 750 000.00	0.00	0.00
30	0.00	343 212.00	0.00	0.00	0.00
40	0.00	10 000.00	1 750 000.00	0.00	0.00
50	0.00	0.00	0.00	0.00	0.00
60	0.00	0.00	49 000.00	0.00	0.00
70	0.00	0.00	0.00	0.00	0.00
80	0.00	0.00	49 000.00	0.00	0.00
90	0.00	0.00	0.00	0.00	0.00
100	0.00	0.00	49 000.00	0.00	0.00
110	0.00	0.00	0.00	0.00	0.00
120	0.00	0.00	49 000.00	0.00	0.00
130	0.00	0.00	49 000.00	0.00	0.00
140	0.00	0.00	0.00	0.00	0.00
150	0.00	0.00	0.00	0.00	0.00
160	0.00	0.00	0.00	0.00	0.00
170	0.00	353 212.00	1 750 000.00	0.00	0.00
180	0.00	0.00	0.00	0.00	0.00
190	0.00	0.00	0.00	0.00	0.00
200	0.00	25 200.00	51 795.00	0.00	0.00
210	0.00	50 000.00	105 500.00	0.00	0.00
220	0.00	5 512.00	1 090 824.00	0.00	0.00
230	0.00	0.00	75 480.00	0.00	0.00
240	0.00	0.00	187 175.00	0.00	0.00
250	0.00	272 500.00	0.00	0.00	0.00
260	0.00	0.00	239 226.00	0.00	0.00
270	0.00	0.00	0.00	0.00	0.00
280	0.00	0.00	0.00	0.00	0.00



Cipher of the line	Regional branch of the Political Party "FAIR RUSSIA" in Ingush Republic	Regional branch of the Political Party "FAIR RUSSIA" in Kabardino-Balkarian Republic	Regional branch of the Political Party "FAIR RUSSIA" in Kalmyk Republic	Regional branch of the Political Party "FAIR RUSSIA" in Karelian Republic	Regional branch of the Political Party "FAIR RUSSIA" in Komi Republic
	10	11	12	13	14
10	0.00	230 000.00	0.00	880 000.00	1 500 000.00
20	0.00	230 000.00	0.00	880 000.00	1 500 000.00
30	0.00	0.00	0.00	880 000.00	0.00
40	0.00	230 000.00	0.00	0.00	0.00
50	0.00	0.00	0.00	0.00	1 500 000.00
60	0.00	0.00	0.00	0.00	0.00
70	0.00	0.00	0.00	0.00	0.00
80	0.00	0.00	0.00	0.00	0.00
90	0.00	0.00	0.00	0.00	0.00
100	0.00	0.00	0.00	0.00	0.00
110	0.00	0.00	0.00	0.00	0.00
120	0.00	0.00	0.00	0.00	0.00
130	0.00	0.00	0.00	0.00	0.00
140	0.00	0.00	0.00	0.00	0.00
150	0.00	0.00	0.00	0.00	0.00
160	0.00	0.00	0.00	0.00	0.00
170	0.00	222 592.00	0.00	880 000.00	1 500 000.00
180	0.00	0.00	0.00	0.00	0.00
190	0.00	0.00	0.00	0.00	0.00
200	0.00	0.00	0.00	326 404.38	214 584.97
210	0.00	0.00	0.00	306 992.80	318 667.50
220	0.00	222 592.00	0.00	242 380.00	583 467.60
230	0.00	0.00	0.00	0.00	0.00
240	0.00	0.00	0.00	0.00	0.00
250	0.00	0.00	0.00	0.00	383 279.93
260	0.00	0.00	0.00	4 222.82	0.00
270	0.00	7 408.00	0.00	0.00	0.00
280	0.00	0.00	0.00	0.00	0.00

Cipher of the line	Regional branch of the Political Party "FAIR RUSSIA" in Mari El Republic	Regional branch of the Political Party "FAIR RUSSIA" in Mordovian Republic	Regional branch of the Political Party "FAIR RUSSIA" in Yakutian (Sakha) Republic	Regional branch of the Political Party "FAIR RUSSIA" in North Ossetian Republic – Alania	Regional branch of the Political Party "FAIR RUSSIA" in Tatarstan Republic
	15	16	17	18	19
<b>10</b>	<b>720 297.60</b>	<b>0.00</b>	<b>10 884 010.00</b>	<b>446 000.00</b>	<b>4 482 604.00</b>
20	720 297.60	0.00	9 884 010.00	446 000.00	4 462 604.00
30	0.00	0.00	0.00	0.00	0.00
40	720 297.60	0.00	7 760 010.00	446 000.00	1 662 604.00
50	0.00	0.00	2 124 000.00	0.00	2 800 000.00
60	0.00	0.00	1 000 000.00	0.00	20 000.00
70	0.00	0.00	0.00	0.00	0.00
80	0.00	0.00	1 000 000.00	0.00	0.00
90	0.00	0.00	0.00	0.00	20 000.00
<b>100</b>	<b>0.00</b>	<b>0.00</b>	<b>1 000 000.00</b>	<b>0.00</b>	<b>20 000.00</b>
110	0.00	0.00	0.00	0.00	0.00
120	0.00	0.00	1 000 000.00	0.00	20 000.00
130	0.00	0.00	1 000 000.00	0.00	0.00
140	0.00	0.00	0.00	0.00	20 000.00
150	0.00	0.00	0.00	0.00	0.00
160	0.00	0.00	0.00	0.00	0.00
<b>170</b>	<b>720 297.60</b>	<b>0.00</b>	<b>9 884 010.00</b>	<b>446 000.00</b>	<b>4 462 604.00</b>
180	0.00	0.00	0.00	0.00	0.00
190	0.00	0.00	0.00	0.00	0.00
200	58 056.00	0.00	4 341 362.00	0.00	468 505.67
210	0.00	0.00	1 950 770.00	0.00	244 190.10
220	648 711.88	0.00	2 047 867.50	434 000.00	2 682 700.00
230	7 575.00	0.00	1 800.00	0.00	0.00
240	0.00	0.00	0.00	0.00	0.00
250	1 100.00	0.00	1 459 729.00	0.00	1 067 208.23
260	4 854.72	0.00	82 481.50	12 000.00	0.00
<b>270</b>	<b>0.00</b>	<b>0.00</b>	<b>0.00</b>	<b>0.00</b>	<b>0.00</b>
<b>280</b>	<b>0.00</b>	<b>0.00</b>	<b>0.00</b>	<b>0.00</b>	<b>0.00</b>

Cipher of the line	Regional branch of the Political Party "FAIR RUSSIA" in Tyva Republic	Regional branch of the Political Party "FAIR RUSSIA" in Udmurt Republic	Regional branch of the Political Party "FAIR RUSSIA" in Khakass Republic	Regional branch of the Political Party "FAIR RUSSIA" in Chechen Republic	Regional branch of the Political Party "FAIR RUSSIA" in Chuvash Republic
	20	21	22	23	24
<b>10</b>	<b>1 160 080.00</b>	<b>1 250 000.00</b>	<b>800 000.00</b>	<b>0.00</b>	<b>2 318 713.20</b>
20	1 160 080.00	750 000.00	800 000.00	0.00	2 318 713.20
30	1 000 000.00	0.00	0.00	0.00	432 050.00
40	160 080.00	250 000.00	0.00	0.00	886 663.20
50	0.00	500 000.00	800 000.00	0.00	1 000 000.00
60	0.00	500 000.00	0.00	0.00	0.00
70	0.00	0.00	0.00	0.00	0.00
80	0.00	0.00	0.00	0.00	0.00
90	0.00	500 000.00	0.00	0.00	0.00
<b>100</b>	<b>0.00</b>	<b>500 000.00</b>	<b>0.00</b>	<b>0.00</b>	<b>0.00</b>
110	0.00	0.00	0.00	0.00	0.00
120	0.00	500 000.00	0.00	0.00	0.00
130	0.00	0.00	0.00	0.00	0.00
140	0.00	500 000.00	0.00	0.00	0.00
150	0.00	0.00	0.00	0.00	0.00
160	0.00	0.00	0.00	0.00	0.00
<b>170</b>	<b>1 160 080.00</b>	<b>749 983.20</b>	<b>800 000.00</b>	<b>0.00</b>	<b>2 318 713.20</b>
180	0.00	0.00	0.00	0.00	0.00
190	0.00	0.00	0.00	0.00	0.00
200	77 140.00	0.00	148 750.00	0.00	872 303.20
210	331 020.00	0.00	15 000.00	0.00	183 940.00
220	48 000.00	698 883.20	121 818.00	0.00	1 262 470.00
230	0.00	0.00	0.00	0.00	0.00
240	0.00	0.00	63 820.00	0.00	0.00
250	703 920.00	51 100.00	450 612.00	0.00	0.00
260	0.00	0.00	0.00	0.00	0.00
<b>270</b>	<b>0.00</b>	<b>16.80</b>	<b>0.00</b>	<b>0.00</b>	<b>0.00</b>
<b>280</b>	<b>0.00</b>	<b>0.00</b>	<b>0.00</b>	<b>0.00</b>	<b>0.00</b>

Cipher of the line	Regional branch of the Political Party "FAIR RUSSIA" in Altai Territory	Regional branch of the Political Party "FAIR RUSSIA" in Zabaykalsky Territory	Regional branch of the Political Party "FAIR RUSSIA" in Krasnodar Territory	Regional branch of the Political Party "FAIR RUSSIA" in Krasnoyarsk Territory	Regional branch of the Political Party "FAIR RUSSIA" in Perm Territory
	25	26	27	28	29
<b>10</b>	<b>1 593 000.00</b>	<b>9 200 500.00</b>	<b>3 763 850.00</b>	<b>24 454 000.00</b>	<b>3 968 000.00</b>
20	1 593 000.00	9 020 000.00	3 763 850.00	24 454 000.00	3 968 000.00
30	1 550 000.00	0.00	2 000 000.00	0.00	0.00
40	43 000.00	8 750 000.00	0.00	700 000.00	6 000.00
50	0.00	270 000.00	1 763 850.00	23 754 000.00	3 962 000.00
60	0.00	180 500.00	0.00	0.00	0.00
70	0.00	0.00	0.00	0.00	0.00
80	0.00	110 500.00	0.00	0.00	0.00
90	0.00	70 000.00	0.00	0.00	0.00
<b>100</b>	<b>0.00</b>	<b>180 500.00</b>	<b>0.00</b>	<b>0.00</b>	<b>0.00</b>
110	0.00	0.00	0.00	0.00	0.00
120	0.00	180 500.00	0.00	0.00	0.00
130	0.00	110 500.00	0.00	0.00	0.00
140	0.00	70 000.00	0.00	0.00	0.00
150	0.00	0.00	0.00	0.00	0.00
160	0.00	0.00	0.00	0.00	0.00
<b>170</b>	<b>1 593 000.00</b>	<b>9 020 000.00</b>	<b>3 763 850.00</b>	<b>24 454 000.00</b>	<b>3 968 000.00</b>
180	0.00	0.00	0.00	0.00	0.00
190	0.00	0.00	0.00	0.00	0.00
200	254 172.00	1 513 431.25	946 106.00	3 808 142.78	407 867.00
210	25 000.00	667 000.00	435 371.87	311 987.00	0.00
220	1 130 713.38	6 264 576.00	1 702 371.00	6 755 122.70	3 347 315.00
230	0.00	0.00	12 900.00	62 640.00	75 000.00
240	0.00	98 507.35	0.00	0.00	0.00
250	62 439.02	36 750.00	650 935.41	13 455 036.52	137 818.00
260	120 675.60	439 735.40	16 165.72	61 071.00	0.00
<b>270</b>	<b>0.00</b>	<b>0.00</b>	<b>0.00</b>	<b>0.00</b>	<b>0.00</b>
<b>280</b>	<b>0.00</b>	<b>0.00</b>	<b>0.00</b>	<b>0.00</b>	<b>0.00</b>

Cipher of the line	Regional branch of the Political Party "FAIR RUSSIA" in Primorski Territory	Regional branch of the Political Party "FAIR RUSSIA" in Stavropol Territory	Regional branch of the Political Party "FAIR RUSSIA" in Khabarovsk Territory	Regional branch of the Political Party "FAIR RUSSIA" in Arkhangelsk Region	Regional branch of the Political Party "FAIR RUSSIA" in Astrakhan Region
	30	31	32	33	34
<b>10</b>	<b>5 061 315.50</b>	<b>628 077.42</b>	<b>1 599 000.00</b>	<b>5 940 000.00</b>	<b>1 873 644.60</b>
20	4 901 315.50	628 077.42	1 599 000.00	5 940 000.00	1 873 644.60
30	3 050 000.00	0.00	0.00	0.00	0.00
40	1 851 315.50	0.00	1 599 000.00	1 250 000.00	1 873 644.60
50	0.00	628 077.42	0.00	4 690 000.00	0.00
60	160 000.00	0.00	0.00	0.00	0.00
70	0.00	0.00	0.00	0.00	0.00
80	160 000.00	0.00	0.00	0.00	0.00
90	0.00	0.00	0.00	0.00	0.00
<b>100</b>	<b>160 000.00</b>	<b>0.00</b>	<b>0.00</b>	<b>0.00</b>	<b>0.00</b>
110	0.00	0.00	0.00	0.00	0.00
120	160 000.00	0.00	0.00	0.00	0.00
130	0.00	0.00	0.00	0.00	0.00
140	0.00	0.00	0.00	0.00	0.00
150	160 000.00	0.00	0.00	0.00	0.00
160	0.00	0.00	0.00	0.00	0.00
<b>170</b>	<b>4 901 315.50</b>	<b>628 077.42</b>	<b>1 599 000.00</b>	<b>5 940 000.00</b>	<b>1 873 644.60</b>
180	0.00	0.00	0.00	4 026.00	0.00
190	0.00	0.00	0.00	4 026.00	0.00
200	298 940.00	628 077.42	0.00	1 221 781.78	1 670 108.60
210	240 746.00	0.00	0.00	336 585.00	38 352.00
220	2 004 575.20	0.00	1 510 128.00	2 861 229.00	150 334.00
230	0.00	0.00	5 300.00	26 000.00	0.00
240	920 268.10	0.00	0.00	95 514.03	0.00
250	1 436 786.20	0.00	0.00	1 394 864.19	14 850.00
260	0.00	0.00	83 572.00	0.00	0.00
<b>270</b>	<b>0.00</b>	<b>0.00</b>	<b>0.00</b>	<b>0.00</b>	<b>0.00</b>
<b>280</b>	<b>0.00</b>	<b>0.00</b>	<b>0.00</b>	<b>0.00</b>	<b>0.00</b>



Cipher of the line	Regional branch of the Political Party "FAIR RUSSIA" in Belgorod Region	Regional branch of the Political Party "FAIR RUSSIA" in Bryansk Region	Regional branch of the Political Party "FAIR RUSSIA" in Vladimir Region	Regional branch of the Political Party "FAIR RUSSIA" in Volgograd Region	Regional branch of the Political Party "FAIR RUSSIA" in Voronezh Region
	35	36	37	38	39
10	13 000 000.00	2 020 000.00	5 115 763.55	27 760 000.00	15 300 000.00
20	13 000 000.00	2 020 000.00	5 115 763.55	27 760 000.00	15 300 000.00
30	0.00	0.00	0.00	17 500 000.00	0.00
40	0.00	2 020 000.00	5 115 763.55	5 000 000.00	15 300 000.00
50	13 000 000.00	0.00	0.00	5 260 000.00	0.00
60	0.00	0.00	0.00	0.00	0.00
70	0.00	0.00	0.00	0.00	0.00
80	0.00	0.00	0.00	0.00	0.00
90	0.00	0.00	0.00	0.00	0.00
100	0.00	0.00	0.00	115 361.90	0.00
110	0.00	0.00	0.00	0.00	0.00
120	0.00	0.00	0.00	0.00	0.00
130	0.00	0.00	0.00	0.00	0.00
140	0.00	0.00	0.00	0.00	0.00
150	0.00	0.00	0.00	0.00	0.00
160	0.00	0.00	0.00	115 361.90	0.00
170	13 000 000.00	2 020 000.00	5 115 763.55	27 644 638.10	15 300 000.00
180	0.00	0.00	0.00	0.00	0.00
190	0.00	0.00	0.00	0.00	0.00
200	649 000.83	89 100.00	1 673 472.70	10 801 004.50	1 367 148.00
210	1 513 084.00	969 917.46	810 983.69	13 660 346.00	294 940.00
220	6 603 855.50	868 299.00	2 622 632.16	2 952 366.00	10 814 478.80
230	34 000.00	0.00	0.00	70 921.60	0.00
240	0.00	89 500.00	0.00	0.00	0.00
250	4 200 059.67	3 183.54	0.00	160 000.00	2 823 433.20
260	0.00	0.00	8 675.00	0.00	0.00
270	0.00	0.00	0.00	0.00	0.00
280	0.00	0.00	0.00	0.00	0.00

Cipher of the line	Regional branch of the Political Party "FAIR RUSSIA" in Ivanovo Region	Regional branch of the Political Party "FAIR RUSSIA" in Irkutsk Region	Regional branch of the Political Party "FAIR RUSSIA" in Kaliningrad Region	Regional branch of the Political Party "FAIR RUSSIA" in Kaluga Region	Regional branch of the Political Party "FAIR RUSSIA" in Kemerovo Region
	40	41	42	43	44
10	0.00	3 341 667.69	1 500 000.00	5 353 000.00	2 065 000.00
20	0.00	3 281 667.69	1 500 000.00	5 353 000.00	2 065 000.00
30	0.00	0.00	0.00	0.00	0.00
40	0.00	3 251 667.69	1 500 000.00	375 000.00	2 065 000.00
50	0.00	30 000.00	0.00	4 978 000.00	0.00
60	0.00	60 000.00	0.00	0.00	0.00
70	0.00	0.00	0.00	0.00	0.00
80	0.00	30 000.00	0.00	0.00	0.00
90	0.00	30 000.00	0.00	0.00	0.00
100	0.00	60 000.00	0.00	0.00	0.00
110	0.00	0.00	0.00	0.00	0.00
120	0.00	60 000.00	0.00	0.00	0.00
130	0.00	30 000.00	0.00	0.00	0.00
140	0.00	30 000.00	0.00	0.00	0.00
150	0.00	0.00	0.00	0.00	0.00
160	0.00	0.00	0.00	0.00	0.00
170	0.00	3 281 667.69	1 500 000.00	5 353 000.00	2 065 000.00
180	0.00	0.00	0.00	0.00	0.00
190	0.00	0.00	0.00	0.00	0.00
200	0.00	715 236.80	191 506.00	329 796.00	1 043 975.13
210	0.00	40 639.80	138 200.00	79 200.00	0.00
220	0.00	2 465 791.09	665 720.00	4 345 658.50	530 008.00
230	0.00	30 000.00	56 184.00	4 000.00	0.00
240	0.00	0.00	334 610.00	77 645.49	0.00
250	0.00	30 000.00	113 780.00	516 700.01	427 235.41
260	0.00	0.00	0.00	0.00	63 781.46
270	0.00	0.00	0.00	0.00	0.00
280	0.00	0.00	0.00	0.00	0.00

Cipher of the line	Regional branch of the Political Party "FAIR RUSSIA" in Kirov Region	Regional branch of the Political Party "FAIR RUSSIA" in Kostroma Region	Regional branch of the Political Party "FAIR RUSSIA" in Kurgan Region	Regional branch of the Political Party "FAIR RUSSIA" in Kursk Region	Regional branch of the Political Party "FAIR RUSSIA" in Leningrad Region
	45	46	47	48	49
<b>10</b>	<b>16 216 852.41</b>	<b>7 859 000.00</b>	<b>1 162 000.00</b>	<b>11 367 000.00</b>	<b>12 700 000.00</b>
20	16 216 852.41	7 859 000.00	1 162 000.00	11 367 000.00	12 700 000.00
30	16 216 852.41	0.00	102 000.00	0.00	1 700 000.00
40	0.00	0.00	1 060 000.00	1 250 000.00	0.00
50	0.00	7 859 000.00	0.00	10 117 000.00	11 000 000.00
60	0.00	0.00	0.00	0.00	0.00
70	0.00	0.00	0.00	0.00	0.00
80	0.00	0.00	0.00	0.00	0.00
90	0.00	0.00	0.00	0.00	0.00
<b>100</b>	<b>0.00</b>	<b>0.00</b>	<b>0.00</b>	<b>0.00</b>	<b>0.00</b>
110	0.00	0.00	0.00	0.00	0.00
120	0.00	0.00	0.00	0.00	0.00
130	0.00	0.00	0.00	0.00	0.00
140	0.00	0.00	0.00	0.00	0.00
150	0.00	0.00	0.00	0.00	0.00
160	0.00	0.00	0.00	0.00	0.00
<b>170</b>	<b>16 216 852.41</b>	<b>7 589 967.64</b>	<b>1 162 000.00</b>	<b>11 367 000.00</b>	<b>12 700 000.00</b>
180	0.00	0.00	0.00	0.00	0.00
190	0.00	0.00	0.00	0.00	0.00
200	1 306 133.59	736 424.44	0.00	2 074 940.00	1 631 875.00
210	234 539.00	1 980 661.00	0.00	211 826.00	634 638.00
220	2 374 829.40	3 818 782.20	1 062 225.00	8 321 933.99	3 088 200.00
230	25 050.42	0.00	2 000.00	0.00	0.00
240	1 350 000.00	0.00	0.00	153 000.00	7 057 647.00
250	10 921 200.00	1 047 850.00	97 775.00	64 500.00	287 640.00
260	5 100.00	6 250.00	0.00	540 800.01	0.00
<b>270</b>	<b>0.00</b>	<b>269 032.36</b>	<b>0.00</b>	<b>0.00</b>	<b>0.00</b>
<b>280</b>	<b>0.00</b>	<b>0.00</b>	<b>0.00</b>	<b>0.00</b>	<b>0.00</b>

Cipher of the line	Regional branch of the Political Party "FAIR RUSSIA" in Lipetsk Region	Regional branch of the Political Party "FAIR RUSSIA" in Moscow Region	Regional branch of the Political Party "FAIR RUSSIA" in Murmansk Region	Regional branch of the Political Party "FAIR RUSSIA" in Nizhni Novgorod Region	Regional branch of the Political Party "FAIR RUSSIA" in Novgorod Region
	50	51	52	53	54
10	300 000.00	19 087 900.00	750 000.00	9 687 838.00	0.00
20	300 000.00	19 087 900.00	750 000.00	7 964 719.00	0.00
30	300 000.00	15 500 000.00	750 000.00	0.00	0.00
40	0.00	3 587 900.00	0.00	3 579 600.00	0.00
50	0.00	0.00	0.00	4 385 119.00	0.00
60	0.00	0.00	0.00	1 723 119.00	0.00
70	0.00	0.00	0.00	0.00	0.00
80	0.00	0.00	0.00	0.00	0.00
90	0.00	0.00	0.00	1 723 119.00	0.00
100	62 041.70	0.00	0.00	1 723 119.00	0.00
110	0.00	0.00	0.00	0.00	0.00
120	0.00	0.00	0.00	1 723 119.00	0.00
130	0.00	0.00	0.00	0.00	0.00
140	0.00	0.00	0.00	1 723 119.00	0.00
150	0.00	0.00	0.00	0.00	0.00
160	62 041.70	0.00	0.00	0.00	0.00
170	237 958.30	19 087 900.00	567 563.42	7 964 719.00	0.00
180	0.00	0.00	0.00	0.00	0.00
190	0.00	0.00	0.00	0.00	0.00
200	227 958.30	2 653 732.00	210 242.96	2 870 123.00	0.00
210	10 000.00	265 500.00	0.00	40 000.00	0.00
220	0.00	10 681 300.00	357 120.46	4 164 269.56	0.00
230	0.00	135 500.00	0.00	0.00	0.00
240	0.00	438 986.00	0.00	0.00	0.00
250	0.00	4 907 882.00	0.00	890 326.44	0.00
260	0.00	5 000.00	200.00	0.00	0.00
270	0.00	0.00	182 436.58	0.00	0.00
280	0.00	0.00	0.00	0.00	0.00

Cipher of the line	Regional branch of the Political Party "FAIR RUSSIA" in Novosibirsk Region	Regional branch of the Political Party "FAIR RUSSIA" in Omsk Region	Regional branch of the Political Party "FAIR RUSSIA" in Orenburg Region	Regional branch of the Political Party "FAIR RUSSIA" in Orel Region	Regional branch of the Political Party "FAIR RUSSIA" in Penza Region
	55	56	57	58	59
10	6 257 337.71	988 300.00	9 294 403.00	2 377 000.00	63 000.00
20	6 257 337.71	988 300.00	9 294 403.00	2 377 000.00	63 000.00
30	0.00	10 000.00	6 794 403.00	0.00	0.00
40	6 257 337.71	978 300.00	2 500 000.00	0.00	63 000.00
50	0.00	0.00	0.00	2 377 000.00	0.00
60	0.00	0.00	0.00	0.00	0.00
70	0.00	0.00	0.00	0.00	0.00
80	0.00	0.00	0.00	0.00	0.00
90	0.00	0.00	0.00	0.00	0.00
100	0.00	0.00	0.00	0.00	0.00
110	0.00	0.00	0.00	0.00	0.00
120	0.00	0.00	0.00	0.00	0.00
130	0.00	0.00	0.00	0.00	0.00
140	0.00	0.00	0.00	0.00	0.00
150	0.00	0.00	0.00	0.00	0.00
160	0.00	0.00	0.00	0.00	0.00
170	6 257 337.71	988 300.00	9 294 403.00	2 341 166.38	62 981.76
180	0.00	0.00	0.00	0.00	0.00
190	0.00	0.00	0.00	0.00	0.00
200	190 275.00	704 443.33	3 154 179.68	448 740.51	0.00
210	319 939.00	128 128.00	852 384.00	20 042.80	0.00
220	5 747 123.71	120 360.00	4 531 422.28	1 245 000.00	0.00
230	0.00	30 000.00	14 000.37	0.00	0.00
240	0.00	5 368.67	0.00	0.00	0.00
250	0.00	0.00	719 115.00	627 383.07	62 981.76
260	0.00	0.00	23 301.67	0.00	0.00
270	0.00	0.00	0.00	35 833.62	18.24
280	0.00	0.00	0.00	0.00	0.00



Cipher of the line	Regional branch of the Political Party "FAIR RUSSIA" in Pskov Region	Regional branch of the Political Party "FAIR RUSSIA" in Rostov Region	Regional branch of the Political Party "FAIR RUSSIA" in Ryazan Region	Regional branch of the Political Party "FAIR RUSSIA" in Samara Region	Regional branch of the Political Party "FAIR RUSSIA" in Saratov Region
	60	61	62	63	64
10	641 000.00	20 777 000.00	12 860 000.00	10 022 000.00	8 441 500.00
20	641 000.00	20 777 000.00	12 860 000.00	10 022 000.00	8 441 500.00
30	0.00	0.00	0.00	1 650 000.00	8 441 500.00
40	641 000.00	20 777 000.00	12 360 000.00	5 072 000.00	0.00
50	0.00	0.00	500 000.00	3 300 000.00	0.00
60	0.00	0.00	0.00	0.00	0.00
70	0.00	0.00	0.00	0.00	0.00
80	0.00	0.00	0.00	0.00	0.00
90	0.00	0.00	0.00	0.00	0.00
100	521.18	0.00	0.00	0.00	0.00
110	521.18	0.00	0.00	0.00	0.00
120	0.00	0.00	0.00	0.00	0.00
130	0.00	0.00	0.00	0.00	0.00
140	0.00	0.00	0.00	0.00	0.00
150	0.00	0.00	0.00	0.00	0.00
160	0.00	0.00	0.00	0.00	0.00
170	640 478.82	20 777 000.00	12 860 000.00	10 022 000.00	8 430 966.64
180	0.00	0.00	0.00	0.00	0.00
190	0.00	0.00	0.00	0.00	0.00
200	326 826.44	3 377 226.00	6 975 117.00	107 140.00	1 544 334.40
210	51 752.60	583 777.60	196 246.00	90 400.00	466 133.12
220	80 000.00	7 689 970.00	5 263 982.00	9 189 500.00	6 198 817.12
230	0.00	58 740.00	59 800.00	0.00	71 882.00
240	0.00	0.00	0.00	0.00	0.00
250	181 899.78	9 067 286.40	351 875.00	634 960.00	149 800.00
260	0.00	0.00	12 980.00	0.00	0.00
270	0.00	0.00	0.00	0.00	10 533.36
280	0.00	0.00	0.00	0.00	0.00

Cipher of the line	Regional branch of the Political Party "FAIR RUSSIA" in Sakhalin Region	Regional branch of the Political Party "FAIR RUSSIA" in Sverdlovsk Region	Regional branch of the Political Party "FAIR RUSSIA" in Smolensk Region	Regional branch of the Political Party "FAIR RUSSIA" in Tver Region	Regional branch of the Political Party "FAIR RUSSIA" in Tomsk Region
	65	66	67	68	69
<b>10</b>	<b>332 200.00</b>	<b>3 448 000.00</b>	<b>3 192 342.00</b>	<b>30 574 000.00</b>	<b>12 400 000.00</b>
20	332 200.00	3 409 500.00	3 192 342.00	27 174 000.00	12 400 000.00
30	0.00	0.00	500 000.00	16 750 000.00	0.00
40	332 200.00	3 409 500.00	2 692 342.00	10 424 000.00	0.00
50	0.00	0.00	0.00	0.00	12 400 000.00
60	0.00	38 500.00	0.00	3 400 000.00	0.00
70	0.00	0.00	0.00	0.00	0.00
80	0.00	38 500.00	0.00	3 400 000.00	0.00
90	0.00	0.00	0.00	0.00	0.00
<b>100</b>	<b>0.00</b>	<b>38 500.00</b>	<b>0.00</b>	<b>4 800 000.00</b>	<b>0.00</b>
110	0.00	0.00	0.00	0.00	0.00
120	0.00	38 500.00	0.00	3 400 000.00	0.00
130	0.00	38 500.00	0.00	3 400 000.00	0.00
140	0.00	0.00	0.00	0.00	0.00
150	0.00	0.00	0.00	0.00	0.00
160	0.00	0.00	0.00	1 400 000.00	0.00
<b>170</b>	<b>332 158.84</b>	<b>3 409 500.00</b>	<b>3 192 342.00</b>	<b>25 774 000.00</b>	<b>12 400 000.00</b>
180	0.00	0.00	0.00	0.00	0.00
190	0.00	0.00	0.00	0.00	0.00
200	116 923.84	1 608 320.00	1 222 754.00	6 210 744.33	948 628.40
210	0.00	0.00	39 375.00	890 610.00	0.00
220	22 500.00	1 650 441.70	1 929 988.00	18 272 515.77	505 980.00
230	0.00	0.00	0.00	44 000.00	0.00
240	0.00	150 738.30	0.00	77 129.90	10 918 991.60
250	192 735.00	0.00	0.00	279 000.00	26 400.00
260	0.00	0.00	225.00	0.00	0.00
<b>270</b>	<b>41.16</b>	<b>0.00</b>	<b>0.00</b>	<b>0.00</b>	<b>0.00</b>
<b>280</b>	<b>0.00</b>	<b>0.00</b>	<b>0.00</b>	<b>0.00</b>	<b>0.00</b>

Cipher of the line	Regional branch of the Political Party "FAIR RUSSIA" in Tula Region	Regional branch of the Political Party "FAIR RUSSIA" in Tyumen Region	Regional branch of the Political Party "FAIR RUSSIA" in Ulyanovsk Region	Regional branch of the Political Party "FAIR RUSSIA" in Chelyabinsk Region	Regional branch of the Political Party "FAIR RUSSIA" in Yaroslavl Region
	70	71	72	73	74
<b>10</b>	<b>32 000.00</b>	<b>2 500 000.00</b>	<b>8 500 000.00</b>	<b>14 049 059.00</b>	<b>2 413 800.00</b>
20	32 000.00	2 500 000.00	8 500 000.00	14 049 059.00	2 333 800.00
30	0.00	0.00	0.00	500 000.00	0.00
40	32 000.00	0.00	0.00	0.00	2 183 800.00
50	0.00	2 500 000.00	8 500 000.00	13 549 059.00	150 000.00
60	0.00	0.00	0.00	0.00	80 000.00
70	0.00	0.00	0.00	0.00	0.00
80	0.00	0.00	0.00	0.00	80 000.00
90	0.00	0.00	0.00	0.00	0.00
<b>100</b>	<b>0.00</b>	<b>711 629.89</b>	<b>0.00</b>	<b>0.00</b>	<b>80 000.00</b>
110	0.00	0.00	0.00	0.00	0.00
120	0.00	0.00	0.00	0.00	80 000.00
130	0.00	0.00	0.00	0.00	80 000.00
140	0.00	0.00	0.00	0.00	0.00
150	0.00	0.00	0.00	0.00	0.00
160	0.00	711 629.89	0.00	0.00	0.00
<b>170</b>	<b>32 000.00</b>	<b>1 775 410.11</b>	<b>8 500 000.00</b>	<b>14 049 059.00</b>	<b>2 333 800.00</b>
180	0.00	0.00	0.00	0.00	0.00
190	0.00	0.00	0.00	0.00	0.00
200	0.00	98 692.00	1 805 465.44	4 064 075.10	1 019 614.40
210	0.00	159 388.00	642 070.00	1 063 327.00	236 725.00
220	31 100.00	348 497.50	4 641 403.78	5 387 679.16	1 034 898.40
230	0.00	48 000.00	0.00	24 050.00	0.00
240	0.00	0.00	570 000.00	87 688.75	0.00
250	0.00	1 120 832.61	356 500.00	3 422 238.99	41 510.00
260	900.00	0.00	484 560.78	0.00	1 052.20
<b>270</b>	<b>0.00</b>	<b>12 960.00</b>	<b>0.00</b>	<b>0.00</b>	<b>0.00</b>
<b>280</b>	<b>0.00</b>	<b>0.00</b>	<b>0.00</b>	<b>0.00</b>	<b>0.00</b>

Cipher of the line	Regional branch of the Political Party "FAIR RUSSIA" in Moscow City	Regional branch of the Political Party "FAIR RUSSIA" in Saint-Petersburg City	Regional branch of the Political Party "FAIR RUSSIA" in Nenets Autonomous area	Regional branch of the Political Party "FAIR RUSSIA" in Khanty-Mansi Autonomous area – Yugra	Regional branch of the Political Party "FAIR RUSSIA" in Chukot Autonomous area
	75	76	77	78	79
<b>10</b>	<b>11 722 535.00</b>	<b>5 790 291.00</b>	<b>0.00</b>	<b>2 900 000.00</b>	<b>0.00</b>
20	11 722 535.00	5 790 291.00	0.00	2 900 000.00	0.00
30	0.00	291.00	0.00	1 500 000.00	0.00
40	11 371 535.00	5 790 000.00	0.00	1 400 000.00	0.00
50	351 000.00	0.00	0.00	0.00	0.00
60	0.00	0.00	0.00	0.00	0.00
70	0.00	0.00	0.00	0.00	0.00
80	0.00	0.00	0.00	0.00	0.00
90	0.00	0.00	0.00	0.00	0.00
<b>100</b>	<b>0.00</b>	<b>0.00</b>	<b>0.00</b>	<b>500 000.00</b>	<b>0.00</b>
110	0.00	0.00	0.00	0.00	0.00
120	0.00	0.00	0.00	0.00	0.00
130	0.00	0.00	0.00	0.00	0.00
140	0.00	0.00	0.00	0.00	0.00
150	0.00	0.00	0.00	0.00	0.00
160	0.00	0.00	0.00	500 000.00	0.00
<b>170</b>	<b>11 722 535.00</b>	<b>5 790 290.80</b>	<b>0.00</b>	<b>2 400 000.00</b>	<b>0.00</b>
180	0.00	0.00	0.00	0.00	0.00
190	0.00	0.00	0.00	0.00	0.00
200	1 737 720.00	3 561 690.80	0.00	0.00	0.00
210	0.00	0.00	0.00	583 691.00	0.00
220	9 832 235.00	2 228 600.00	0.00	1 816 309.00	0.00
230	0.00	0.00	0.00	0.00	0.00
240	36 074.92	0.00	0.00	0.00	0.00
250	108 845.08	0.00	0.00	0.00	0.00
260	7 660.00	0.00	0.00	0.00	0.00
<b>270</b>	<b>0.00</b>	<b>0.00</b>	<b>0.00</b>	<b>0.00</b>	<b>0.00</b>
<b>280</b>	<b>0.00</b>	<b>0.20</b>	<b>0.00</b>	<b>0.00</b>	<b>0.00</b>

Cipher of the line	Regional branch of the Political Party "FAIR RUSSIA" in Yamalo-Nenetski Autonomous area
	80
10	0.00
20	0.00
30	0.00
40	0.00
50	0.00
60	0.00
70	0.00
80	0.00
90	0.00
100	0.00
110	0.00
120	0.00
130	0.00
140	0.00
150	0.00
160	0.00
170	0.00
180	0.00
190	0.00
200	0.00
210	0.00
220	0.00
230	0.00
240	0.00
250	0.00
260	0.00
270	0.00
280	0.00



*Appendix № 3 to the EXECUTIVE SUMMARY*

**For information on the flow of funds to the election funds  
Political Party "Liberal-democratic Party of Russia", its regional branches and the  
expenditure of these funds (in rubles)**

The line of the financial report		Cipher of the line	Total for the political party, in view of its regional offices	Political Party "Liberal-democratic Party of Russia"
1		2	3	4
<b>1</b>	<b>Received funds to the electoral fund of</b>	<b>10</b>	<b>748 822 815.43</b>	<b>519 643 079.00</b>
	including			
1.1	Received funds in established procedure for the formation of the election fund	20	739 087 815.43	519 643 079.00
	among them			
1.1.1	Own funds of the political party / Own funds of a regional branch of the political party	30	323 644 915.48	176 642 979.00
1.1.2	Voluntary donations of citizens	40	28 659 859.97	100.00
1.1.3	Voluntary donations of legal entities	50	387 083 039.98	343 000 000.00
1.2	Received by the election fund of funds, subject to Part 2, Article 4 and 7. 64 of the Federal Law of 18.05.2005 № 51-FZ	60	9 735 000.00	0.00
	among them			
1.2.1	Own funds of the political party / Own funds of a regional branch of the political party	70	1 600 000.00	0.00
1.2.2	Funds of citizen	80	105 000.00	0.00
1.2.3	Funds of legal entities	90	8 030 000.00	0.00
<b>2</b>	<b>Returned funds from the election fund, total</b>	<b>100</b>	<b>13 435 113.00</b>	<b>100.00</b>
	including			
2.1	Transferred to the budget	110	0.00	0.00
2.2	Returned to the donations of the funds transferred in violation of the established order	120	9 735 000.00	0.00
	among them			
2.2.1	Citizens who are prohibited from donating or does not have the required information in the payment document	130	105 000.00	0.00
2.2.2	Legal entities who are prohibited from donating or does not have the required information in the payment document	140	8 030 000.00	0.00
2.2.3	Funds that exceed the size limit of donations	150	160 000.00	0.00
2.3	Returned to the donations of the funds transferred in violation of the established order	160	3 700 113.00	100.00
<b>3</b>	<b>Expended funds, total</b>	<b>170</b>	<b>735 066 400.41</b>	<b>519 642 978.09</b>
	including			
3.1	To organize the collection of signatures	180	0.00	0.00
3.1.1	Among them, the remuneration of persons engaged for the collection of signatures	190	0.00	0.00
3.2	For payment campaign through television and radio broadcasting organization	200	415 650 863.96	387 595 591.67
3.3	For payment campaign through the editorial offices of periodicals	210	16 252 381.48	4 733 722.00
3.4	On the production and distribution of printed and other promotional materials	220	181 431 029.70	106 648 057.99
3.5	For payment hold a public events	230	2 252 842.82	1 960 000.00
3.6	For payment of works (services) the nature of the information and consultation	240	3 173 286.47	0.00
3.7	For payment other works (services) performed (rendered) legal entities or citizens of the Russian Federation on contracts	250	102 727 544.24	18 705 628.43
3.8	For payment for other expenses directly related to the conduct of the election campaign	260	13 578 451.74	0.00
<b>4</b>	<b>Distributed unspent balance of the fund in proportion listed in the electoral fund of funds</b>	<b>270</b>	<b>321 262.91</b>	<b>0.00</b>
<b>5</b>	<b>The balance of the fund as of the date of delivery of the report (certified bank statement) (page 280 = page 10 - page 100 - page 170 - page 270)</b>	<b>280</b>	<b>39.11</b>	<b>0.91</b>

Cipher of the line	Regional branch of the Political Party "Liberal-democratic Party of Russia" in Adygei Republic	Regional branch of the Political Party "Liberal-democratic Party of Russia" in Altai Republic	Regional branch of the Political Party "Liberal-democratic Party of Russia" in Bashkortostan Republic	Regional branch of the Political Party "Liberal-democratic Party of Russia" in Buriat Republic	Regional branch of the Political Party "Liberal-democratic Party of Russia" in Daghestan Republic
	5	6	7	8	9
<b>10</b>	<b>518 272.00</b>	<b>400 000.00</b>	<b>500 000.00</b>	<b>136 256.97</b>	<b>102 740.00</b>
20	518 272.00	400 000.00	400 000.00	106 256.97	102 740.00
30	0.00	400 000.00	0.00	0.00	0.00
40	518 272.00	0.00	400 000.00	106 256.97	102 740.00
50	0.00	0.00	0.00	0.00	0.00
60	0.00	0.00	100 000.00	30 000.00	0.00
70	0.00	0.00	0.00	0.00	0.00
80	0.00	0.00	100 000.00	0.00	0.00
90	0.00	0.00	0.00	30 000.00	0.00
<b>100</b>	<b>0.00</b>	<b>0.00</b>	<b>100 000.00</b>	<b>30 000.00</b>	<b>0.00</b>
110	0.00	0.00	0.00	0.00	0.00
120	0.00	0.00	100 000.00	30 000.00	0.00
130	0.00	0.00	100 000.00	0.00	0.00
140	0.00	0.00	0.00	30 000.00	0.00
150	0.00	0.00	0.00	0.00	0.00
160	0.00	0.00	0.00	0.00	0.00
<b>170</b>	<b>518 272.00</b>	<b>400 000.00</b>	<b>400 000.00</b>	<b>106 256.97</b>	<b>102 740.00</b>
180	0.00	0.00	0.00	0.00	0.00
190	0.00	0.00	0.00	0.00	0.00
200	0.00	0.00	0.00	16 280.00	0.00
210	0.00	0.00	0.00	8 565.60	102 740.00
220	518 272.00	399 900.00	232 500.00	75 211.37	0.00
230	0.00	0.00	0.00	6 200.00	0.00
240	0.00	0.00	0.00	0.00	0.00
250	0.00	0.00	167 500.00	0.00	0.00
260	0.00	100.00	0.00	0.00	0.00
<b>270</b>	<b>0.00</b>	<b>0.00</b>	<b>0.00</b>	<b>0.00</b>	<b>0.00</b>
<b>280</b>	<b>0.00</b>	<b>0.00</b>	<b>0.00</b>	<b>0.00</b>	<b>0.00</b>

Cipher of the line	Regional branch of the Political Party "Liberal-democratic Party of Russia" in Ingush Republic	Regional branch of the Political Party "Liberal-democratic Party of Russia" in Kabardino-Balkarian Republic	Regional branch of the Political Party "Liberal-democratic Party of Russia" in Kalmyk Republic	Regional branch of the Political Party "Liberal-democratic Party of Russia" in Karachaevo-Cherkess Republic	Regional branch of the Political Party "Liberal-democratic Party of Russia" in Karelian Republic
	10	11	12	13	14
10	0.00	0.00	300 000.00	0.00	5 100 000.00
20	0.00	0.00	300 000.00	0.00	5 100 000.00
30	0.00	0.00	300 000.00	0.00	3 750 000.00
40	0.00	0.00	0.00	0.00	1 350 000.00
50	0.00	0.00	0.00	0.00	0.00
60	0.00	0.00	0.00	0.00	0.00
70	0.00	0.00	0.00	0.00	0.00
80	0.00	0.00	0.00	0.00	0.00
90	0.00	0.00	0.00	0.00	0.00
100	0.00	0.00	0.00	0.00	0.00
110	0.00	0.00	0.00	0.00	0.00
120	0.00	0.00	0.00	0.00	0.00
130	0.00	0.00	0.00	0.00	0.00
140	0.00	0.00	0.00	0.00	0.00
150	0.00	0.00	0.00	0.00	0.00
160	0.00	0.00	0.00	0.00	0.00
170	0.00	0.00	300 000.00	0.00	5 100 000.00
180	0.00	0.00	0.00	0.00	0.00
190	0.00	0.00	0.00	0.00	0.00
200	0.00	0.00	215 658.57	0.00	1 061 426.00
210	0.00	0.00	0.00	0.00	1 707 843.16
220	0.00	0.00	79 341.43	0.00	1 468 527.76
230	0.00	0.00	5 000.00	0.00	0.00
240	0.00	0.00	0.00	0.00	0.00
250	0.00	0.00	0.00	0.00	862 203.08
260	0.00	0.00	0.00	0.00	0.00
270	0.00	0.00	0.00	0.00	0.00
280	0.00	0.00	0.00	0.00	0.00

Cipher of the line	Regional branch of the Political Party "Liberal-democratic Party of Russia" in Komi Republic	Regional branch of the Political Party "Liberal-democratic Party of Russia" in Mari El Republic	Regional branch of the Political Party "Liberal-democratic Party of Russia" in Mordovian Republic	Regional branch of the Political Party "Liberal-democratic Party of Russia" in Yakutian (Sakha) Republic	Regional branch of the Political Party "Liberal-democratic Party of Russia" in North Ossetian Republic – Alania
	15	16	17	18	19
10	1 475 000.00	2 100 000.00	1 752 900.00	682 000.00	0.00
20	1 475 000.00	2 100 000.00	1 752 900.00	682 000.00	0.00
30	0.00	1 650 000.00	1 752 900.00	0.00	0.00
40	1 475 000.00	450 000.00	0.00	682 000.00	0.00
50	0.00	0.00	0.00	0.00	0.00
60	0.00	0.00	0.00	0.00	0.00
70	0.00	0.00	0.00	0.00	0.00
80	0.00	0.00	0.00	0.00	0.00
90	0.00	0.00	0.00	0.00	0.00
100	0.00	0.00	0.00	0.00	0.00
110	0.00	0.00	0.00	0.00	0.00
120	0.00	0.00	0.00	0.00	0.00
130	0.00	0.00	0.00	0.00	0.00
140	0.00	0.00	0.00	0.00	0.00
150	0.00	0.00	0.00	0.00	0.00
160	0.00	0.00	0.00	0.00	0.00
170	1 475 000.00	2 100 000.00	1 752 900.00	659 448.00	0.00
180	0.00	0.00	0.00	0.00	0.00
190	0.00	0.00	0.00	0.00	0.00
200	646 098.87	69 861.90	114 120.00	344 900.00	0.00
210	185 145.00	64 923.00	20 000.00	141 000.00	0.00
220	560 610.00	676 958.00	1 384 160.00	52 800.00	0.00
230	4 000.00	5 000.00	0.00	0.00	0.00
240	0.00	820 488.00	0.00	0.00	0.00
250	79 146.13	222 659.10	80 000.00	17 248.00	0.00
260	0.00	240 110.00	154 620.00	103 500.00	0.00
270	0.00	0.00	0.00	22 552.00	0.00
280	0.00	0.00	0.00	0.00	0.00

Cipher of the line	Regional branch of the Political Party "Liberal-democratic Party of Russia" in Tatarstan Republic	Regional branch of the Political Party "Liberal-democratic Party of Russia" in Tyva Republic	Regional branch of the Political Party "Liberal-democratic Party of Russia" in Udmurt Republic	Regional branch of the Political Party "Liberal-democratic Party of Russia" in Khakass Republic	Regional branch of the Political Party "Liberal-democratic Party of Russia" in Chechen Republic
	20	21	22	23	24
10	0.00	0.00	4 000 000.00	1 500 000.00	0.00
20	0.00	0.00	4 000 000.00	1 500 000.00	0.00
30	0.00	0.00	2 000 000.00	1 500 000.00	0.00
40	0.00	0.00	2 000 000.00	0.00	0.00
50	0.00	0.00	0.00	0.00	0.00
60	0.00	0.00	0.00	0.00	0.00
70	0.00	0.00	0.00	0.00	0.00
80	0.00	0.00	0.00	0.00	0.00
90	0.00	0.00	0.00	0.00	0.00
100	0.00	0.00	0.00	0.00	0.00
110	0.00	0.00	0.00	0.00	0.00
120	0.00	0.00	0.00	0.00	0.00
130	0.00	0.00	0.00	0.00	0.00
140	0.00	0.00	0.00	0.00	0.00
150	0.00	0.00	0.00	0.00	0.00
160	0.00	0.00	0.00	0.00	0.00
170	0.00	0.00	4 000 000.00	1 500 000.00	0.00
180	0.00	0.00	0.00	0.00	0.00
190	0.00	0.00	0.00	0.00	0.00
200	0.00	0.00	117 500.00	769 900.00	0.00
210	0.00	0.00	0.00	19 672.50	0.00
220	0.00	0.00	2 528 200.20	176 050.00	0.00
230	0.00	0.00	14 724.00	0.00	0.00
240	0.00	0.00	1 249 667.87	0.00	0.00
250	0.00	0.00	23 907.93	534 377.50	0.00
260	0.00	0.00	66 000.00	0.00	0.00
270	0.00	0.00	0.00	0.00	0.00
280	0.00	0.00	0.00	0.00	0.00



Cipher of the line	Regional branch of the Political Party "Liberal-democratic Party of Russia" in Chuvash Republic	Regional branch of the Political Party "Liberal-democratic Party of Russia" in Altai Territory	Regional branch of the Political Party "Liberal-democratic Party of Russia" in Zabaykalsky Territory	Regional branch of the Political Party "Liberal-democratic Party of Russia" in Krasnodar Territory	Regional branch of the Political Party "Liberal-democratic Party of Russia" in Krasnoyarsk Territory
	25	26	27	28	29
10	3 050 500.00	23 800 000.00	2 500 000.00	5 000 000.00	3 000 000.00
20	3 050 500.00	16 800 000.00	2 500 000.00	5 000 000.00	3 000 000.00
30	2 500 000.00	2 300 000.00	0.00	5 000 000.00	3 000 000.00
40	550 500.00	0.00	0.00	0.00	0.00
50	0.00	14 500 000.00	2 500 000.00	0.00	0.00
60	0.00	7 000 000.00	0.00	0.00	0.00
70	0.00	0.00	0.00	0.00	0.00
80	0.00	0.00	0.00	0.00	0.00
90	0.00	7 000 000.00	0.00	0.00	0.00
100	0.00	7 000 000.00	0.00	0.00	3 000 000.00
110	0.00	0.00	0.00	0.00	0.00
120	0.00	7 000 000.00	0.00	0.00	0.00
130	0.00	0.00	0.00	0.00	0.00
140	0.00	7 000 000.00	0.00	0.00	0.00
150	0.00	0.00	0.00	0.00	0.00
160	0.00	0.00	0.00	0.00	3 000 000.00
170	3 050 500.00	16 800 000.00	2 500 000.00	5 000 000.00	0.00
180	0.00	0.00	0.00	0.00	0.00
190	0.00	0.00	0.00	0.00	0.00
200	1 061 894.48	0.00	126 988.00	70 689.08	0.00
210	339 975.00	0.00	122 000.00	1 547 360.00	0.00
220	965 357.29	13 760 650.00	452 282.40	495 000.00	0.00
230	0.00	0.00	0.00	0.00	0.00
240	100 000.00	0.00	0.00	451 000.00	0.00
250	583 273.23	3 039 350.00	1 464 900.00	2 435 950.92	0.00
260	0.00	0.00	333 829.60	0.00	0.00
270	0.00	0.00	0.00	0.00	0.00
280	0.00	0.00	0.00	0.00	0.00

Cipher of the line	Regional branch of the Political Party "Liberal-democratic Party of Russia" in Primorski Territory	Regional branch of the Political Party "Liberal-democratic Party of Russia" in Stavropol Territory	Regional branch of the Political Party "Liberal-democratic Party of Russia" in Khabarovsk Territory	Regional branch of the Political Party "Liberal-democratic Party of Russia" in Amur Region	Regional branch of the Political Party "Liberal-democratic Party of Russia" in Arkhangelsk Region
	30	31	32	33	34
10	536 700.00	1 027 000.00	1 550 000.00	2 639 000.00	1 604 520.00
20	536 700.00	1 027 000.00	1 550 000.00	2 639 000.00	1 604 520.00
30	536 700.00	1 000 000.00	0.00	2 500 000.00	1 574 520.00
40	0.00	27 000.00	1 300 000.00	139 000.00	30 000.00
50	0.00	0.00	250 000.00	0.00	0.00
60	0.00	0.00	0.00	0.00	0.00
70	0.00	0.00	0.00	0.00	0.00
80	0.00	0.00	0.00	0.00	0.00
90	0.00	0.00	0.00	0.00	0.00
100	0.00	0.00	0.00	0.00	0.00
110	0.00	0.00	0.00	0.00	0.00
120	0.00	0.00	0.00	0.00	0.00
130	0.00	0.00	0.00	0.00	0.00
140	0.00	0.00	0.00	0.00	0.00
150	0.00	0.00	0.00	0.00	0.00
160	0.00	0.00	0.00	0.00	0.00
170	536 700.00	1 027 000.00	1 550 000.00	2 639 000.00	1 604 520.00
180	0.00	0.00	0.00	0.00	0.00
190	0.00	0.00	0.00	0.00	0.00
200	0.00	8 507.80	49 563.36	1 136 390.28	0.00
210	0.00	0.00	817 928.47	45 000.00	14 500.00
220	536 700.00	752 550.00	358 719.89	604 945.61	252 810.00
230	0.00	0.00	0.00	0.00	0.00
240	0.00	95 000.00	0.00	165 027.03	0.00
250	0.00	160 942.20	323 788.28	669 839.08	1 337 210.00
260	0.00	10 000.00	0.00	17 798.00	0.00
270	0.00	0.00	0.00	0.00	0.00
280	0.00	0.00	0.00	0.00	0.00

Cipher of the line	Regional branch of the Political Party "Liberal-democratic Party of Russia" in Astrakhan Region	Regional branch of the Political Party "Liberal-democratic Party of Russia" in Belgorod Region	Regional branch of the Political Party "Liberal-democratic Party of Russia" in Bryansk Region	Regional branch of the Political Party "Liberal-democratic Party of Russia" in Vladimir Region	Regional branch of the Political Party "Liberal-democratic Party of Russia" in Volgograd Region
	35	36	37	38	39
10	1 200 000.00	3 000 000.00	2 910 000.00	2 499 600.00	3 878 500.00
20	1 200 000.00	3 000 000.00	2 910 000.00	2 499 600.00	3 878 500.00
30	1 200 000.00	3 000 000.00	2 910 000.00	2 499 600.00	2 500 000.00
40	0.00	0.00	0.00	0.00	1 378 500.00
50	0.00	0.00	0.00	0.00	0.00
60	0.00	0.00	0.00	0.00	0.00
70	0.00	0.00	0.00	0.00	0.00
80	0.00	0.00	0.00	0.00	0.00
90	0.00	0.00	0.00	0.00	0.00
100	0.00	0.00	0.00	0.00	0.00
110	0.00	0.00	0.00	0.00	0.00
120	0.00	0.00	0.00	0.00	0.00
130	0.00	0.00	0.00	0.00	0.00
140	0.00	0.00	0.00	0.00	0.00
150	0.00	0.00	0.00	0.00	0.00
160	0.00	0.00	0.00	0.00	0.00
170	1 200 000.00	3 000 000.00	2 910 000.00	2 499 548.54	3 878 500.00
180	0.00	0.00	0.00	0.00	0.00
190	0.00	0.00	0.00	0.00	0.00
200	193 555.90	0.00	25 000.00	27 000.00	415 460.00
210	0.00	0.00	75 010.00	66 637.00	840.00
220	376 719.00	827 545.00	547 502.00	2 405 911.54	912 310.00
230	0.00	0.00	0.00	0.00	13 700.00
240	0.00	0.00	0.00	0.00	0.00
250	629 725.10	2 172 455.00	2 259 914.60	0.00	2 521 958.00
260	0.00	0.00	2 573.40	0.00	14 232.00
270	0.00	0.00	0.00	51.46	0.00
280	0.00	0.00	0.00	0.00	0.00

Cipher of the line	Regional branch of the Political Party "Liberal-democratic Party of Russia" in Vologda Region	Regional branch of the Political Party "Liberal-democratic Party of Russia" in Voronezh Region	Regional branch of the Political Party "Liberal-democratic Party of Russia" in Ivanovo Region	Regional branch of the Political Party "Liberal-democratic Party of Russia" in Irkutsk Region	Regional branch of the Political Party "Liberal-democratic Party of Russia" in Kaliningrad Region
	40	41	42	43	44
10	2 842 700.00	6 977 600.00	2 348 240.00	7 036 000.00	2 000 000.00
20	2 842 700.00	6 977 600.00	2 348 240.00	7 036 000.00	2 000 000.00
30	2 756 000.00	0.00	2 348 240.00	1 336 000.00	2 000 000.00
40	86 700.00	0.00	0.00	4 800 000.00	0.00
50	0.00	6 977 600.00	0.00	900 000.00	0.00
60	0.00	0.00	0.00	0.00	0.00
70	0.00	0.00	0.00	0.00	0.00
80	0.00	0.00	0.00	0.00	0.00
90	0.00	0.00	0.00	0.00	0.00
100	0.00	0.00	0.00	700 000.00	0.00
110	0.00	0.00	0.00	0.00	0.00
120	0.00	0.00	0.00	0.00	0.00
130	0.00	0.00	0.00	0.00	0.00
140	0.00	0.00	0.00	0.00	0.00
150	0.00	0.00	0.00	0.00	0.00
160	0.00	0.00	0.00	700 000.00	0.00
170	2 842 700.00	6 977 600.00	2 348 240.00	6 336 000.00	2 000 000.00
180	0.00	0.00	0.00	0.00	0.00
190	0.00	0.00	0.00	0.00	0.00
200	933 656.96	454 206.00	515 502.64	2 171 209.56	323 758.00
210	109 865.00	373 980.80	18 000.00	73 400.00	330 600.00
220	236 594.16	754 363.00	1 001 777.20	3 969 290.00	1 171 392.00
230	0.00	0.00	0.00	7 400.00	5 000.00
240	0.00	18 928.57	0.00	0.00	94 600.00
250	1 562 583.88	5 376 121.63	806 806.16	105 900.44	73 922.00
260	0.00	0.00	6 154.00	8 800.00	728.00
270	0.00	0.00	0.00	0.00	0.00
280	0.00	0.00	0.00	0.00	0.00

Cipher of the line	Regional branch of the Political Party "Liberal-democratic Party of Russia" in Kaluga Region	Regional branch of the Political Party "Liberal-democratic Party of Russia" in Kemerovo Region	Regional branch of the Political Party "Liberal-democratic Party of Russia" in Kirov Region	Regional branch of the Political Party "Liberal-democratic Party of Russia" in Kostroma Region	Regional branch of the Political Party "Liberal-democratic Party of Russia" in Kurgan Region
	45	46	47	48	49
<b>10</b>	<b>3 122 000.00</b>	<b>1 154 543.56</b>	<b>22 773 000.00</b>	<b>1 400 000.00</b>	<b>1 626 000.00</b>
20	3 117 000.00	1 154 543.56	21 173 000.00	1 400 000.00	1 626 000.00
30	3 000 000.00	975 293.56	17 500 000.00	1 400 000.00	1 500 000.00
40	117 000.00	179 250.00	2 673 000.00	0.00	126 000.00
50	0.00	0.00	1 000 000.00	0.00	0.00
60	5 000.00	0.00	1 600 000.00	0.00	0.00
70	0.00	0.00	1 600 000.00	0.00	0.00
80	5 000.00	0.00	0.00	0.00	0.00
90	0.00	0.00	0.00	0.00	0.00
<b>100</b>	<b>5 000.00</b>	<b>0.00</b>	<b>1 600 000.00</b>	<b>0.00</b>	<b>0.00</b>
110	0.00	0.00	0.00	0.00	0.00
120	5 000.00	0.00	1 600 000.00	0.00	0.00
130	5 000.00	0.00	0.00	0.00	0.00
140	0.00	0.00	0.00	0.00	0.00
150	0.00	0.00	1 600 000.00	0.00	0.00
160	0.00	0.00	0.00	0.00	0.00
<b>170</b>	<b>3 117 000.00</b>	<b>1 154 543.56</b>	<b>21 173 000.00</b>	<b>1 400 000.00</b>	<b>1 626 000.00</b>
180	0.00	0.00	0.00	0.00	0.00
190	0.00	0.00	0.00	0.00	0.00
200	2 437 061.00	48 000.00	749 710.83	296 569.18	472 417.72
210	21 816.00	0.00	537 211.00	75 000.00	115 205.76
220	568 140.00	481 050.00	1 897 978.86	917 620.72	380 000.00
230	0.00	0.00	30 000.00	0.00	36 848.52
240	0.00	12 000.00	0.00	0.00	0.00
250	80 000.00	613 493.56	17 958 099.31	103 800.00	567 000.00
260	9 983.00	0.00	0.00	7 010.10	54 528.00
<b>270</b>	<b>0.00</b>	<b>0.00</b>	<b>0.00</b>	<b>0.00</b>	<b>0.00</b>
<b>280</b>	<b>0.00</b>	<b>0.00</b>	<b>0.00</b>	<b>0.00</b>	<b>0.00</b>

Cipher of the line	Regional branch of the Political Party "Liberal-democratic Party of Russia" in Kursk Region	Regional branch of the Political Party "Liberal-democratic Party of Russia" in Leningrad Region	Regional branch of the Political Party "Liberal-democratic Party of Russia" in Lipetsk Region	Regional branch of the Political Party "Liberal-democratic Party of Russia" in Magadan Region	Regional branch of the Political Party "Liberal-democratic Party of Russia" in Murmansk Region
	50	51	52	53	54
10	2 950 000.00	0.00	1 540 967.92	487 000.00	1 500 000.00
20	2 950 000.00	0.00	1 540 967.92	487 000.00	1 500 000.00
30	2 950 000.00	0.00	1 540 967.92	0.00	1 500 000.00
40	0.00	0.00	0.00	487 000.00	0.00
50	0.00	0.00	0.00	0.00	0.00
60	0.00	0.00	0.00	0.00	0.00
70	0.00	0.00	0.00	0.00	0.00
80	0.00	0.00	0.00	0.00	0.00
90	0.00	0.00	0.00	0.00	0.00
100	0.00	0.00	0.00	0.00	0.00
110	0.00	0.00	0.00	0.00	0.00
120	0.00	0.00	0.00	0.00	0.00
130	0.00	0.00	0.00	0.00	0.00
140	0.00	0.00	0.00	0.00	0.00
150	0.00	0.00	0.00	0.00	0.00
160	0.00	0.00	0.00	0.00	0.00
170	2 950 000.00	0.00	1 540 967.92	487 000.00	1 499 961.80
180	0.00	0.00	0.00	0.00	0.00
190	0.00	0.00	0.00	0.00	0.00
200	631 180.00	0.00	151 927.92	38 250.00	19 900.00
210	70 560.00	0.00	10 000.00	0.00	0.00
220	1 968 240.00	0.00	431 837.50	448 750.00	1 468 196.80
230	820.00	0.00	0.00	0.00	0.00
240	0.00	0.00	0.00	0.00	0.00
250	279 200.00	0.00	947 202.50	0.00	3 800.00
260	0.00	0.00	0.00	0.00	8 065.00
270	0.00	0.00	0.00	0.00	0.00
280	0.00	0.00	0.00	0.00	38.20



Cipher of the line	Regional branch of the Political Party "Liberal-democratic Party of Russia" in Nizhni Novgorod Region	Regional branch of the Political Party "Liberal-democratic Party of Russia" in Novgorod Region	Regional branch of the Political Party "Liberal-democratic Party of Russia" in Novosibirsk Region	Regional branch of the Political Party "Liberal-democratic Party of Russia" in Orenburg Region	Regional branch of the Political Party "Liberal-democratic Party of Russia" in Orel Region
	55	56	57	58	59
10	15 000 000.00	1 783 920.00	3 000 000.00	10 510 000.00	0.00
20	15 000 000.00	1 783 920.00	3 000 000.00	9 510 000.00	0.00
30	15 000 000.00	1 783 920.00	3 000 000.00	3 000 000.00	0.00
40	0.00	0.00	0.00	2 800 000.00	0.00
50	0.00	0.00	0.00	3 710 000.00	0.00
60	0.00	0.00	0.00	1 000 000.00	0.00
70	0.00	0.00	0.00	0.00	0.00
80	0.00	0.00	0.00	0.00	0.00
90	0.00	0.00	0.00	1 000 000.00	0.00
100	0.00	0.00	0.00	1 000 000.00	0.00
110	0.00	0.00	0.00	0.00	0.00
120	0.00	0.00	0.00	1 000 000.00	0.00
130	0.00	0.00	0.00	0.00	0.00
140	0.00	0.00	0.00	1 000 000.00	0.00
150	0.00	0.00	0.00	0.00	0.00
160	0.00	0.00	0.00	0.00	0.00
170	15 000 000.00	1 783 920.00	3 000 000.00	9 510 000.00	0.00
180	0.00	0.00	0.00	0.00	0.00
190	0.00	0.00	0.00	0.00	0.00
200	666 132.00	32 120.00	0.00	1 867 834.60	0.00
210	0.00	36 210.00	82 000.00	396 737.60	0.00
220	1 626 940.50	316 362.56	204 400.00	4 914 956.89	0.00
230	14 329.12	0.00	0.00	17 336.38	0.00
240	0.00	0.00	0.00	16 575.00	0.00
250	4 316 354.38	1 180 227.44	2 713 600.00	2 142 277.66	0.00
260	8 376 244.00	219 000.00	0.00	154 281.87	0.00
270	0.00	0.00	0.00	0.00	0.00
280	0.00	0.00	0.00	0.00	0.00

Cipher of the line	Regional branch of the Political Party "Liberal-democratic Party of Russia" in Penza Region	Regional branch of the Political Party "Liberal-democratic Party of Russia" in Pskov Region	Regional branch of the Political Party "Liberal-democratic Party of Russia" in Rostov Region	Regional branch of the Political Party "Liberal-democratic Party of Russia" in Ryazan Region	Regional branch of the Political Party "Liberal-democratic Party of Russia" in Samara Region
	60	61	62	63	64
10	2 500 000.00	1 000 000.00	3 512 000.00	4 050 000.00	4 080 000.00
20	2 500 000.00	1 000 000.00	3 512 000.00	4 050 000.00	4 080 000.00
30	2 500 000.00	1 000 000.00	3 500 000.00	3 000 000.00	4 080 000.00
40	0.00	0.00	12 000.00	1 000 000.00	0.00
50	0.00	0.00	0.00	50 000.00	0.00
60	0.00	0.00	0.00	0.00	0.00
70	0.00	0.00	0.00	0.00	0.00
80	0.00	0.00	0.00	0.00	0.00
90	0.00	0.00	0.00	0.00	0.00
100	0.00	0.00	0.00	0.00	0.00
110	0.00	0.00	0.00	0.00	0.00
120	0.00	0.00	0.00	0.00	0.00
130	0.00	0.00	0.00	0.00	0.00
140	0.00	0.00	0.00	0.00	0.00
150	0.00	0.00	0.00	0.00	0.00
160	0.00	0.00	0.00	0.00	0.00
170	2 202 264.00	1 000 000.00	3 512 000.00	4 050 000.00	4 080 000.00
180	0.00	0.00	0.00	0.00	0.00
190	0.00	0.00	0.00	0.00	0.00
200	113 864.00	755 800.98	0.00	1 265 283.00	218 645.20
210	0.00	177 631.14	0.00	120 440.00	50 000.00
220	1 642 400.00	24 000.00	211 313.00	191 886.00	370 500.00
230	0.00	24 000.00	37 537.00	0.00	10 000.00
240	40 000.00	0.00	0.00	0.00	0.00
250	406 000.00	18 566.88	3 263 150.00	2 463 121.00	397 619.80
260	0.00	1.00	0.00	9 270.00	3 033 235.00
270	297 736.00	0.00	0.00	0.00	0.00
280	0.00	0.00	0.00	0.00	0.00

Cipher of the line	Regional branch of the Political Party "Liberal-democratic Party of Russia" in Saratov Region	Regional branch of the Political Party "Liberal-democratic Party of Russia" in Sakhalin Region	Regional branch of the Political Party "Liberal-democratic Party of Russia" in Sverdlovsk Region	Regional branch of the Political Party "Liberal-democratic Party of Russia" in Smolensk Region	Regional branch of the Political Party "Liberal-democratic Party of Russia" in Tambov Region
	65	66	67	68	69
10	2 862 939.98	1 500 000.00	3 886 295.00	2 000 000.00	2 300 000.00
20	2 862 939.98	1 500 000.00	3 886 295.00	2 000 000.00	2 300 000.00
30	617 500.00	1 500 000.00	1 086 295.00	2 000 000.00	2 000 000.00
40	25 000.00	0.00	2 800 000.00	0.00	300 000.00
50	2 220 439.98	0.00	0.00	0.00	0.00
60	0.00	0.00	0.00	0.00	0.00
70	0.00	0.00	0.00	0.00	0.00
80	0.00	0.00	0.00	0.00	0.00
90	0.00	0.00	0.00	0.00	0.00
100	0.00	0.00	0.00	0.00	0.00
110	0.00	0.00	0.00	0.00	0.00
120	0.00	0.00	0.00	0.00	0.00
130	0.00	0.00	0.00	0.00	0.00
140	0.00	0.00	0.00	0.00	0.00
150	0.00	0.00	0.00	0.00	0.00
160	0.00	0.00	0.00	0.00	0.00
170	2 862 939.98	1 500 000.00	3 886 295.00	2 000 000.00	2 300 000.00
180	0.00	0.00	0.00	0.00	0.00
190	0.00	0.00	0.00	0.00	0.00
200	453 364.80	0.00	822 166.00	0.00	0.00
210	195 139.68	194 048.00	0.00	0.00	0.00
220	1 955 977.50	250 963.00	849 471.83	203 089.00	508 838.00
230	0.00	0.00	0.00	0.00	8 422.80
240	0.00	10 000.00	0.00	0.00	0.00
250	258 458.00	973 030.00	2 214 657.17	1 765 098.63	1 580 200.00
260	0.00	71 959.00	0.00	31 812.37	202 539.20
270	0.00	0.00	0.00	0.00	0.00
280	0.00	0.00	0.00	0.00	0.00

Cipher of the line	Regional branch of the Political Party "Liberal-democratic Party of Russia" in Tver Region	Regional branch of the Political Party "Liberal-democratic Party of Russia" in Tula Region	Regional branch of the Political Party "Liberal-democratic Party of Russia" in Tyumen Region	Regional branch of the Political Party "Liberal-democratic Party of Russia" in Ulyanovsk Region	Regional branch of the Political Party "Liberal-democratic Party of Russia" in Chelyabinsk Region
	70	71	72	73	74
10	3 725 500.00	3 454 613.00	500 000.00	2 500 000.00	10 000 000.00
20	3 725 500.00	3 454 613.00	500 000.00	2 500 000.00	10 000 000.00
30	3 725 500.00	3 454 600.00	500 000.00	2 500 000.00	3 000 000.00
40	0.00	13.00	0.00	0.00	500 000.00
50	0.00	0.00	0.00	0.00	6 500 000.00
60	0.00	0.00	0.00	0.00	0.00
70	0.00	0.00	0.00	0.00	0.00
80	0.00	0.00	0.00	0.00	0.00
90	0.00	0.00	0.00	0.00	0.00
100	0.00	13.00	0.00	0.00	0.00
110	0.00	0.00	0.00	0.00	0.00
120	0.00	0.00	0.00	0.00	0.00
130	0.00	0.00	0.00	0.00	0.00
140	0.00	0.00	0.00	0.00	0.00
150	0.00	0.00	0.00	0.00	0.00
160	0.00	13.00	0.00	0.00	0.00
170	3 725 500.00	3 454 600.00	500 000.00	2 500 000.00	10 000 000.00
180	0.00	0.00	0.00	0.00	0.00
190	0.00	0.00	0.00	0.00	0.00
200	0.00	560 000.00	14 375.00	1 127 189.00	1 765 532.70
210	0.00	0.00	0.00	384 504.75	854 000.00
220	3 670 330.00	1 475 520.80	320 850.00	988 306.25	3 517 180.90
230	30 600.00	0.00	1 000.00	0.00	20 925.00
240	0.00	0.00	0.00	0.00	0.00
250	0.00	1 220 000.00	57 716.00	0.00	3 842 361.40
260	24 570.00	199 079.20	106 059.00	0.00	0.00
270	0.00	0.00	0.00	0.00	0.00
280	0.00	0.00	0.00	0.00	0.00

Cipher of the line	Regional branch of the Political Party "Liberal-democratic Party of Russia" in Yaroslavl Region	Regional branch of the Political Party "Liberal-democratic Party of Russia" in Saint-Petersburg City	Regional branch of the Political Party "Liberal-democratic Party of Russia" in Nenets Autonomous area	Regional branch of the Political Party "Liberal-democratic Party of Russia" in Khanty - Mansi-Autonomous area – Yugra	Regional branch of the Political Party "Liberal-democratic Party of Russia" in Yamalo-Nenetski Autonomous area
	75	76	77	78	79
10	2 875 000.00	1 944 528.00	0.00	8 491 300.00	3 182 600.00
20	2 875 000.00	1 944 528.00	0.00	8 491 300.00	3 182 600.00
30	0.00	0.00	0.00	5 891 300.00	3 182 600.00
40	0.00	1 944 528.00	0.00	0.00	0.00
50	2 875 000.00	0.00	0.00	2 600 000.00	0.00
60	0.00	0.00	0.00	0.00	0.00
70	0.00	0.00	0.00	0.00	0.00
80	0.00	0.00	0.00	0.00	0.00
90	0.00	0.00	0.00	0.00	0.00
100	0.00	0.00	0.00	0.00	0.00
110	0.00	0.00	0.00	0.00	0.00
120	0.00	0.00	0.00	0.00	0.00
130	0.00	0.00	0.00	0.00	0.00
140	0.00	0.00	0.00	0.00	0.00
150	0.00	0.00	0.00	0.00	0.00
160	0.00	0.00	0.00	0.00	0.00
170	2 874 076.55	1 944 528.00	0.00	8 491 300.00	3 182 600.00
180	0.00	0.00	0.00	0.00	0.00
190	0.00	0.00	0.00	0.00	0.00
200	0.00	0.00	0.00	2 472 401.20	206 419.76
210	573 626.80	0.00	0.00	1 439 565.22	0.00
220	732 553.75	1 944 528.00	0.00	1 172 910.00	592 930.00
230	0.00	0.00	0.00	0.00	0.00
240	0.00	0.00	0.00	0.00	100 000.00
250	1 455 526.00	0.00	0.00	3 406 423.58	2 283 250.24
260	112 370.00	0.00	0.00	0.00	0.00
270	923.45	0.00	0.00	0.00	0.00
280	0.00	0.00	0.00	0.00	0.00

*Appendix № 4 to the EXECUTIVE SUMMARY*

**For information on the flow of funds to the election funds  
Political Party "PATRIOTS of RUSSIA", its regional branches and the expenditure of  
these funds (in rubles)**

The line of the financial report		Cipher of the line	Total for the political party, in view of its regional offices	Political Party "PATRIOTS of RUSSIA"
1		2	3	4
<b>1</b>	<b>Received funds to the electoral fund , total</b>	<b>10</b>	<b>22 914 434.00</b>	<b>5 010 000.00</b>
	including			
1.1	Received funds in established procedure for the formation of the election fund	20	22 090 224.00	5 010 000.00
	among them			
1.1.1	Own funds of the political party / Own funds of a regional branch of the political party	30	18 177 950.00	4 850 000.00
1.1.2	Voluntary donations of citizens	40	3 267 474.00	160 000.00
1.1.3	Voluntary donations of legal entities	50	612 000.00	0.00
1.2	Received by the election fund of funds, subject to Part 2, Article 4 and 7. 64 of the Federal Law of 18.05.2005 № 51-FZ	60	824 210.00	0.00
	among them			
1.2.1	Own funds of the political party / Own funds of a regional branch of the political party	70	0.00	0.00
1.2.2	Funds of citizen	80	824 210.00	0.00
1.2.3	Funds of legal entities	90	0.00	0.00
<b>2</b>	<b>Returned funds from the election fund, total</b>	<b>100</b>	<b>829 223.00</b>	<b>0.00</b>
	including			
2.1	Transferred to the budget	110	0.00	0.00
2.2	Returned to the donations of the funds transferred in violation of the established order	120	824 210.00	0.00
	among them			
2.2.1	Citizens who are prohibited from donating or does not have the required information in the payment document	130	824 210.00	0.00
2.2.2	Legal entities who are prohibited from donating or does not have the required information in the payment document	140	0.00	0.00
2.2.3	Funds that exceed the size limit of donations	150	0.00	0.00
2.3	Returned to the donations of the funds transferred in violation of the established order	160	5 013.00	0.00
<b>3</b>	<b>Expended funds, total</b>	<b>170</b>	<b>21 706 272.58</b>	<b>4 661 712.58</b>
	including			
3.1	To organize the collection of signatures	180	8 112 691.49	127 988.03
3.1.1	Among them, the remuneration of persons engaged for the collection of signatures	190	7 449 300.00	0.00
3.2	For payment campaign through television and radio broadcasting organization	200	1 098 716.00	0.00
3.3	For payment campaign through the editorial offices of periodicals	210	1 123 889.83	670 000.00
3.4	On the production and distribution of printed and other promotional materials	220	7 352 734.19	3 752 090.55
3.5	For payment hold a public events	230	217 730.28	0.00
3.6	For payment of works (services) the nature of the information and consultation	240	243 500.00	0.00
3.7	For payment other works (services) performed (rendered) legal entities or citizens of the Russian Federation on contracts	250	3 043 382.87	0.00
3.8	For payment for other expenses directly related to the conduct of the election campaign	260	513 627.92	111 634.00
<b>4</b>	<b>Distributed unspent balance of the fund in proportion listed in the electoral fund of funds</b>	<b>270</b>	<b>378 938.42</b>	<b>348 287.42</b>
<b>5</b>	<b>The balance of the fund as of the date of delivery of the report (certified bank statement) (page 280 = page 10 - page 100 - page 170 - page 270)</b>	<b>280</b>	<b>0.00</b>	<b>0.00</b>





Cipher of the line	Regional branch of the Political Party "PATRIOTS of RUSSIA" in Kabardino- Balkarian Republic	Regional branch of the Political Party "PATRIOTS of RUSSIA" in Karachaevo- Cherkess Republic	Regional branch of the Political Party "PATRIOTS of RUSSIA" in Karelian Republic	Regional branch of the Political Party "PATRIOTS of RUSSIA" in Komi Republic	Regional branch of the Political Party "PATRIOTS of RUSSIA" of RUSSIA" in Mari El Republic	Regional branch of the Political Party "PATRIOTS of RUSSIA" in Mordovian Republic
	11	12	13	14	15	16
10	34 500.00	150 000.00	126 000.00	116 000.00	52 000.00	267 000.00
20	34 500.00	150 000.00	126 000.00	116 000.00	52 000.00	267 000.00
30	34 500.00	150 000.00	126 000.00	116 000.00	52 000.00	267 000.00
40	0.00	0.00	0.00	0.00	0.00	0.00
50	0.00	0.00	0.00	0.00	0.00	0.00
60	0.00	0.00	0.00	0.00	0.00	0.00
70	0.00	0.00	0.00	0.00	0.00	0.00
80	0.00	0.00	0.00	0.00	0.00	0.00
90	0.00	0.00	0.00	0.00	0.00	0.00
100	0.00	0.00	0.00	0.00	0.00	0.00
110	0.00	0.00	0.00	0.00	0.00	0.00
120	0.00	0.00	0.00	0.00	0.00	0.00
130	0.00	0.00	0.00	0.00	0.00	0.00
140	0.00	0.00	0.00	0.00	0.00	0.00
150	0.00	0.00	0.00	0.00	0.00	0.00
160	0.00	0.00	0.00	0.00	0.00	0.00
170	34 300.00	150 000.00	126 000.00	116 000.00	52 000.00	267 000.00
180	20 000.00	90 000.00	79 395.00	15 000.00	21 000.00	220 000.00
190	20 000.00	0.00	79 395.00	15 000.00	21 000.00	220 000.00
200	0.00	0.00	0.00	0.00	0.00	0.00
210	0.00	0.00	0.00	0.00	0.00	0.00
220	8 600.00	0.00	0.00	0.00	21 000.00	0.00
230	0.00	0.00	0.00	0.00	0.00	0.00
240	0.00	0.00	0.00	15 000.00	0.00	0.00
250	0.00	45 000.00	0.00	86 000.00	10 000.00	47 000.00
260	5 700.00	15 000.00	46 605.00	0.00	0.00	0.00
270	200.00	0.00	0.00	0.00	0.00	0.00
280	0.00	0.00	0.00	0.00	0.00	0.00

Cipher of the line	Regional branch of the Political Party "PATRIOTS of RUSSIA" in Yakutian (Sakha) Republic	Regional branch of the Political Party "PATRIOTS of RUSSIA" in North Ossetian Republic – Alania	Regional branch of the Political Party "PATRIOTS of RUSSIA" in Tatarstan Republic	Regional branch of the Political Party "PATRIOTS of RUSSIA" in Tyva Republic	Regional branch of the Political Party "PATRIOTS of RUSSIA" in Udmurt Republic	Regional branch of the Political Party "PATRIOTS of RUSSIA" in Khakass Republic
	17	18	19	20	21	22
10	170 000.00	95 000.00	220 000.00	111 000.00	650 600.00	175 000.00
20	170 000.00	95 000.00	220 000.00	111 000.00	650 600.00	175 000.00
30	170 000.00	95 000.00	220 000.00	111 000.00	428 600.00	155 000.00
40	0.00	0.00	0.00	0.00	222 000.00	20 000.00
50	0.00	0.00	0.00	0.00	0.00	0.00
60	0.00	0.00	0.00	0.00	0.00	0.00
70	0.00	0.00	0.00	0.00	0.00	0.00
80	0.00	0.00	0.00	0.00	0.00	0.00
90	0.00	0.00	0.00	0.00	0.00	0.00
100	0.00	0.00	0.00	0.00	0.00	0.00
110	0.00	0.00	0.00	0.00	0.00	0.00
120	0.00	0.00	0.00	0.00	0.00	0.00
130	0.00	0.00	0.00	0.00	0.00	0.00
140	0.00	0.00	0.00	0.00	0.00	0.00
150	0.00	0.00	0.00	0.00	0.00	0.00
160	0.00	0.00	0.00	0.00	0.00	0.00
170	170 000.00	95 000.00	220 000.00	111 000.00	650 600.00	175 000.00
180	130 000.00	50 000.00	185 000.00	76 000.00	225 000.00	80 000.00
190	130 000.00	50 000.00	185 000.00	76 000.00	225 000.00	80 000.00
200	0.00	0.00	0.00	0.00	0.00	43 916.00
210	0.00	0.00	0.00	0.00	141 444.00	1 250.00
220	30 700.00	5 000.00	35 000.00	0.00	284 156.00	0.00
230	0.00	0.00	0.00	0.00	0.00	0.00
240	0.00	0.00	0.00	0.00	0.00	0.00
250	0.00	0.00	0.00	0.00	0.00	27 034.00
260	9 300.00	40 000.00	0.00	35 000.00	0.00	22 800.00
270	0.00	0.00	0.00	0.00	0.00	0.00
280	0.00	0.00	0.00	0.00	0.00	0.00

Cipher of the line	Regional branch of the Political Party "PATRIOTS of RUSSIA" in Chechen Republic	Regional branch of the Political Party "PATRIOTS of RUSSIA" in Chuvash Republic	Regional branch of the Political Party "PATRIOTS of RUSSIA" in Altai Territory	Regional branch of the Political Party "PATRIOTS of RUSSIA" in Zabaykalsky Territory	Regional branch of the Political Party "PATRIOTS of RUSSIA" in Kamchatka Territory	Regional branch of the Political Party "PATRIOTS of RUSSIA" in Krasnodar Territory
	23	24	25	26	27	28
10	62 500.00	314 500.00	185 000.00	44 811.00	105 160.00	329 400.00
20	62 500.00	314 500.00	185 000.00	44 811.00	105 160.00	329 400.00
30	62 500.00	310 000.00	185 000.00	0.00	95 000.00	312 500.00
40	0.00	4 500.00	0.00	11.00	10 160.00	16 900.00
50	0.00	0.00	0.00	44 800.00	0.00	0.00
60	0.00	0.00	0.00	0.00	0.00	0.00
70	0.00	0.00	0.00	0.00	0.00	0.00
80	0.00	0.00	0.00	0.00	0.00	0.00
90	0.00	0.00	0.00	0.00	0.00	0.00
100	0.00	0.00	0.00	0.00	0.00	0.00
110	0.00	0.00	0.00	0.00	0.00	0.00
120	0.00	0.00	0.00	0.00	0.00	0.00
130	0.00	0.00	0.00	0.00	0.00	0.00
140	0.00	0.00	0.00	0.00	0.00	0.00
150	0.00	0.00	0.00	0.00	0.00	0.00
160	0.00	0.00	0.00	0.00	0.00	0.00
170	62 500.00	314 500.00	185 000.00	44 811.00	105 160.00	329 400.00
180	62 500.00	225 000.00	135 000.00	25 000.00	4 000.00	212 400.00
190	62 500.00	200 000.00	129 000.00	25 000.00	0.00	200 000.00
200	0.00	0.00	0.00	0.00	101 160.00	0.00
210	0.00	0.00	0.00	0.00	0.00	20 000.00
220	0.00	74 780.40	0.00	19 811.00	0.00	97 000.00
230	0.00	0.00	0.00	0.00	0.00	0.00
240	0.00	0.00	0.00	0.00	0.00	0.00
250	0.00	0.00	50 000.00	0.00	0.00	0.00
260	0.00	14 719.60	0.00	0.00	0.00	0.00
270	0.00	0.00	0.00	0.00	0.00	0.00
280	0.00	0.00	0.00	0.00	0.00	0.00

Cipher of the line	Regional branch of the Political Party "PATRIOTS of RUSSIA" in Krasnoyarsk Territory	Regional branch of the Political Party "PATRIOTS of RUSSIA" in Perm Territory	Regional branch of the Political Party "PATRIOTS of RUSSIA" in Primorski Territory	Regional branch of the Political Party "PATRIOTS of RUSSIA" in Stavropol Territory	Regional branch of the Political Party "PATRIOTS of RUSSIA" in Khabarovsk Territory	Regional branch of the Political Party "PATRIOTS of RUSSIA" in Amur Region
	29	30	31	32	33	34
10	282 500.00	351 000.00	133 000.00	880 000.00	168 000.00	553 400.00
20	282 500.00	351 000.00	133 000.00	80 000.00	168 000.00	553 400.00
30	282 500.00	351 000.00	133 000.00	80 000.00	151 000.00	307 400.00
40	0.00	0.00	0.00	0.00	17 000.00	246 000.00
50	0.00	0.00	0.00	0.00	0.00	0.00
60	0.00	0.00	0.00	800 000.00	0.00	0.00
70	0.00	0.00	0.00	0.00	0.00	0.00
80	0.00	0.00	0.00	800 000.00	0.00	0.00
90	0.00	0.00	0.00	0.00	0.00	0.00
100	0.00	0.00	0.00	800 000.00	0.00	0.00
110	0.00	0.00	0.00	0.00	0.00	0.00
120	0.00	0.00	0.00	800 000.00	0.00	0.00
130	0.00	0.00	0.00	800 000.00	0.00	0.00
140	0.00	0.00	0.00	0.00	0.00	0.00
150	0.00	0.00	0.00	0.00	0.00	0.00
160	0.00	0.00	0.00	0.00	0.00	0.00
170	282 500.00	351 000.00	133 000.00	80 000.00	168 000.00	553 400.00
180	212 500.00	220 622.00	0.00	44 000.00	53 300.00	8 200.00
190	212 500.00	212 822.00	0.00	0.00	50 300.00	0.00
200	0.00	0.00	0.00	0.00	0.00	0.00
210	0.00	0.00	0.00	0.00	25 000.00	0.00
220	0.00	0.00	0.00	0.00	89 700.00	256 183.98
230	0.00	0.00	0.00	0.00	0.00	0.00
240	0.00	0.00	0.00	0.00	0.00	0.00
250	70 000.00	124 450.00	130 400.00	36 000.00	0.00	267 998.02
260	0.00	5 928.00	2 600.00	0.00	0.00	21 018.00
270	0.00	0.00	0.00	0.00	0.00	0.00
280	0.00	0.00	0.00	0.00	0.00	0.00

Cipher of the line	Regional branch of the Political Party "PATRIOTS of RUSSIA" in Arkhangelsk Region	Regional branch of the Political Party "PATRIOTS of RUSSIA" in Astrakhan Region	Regional branch of the Political Party "PATRIOTS of RUSSIA" in Belgorod Region	Regional branch of the Political Party "PATRIOTS of RUSSIA" in Bryansk Region	Regional branch of the Political Party "PATRIOTS of RUSSIA" in Vladimir Region	Regional branch of the Political Party "PATRIOTS of RUSSIA" in Volgograd Region
	35	36	37	38	39	40
10	68 000.00	200 500.00	321 000.00	317 000.00	270 500.00	353 400.00
20	68 000.00	200 500.00	321 000.00	315 000.00	270 500.00	333 400.00
30	68 000.00	200 500.00	321 000.00	174 000.00	270 500.00	266 400.00
40	0.00	0.00	0.00	81 000.00	0.00	67 000.00
50	0.00	0.00	0.00	60 000.00	0.00	0.00
60	0.00	0.00	0.00	2 000.00	0.00	20 000.00
70	0.00	0.00	0.00	0.00	0.00	0.00
80	0.00	0.00	0.00	2 000.00	0.00	20 000.00
90	0.00	0.00	0.00	0.00	0.00	0.00
100	0.00	0.00	0.00	2 000.00	0.00	20 000.00
110	0.00	0.00	0.00	0.00	0.00	0.00
120	0.00	0.00	0.00	2 000.00	0.00	20 000.00
130	0.00	0.00	0.00	2 000.00	0.00	20 000.00
140	0.00	0.00	0.00	0.00	0.00	0.00
150	0.00	0.00	0.00	0.00	0.00	0.00
160	0.00	0.00	0.00	0.00	0.00	0.00
170	68 000.00	200 500.00	321 000.00	315 000.00	270 500.00	333 400.00
180	46 000.00	93 500.00	234 980.00	125 000.00	210 500.00	150 070.30
190	46 000.00	80 000.00	234 980.00	125 000.00	210 500.00	150 000.00
200	0.00	0.00	0.00	17 500.00	0.00	0.00
210	0.00	0.00	0.00	133 645.83	0.00	0.00
220	22 000.00	0.00	0.00	5 500.00	0.00	86 529.70
230	0.00	0.00	0.00	0.00	0.00	0.00
240	0.00	0.00	0.00	0.00	20 000.00	0.00
250	0.00	107 000.00	86 020.00	33 354.17	39 930.00	96 800.00
260	0.00	0.00	0.00	0.00	70.00	0.00
270	0.00	0.00	0.00	0.00	0.00	0.00
280	0.00	0.00	0.00	0.00	0.00	0.00



Cipher of the line	Regional branch of the Political Party "PATRIOTS of RUSSIA" in Vologda Region	Regional branch of the Political Party "PATRIOTS of RUSSIA" in Voronezh Region	Regional branch of the Political Party "PATRIOTS of RUSSIA" in Ivanovo Region	Regional branch of the Political Party "PATRIOTS of RUSSIA" in Irkutsk Region	Regional branch of the Political Party "PATRIOTS of RUSSIA" in Kaliningrad Region	Regional branch of the Political Party "PATRIOTS of RUSSIA" in Kaluga Region
	41	42	43	44	45	46
10	120 000.00	262 500.00	76 500.00	316 350.00	301 000.00	285 500.00
20	120 000.00	262 500.00	76 500.00	316 350.00	301 000.00	285 500.00
30	120 000.00	262 500.00	76 500.00	316 350.00	301 000.00	282 500.00
40	0.00	0.00	0.00	0.00	0.00	3 000.00
50	0.00	0.00	0.00	0.00	0.00	0.00
60	0.00	0.00	0.00	0.00	0.00	0.00
70	0.00	0.00	0.00	0.00	0.00	0.00
80	0.00	0.00	0.00	0.00	0.00	0.00
90	0.00	0.00	0.00	0.00	0.00	0.00
100	0.00	0.00	0.00	0.00	0.00	0.00
110	0.00	0.00	0.00	0.00	0.00	0.00
120	0.00	0.00	0.00	0.00	0.00	0.00
130	0.00	0.00	0.00	0.00	0.00	0.00
140	0.00	0.00	0.00	0.00	0.00	0.00
150	0.00	0.00	0.00	0.00	0.00	0.00
160	0.00	0.00	0.00	0.00	0.00	0.00
170	120 000.00	262 500.00	76 500.00	316 350.00	301 000.00	285 500.00
180	78 300.00	182 500.00	45 400.00	184 240.00	0.00	200 000.00
190	78 300.00	182 500.00	45 400.00	184 240.00	0.00	197 800.00
200	0.00	0.00	0.00	0.00	0.00	0.00
210	0.00	0.00	0.00	0.00	0.00	0.00
220	25 000.00	0.00	0.00	60 000.00	1 000.00	85 500.00
230	0.00	0.00	0.00	0.00	0.00	0.00
240	0.00	0.00	0.00	0.00	18 000.00	0.00
250	16 000.00	80 000.00	31 100.00	54 683.68	279 200.00	0.00
260	700.00	0.00	0.00	17 426.32	2 800.00	0.00
270	0.00	0.00	0.00	0.00	0.00	0.00
280	0.00	0.00	0.00	0.00	0.00	0.00

Cipher of the line	Regional branch of the Political Party "PATRIOTS of RUSSIA" in Kemerovo Region	Regional branch of the Political Party "PATRIOTS of RUSSIA" in Kirov Region	Regional branch of the Political Party "PATRIOTS of RUSSIA" in Kostroma Region	Regional branch of the Political Party "PATRIOTS of RUSSIA" in Kurgan Region	Regional branch of the Political Party "PATRIOTS of RUSSIA" in Kursk Region	Regional branch of the Political Party "PATRIOTS of RUSSIA" in Leningrad Region
	47	48	49	50	51	52
10	549 850.00	217 900.00	58 500.00	495 000.00	310 000.00	175 000.00
20	549 850.00	217 900.00	58 500.00	495 000.00	310 000.00	175 000.00
30	310 000.00	206 000.00	58 500.00	98 000.00	310 000.00	175 000.00
40	239 850.00	11 900.00	0.00	397 000.00	0.00	0.00
50	0.00	0.00	0.00	0.00	0.00	0.00
60	0.00	0.00	0.00	0.00	0.00	0.00
70	0.00	0.00	0.00	0.00	0.00	0.00
80	0.00	0.00	0.00	0.00	0.00	0.00
90	0.00	0.00	0.00	0.00	0.00	0.00
100	0.00	0.00	0.00	0.00	0.00	0.00
110	0.00	0.00	0.00	0.00	0.00	0.00
120	0.00	0.00	0.00	0.00	0.00	0.00
130	0.00	0.00	0.00	0.00	0.00	0.00
140	0.00	0.00	0.00	0.00	0.00	0.00
150	0.00	0.00	0.00	0.00	0.00	0.00
160	0.00	0.00	0.00	0.00	0.00	0.00
170	549 850.00	217 900.00	58 500.00	495 000.00	310 000.00	175 000.00
180	196 040.00	134 155.00	23 500.00	54 030.00	245 000.00	130 000.00
190	196 040.00	121 000.00	22 900.00	54 030.00	245 000.00	108 500.00
200	79 800.00	0.00	0.00	0.00	0.00	0.00
210	132 550.00	0.00	0.00	0.00	0.00	0.00
220	48 500.00	14 968.00	35 000.00	397 000.00	45 000.00	0.00
230	0.00	0.00	0.00	0.00	0.00	0.00
240	0.00	0.00	0.00	0.00	0.00	0.00
250	66 560.00	68 777.00	0.00	43 970.00	20 000.00	45 000.00
260	26 400.00	0.00	0.00	0.00	0.00	0.00
270	0.00	0.00	0.00	0.00	0.00	0.00
280	0.00	0.00	0.00	0.00	0.00	0.00

Cipher of the line	Regional branch of the Political Party "PATRIOTS of RUSSIA" in Lipetsk Region	Regional branch of the Political Party "PATRIOTS of RUSSIA" in Magadan Region	Regional branch of the Political Party "PATRIOTS of RUSSIA" in Murmansk Region	Regional branch of the Political Party "PATRIOTS of RUSSIA" in Novgorod Region	Regional branch of the Political Party "PATRIOTS of RUSSIA" in Novosibirsk Region	Regional branch of the Political Party "PATRIOTS of RUSSIA" in Omsk Region
	53	54	55	56	57	58
10	65 000.00	179 500.00	74 800.00	101 000.00	460 500.00	116 000.00
20	65 000.00	179 500.00	74 800.00	101 000.00	460 500.00	116 000.00
30	65 000.00	171 500.00	74 800.00	101 000.00	335 500.00	116 000.00
40	0.00	8 000.00	0.00	0.00	55 000.00	0.00
50	0.00	0.00	0.00	0.00	70 000.00	0.00
60	0.00	0.00	0.00	0.00	0.00	0.00
70	0.00	0.00	0.00	0.00	0.00	0.00
80	0.00	0.00	0.00	0.00	0.00	0.00
90	0.00	0.00	0.00	0.00	0.00	0.00
100	0.00	0.00	0.00	0.00	0.00	0.00
110	0.00	0.00	0.00	0.00	0.00	0.00
120	0.00	0.00	0.00	0.00	0.00	0.00
130	0.00	0.00	0.00	0.00	0.00	0.00
140	0.00	0.00	0.00	0.00	0.00	0.00
150	0.00	0.00	0.00	0.00	0.00	0.00
160	0.00	0.00	0.00	0.00	0.00	0.00
170	65 000.00	179 500.00	74 800.00	101 000.00	460 500.00	116 000.00
180	65 000.00	134 800.00	0.00	59 000.00	270 000.00	31 299.00
190	65 000.00	134 800.00	0.00	59 000.00	270 000.00	31 299.00
200	0.00	0.00	0.00	0.00	0.00	23 750.00
210	0.00	0.00	0.00	0.00	0.00	0.00
220	0.00	8 000.00	0.00	0.00	190 500.00	40 000.00
230	0.00	0.00	0.00	0.00	0.00	0.00
240	0.00	0.00	0.00	0.00	0.00	16 500.00
250	0.00	15 200.00	74 800.00	42 000.00	0.00	4 451.00
260	0.00	21 500.00	0.00	0.00	0.00	0.00
270	0.00	0.00	0.00	0.00	0.00	0.00
280	0.00	0.00	0.00	0.00	0.00	0.00

Cipher of the line	Regional branch of the Political Party "PATRIOTS of RUSSIA" in Orenburg Region	Regional branch of the Political Party "PATRIOTS of RUSSIA" in Orel Region	Regional branch of the Political Party "PATRIOTS of RUSSIA" in Penza Region	Regional branch of the Political Party "PATRIOTS of RUSSIA" in Pskov Region	Regional branch of the Political Party "PATRIOTS of RUSSIA" in Rostov Region	Regional branch of the Political Party "PATRIOTS of RUSSIA" in Ryazan Region
	59	60	61	62	63	64
10	310 600.00	162 000.00	280 500.00	87 210.00	450 000.00	286 040.00
20	310 600.00	162 000.00	280 500.00	85 000.00	450 000.00	286 040.00
30	310 000.00	162 000.00	280 500.00	85 000.00	194 000.00	282 500.00
40	600.00	0.00	0.00	0.00	0.00	3 540.00
50	0.00	0.00	0.00	0.00	256 000.00	0.00
60	0.00	0.00	0.00	2 210.00	0.00	0.00
70	0.00	0.00	0.00	0.00	0.00	0.00
80	0.00	0.00	0.00	2 210.00	0.00	0.00
90	0.00	0.00	0.00	0.00	0.00	0.00
100	0.00	0.00	0.00	2 210.00	0.00	0.00
110	0.00	0.00	0.00	0.00	0.00	0.00
120	0.00	0.00	0.00	2 210.00	0.00	0.00
130	0.00	0.00	0.00	2 210.00	0.00	0.00
140	0.00	0.00	0.00	0.00	0.00	0.00
150	0.00	0.00	0.00	0.00	0.00	0.00
160	0.00	0.00	0.00	0.00	0.00	0.00
170	310 600.00	162 000.00	280 500.00	85 000.00	450 000.00	286 040.00
180	220 000.00	100 000.00	200 000.00	49 700.00	226 000.00	227 500.00
190	220 000.00	100 000.00	200 000.00	49 700.00	226 000.00	227 500.00
200	0.00	0.00	0.00	0.00	0.00	3 540.00
210	0.00	0.00	0.00	0.00	0.00	0.00
220	0.00	62 000.00	45 000.00	0.00	224 000.00	15 000.00
230	0.00	0.00	0.00	14 000.00	0.00	0.00
240	0.00	0.00	0.00	0.00	0.00	10 000.00
250	90 000.00	0.00	35 500.00	14 999.00	0.00	0.00
260	600.00	0.00	0.00	6 301.00	0.00	30 000.00
270	0.00	0.00	0.00	0.00	0.00	0.00
280	0.00	0.00	0.00	0.00	0.00	0.00



Cipher of the line	Regional branch of the Political Party "PATRIOTS of RUSSIA" in Tver Region	Regional branch of the Political Party "PATRIOTS of RUSSIA" in Tomsk Region	Regional branch of the Political Party "PATRIOTS of RUSSIA" in Tula Region	Regional branch of the Political Party "PATRIOTS of RUSSIA" in Tyumen Region	Regional branch of the Political Party "PATRIOTS of RUSSIA" in Ulyanovsk Region	Regional branch of the Political Party "PATRIOTS of RUSSIA" in Chelyabinsk Region
	71	72	73	74	75	76
10	158 000.00	310 000.00	147 013.00	276 000.00	140 000.00	333 000.00
20	158 000.00	310 000.00	147 013.00	276 000.00	140 000.00	333 000.00
30	78 000.00	310 000.00	147 000.00	276 000.00	140 000.00	333 000.00
40	80 000.00	0.00	13.00	0.00	0.00	0.00
50	0.00	0.00	0.00	0.00	0.00	0.00
60	0.00	0.00	0.00	0.00	0.00	0.00
70	0.00	0.00	0.00	0.00	0.00	0.00
80	0.00	0.00	0.00	0.00	0.00	0.00
90	0.00	0.00	0.00	0.00	0.00	0.00
100	0.00	0.00	13.00	0.00	0.00	0.00
110	0.00	0.00	0.00	0.00	0.00	0.00
120	0.00	0.00	0.00	0.00	0.00	0.00
130	0.00	0.00	0.00	0.00	0.00	0.00
140	0.00	0.00	0.00	0.00	0.00	0.00
150	0.00	0.00	0.00	0.00	0.00	0.00
160	0.00	0.00	13.00	0.00	0.00	0.00
170	158 000.00	310 000.00	147 000.00	276 000.00	140 000.00	333 000.00
180	42 000.00	224 914.00	95 000.00	11 300.00	80 100.00	200 000.00
190	42 000.00	215 914.00	90 000.00	0.00	80 100.00	200 000.00
200	80 000.00	0.00	0.00	0.00	0.00	0.00
210	0.00	0.00	0.00	0.00	0.00	0.00
220	6 450.00	0.00	52 000.00	0.00	57 000.00	0.00
230	0.00	0.00	0.00	0.00	0.00	132 800.00
240	4 000.00	0.00	0.00	0.00	0.00	0.00
250	0.00	85 086.00	0.00	264 700.00	0.00	0.00
260	25 550.00	0.00	0.00	0.00	2 900.00	200.00
270	0.00	0.00	0.00	0.00	0.00	0.00
280	0.00	0.00	0.00	0.00	0.00	0.00



Cipher of the line	Regional branch of the Political Party "PATRIOTS of RUSSIA" in Yaroslavl Region	Regional branch of the Political Party "PATRIOTS of RUSSIA" in Jewish Autonomous Region
	77	78
<b>10</b>	<b>182 000.00</b>	<b>41 500.00</b>
20	182 000.00	41 500.00
30	0.00	41 500.00
40	0.00	0.00
50	182 000.00	0.00
60	0.00	0.00
70	0.00	0.00
80	0.00	0.00
90	0.00	0.00
<b>100</b>	<b>0.00</b>	<b>0.00</b>
110	0.00	0.00
120	0.00	0.00
130	0.00	0.00
140	0.00	0.00
150	0.00	0.00
160	0.00	0.00
<b>170</b>	<b>182 000.00</b>	<b>41 500.00</b>
180	0.00	24 500.00
190	0.00	20 000.00
200	0.00	0.00
210	0.00	0.00
220	28 000.00	0.00
230	0.00	0.00
240	0.00	0.00
250	154 000.00	0.00
260	0.00	17 000.00
<b>270</b>	<b>0.00</b>	<b>0.00</b>
<b>280</b>	<b>0.00</b>	<b>0.00</b>

*Appendix № 5 to the EXECUTIVE SUMMARY*

**For information on the flow of funds to the election funds**  
**Political Party "Communist Party of the Russian Federation", its regional branches**  
**and the expenditure of these funds (in rubles)**

The line of the financial report		Cipher of the line	Total for the political party, in view of its regional offices	Political Party "Communist Party of the Russian Federation"
1		2	3	4
<b>1</b>	<b>Received funds to the electoral fund, total</b>	<b>10</b>	<b>294 941 946.00</b>	<b>223 030 706.00</b>
	including			
1.1	Received funds in established procedure for the formation of the election fund	20	291 827 035.00	222 445 795.00
	among them			
1.1.1	Own funds of the political party / Own funds of a regional branch of the political party	30	125 664 740.00	86 044 500.00
1.1.2	Voluntary donations of citizens	40	44 306 295.00	19 501 295.00
1.1.3	Voluntary donations of legal entities	50	121 856 000.00	116 900 000.00
1.2	Received by the election fund of funds, subject to Part 2, Article 4 and 7. 64 of the Federal Law of 18.05.2005 № 51-FZ	60	3 114 911.00	584 911.00
	among them			
1.2.1	Own funds of the political party / Own funds of a regional branch of the political party	70	0.00	0.00
1.2.2	Funds of citizen	80	577 900.00	577 900.00
1.2.3	Funds of legal entities	90	2 537 011.00	7 011.00
<b>2</b>	<b>Returned funds from the election fund, total</b>	<b>100</b>	<b>3 378 474.41</b>	<b>589 911.00</b>
	including			
2.1	Transferred to the budget	110	36 911.00	36 911.00
2.2	Returned to the donations of the funds transferred in violation of the established order	120	3 078 000.00	548 000.00
	among them			
2.2.1	Citizens who are prohibited from donating or does not have the required information in the payment document	130	48 000.00	48 000.00
2.2.2	Legal entities who are prohibited from donating or does not have the required information in the payment document	140	2 530 000.00	0.00
2.2.3	Funds that exceed the size limit of donations	150	500 000.00	500 000.00
2.3	Returned to the donations of the funds transferred in violation of the established order	160	263 563.41	5 000.00
<b>3</b>	<b>Expended funds, total</b>	<b>170</b>	<b>291 397 264.08</b>	<b>222 440 794.70</b>
	including			
3.1	To organize the collection of signatures	180	0.00	0.00
3.1.1	Among them, the remuneration of persons engaged for the collection of signatures	190	0.00	0.00
3.2	For payment campaign through television and radio broadcasting organization	200	127 501 976.79	110 417 650.10
3.3	For payment campaign through the editorial offices of periodicals	210	11 885 421.60	5 596 452.37
3.4	On the production and distribution of printed and other promotional materials	220	113 812 040.64	74 380 574.52
3.5	For payment hold a public events	230	1 774 782.40	1 328 639.56
3.6	For payment of works (services) the nature of the information and consultation	240	521 969.60	240 000.00
3.7	For payment other works (services) performed (rendered) legal entities or citizens of the Russian Federation on contracts	250	33 880 224.36	29 538 585.87
3.8	For payment for other expenses directly related to the conduct of the election campaign	260	2 020 848.69	938 892.28
<b>4</b>	<b>Distributed unspent balance of the fund in proportion listed in the electoral fund of funds</b>	<b>270</b>	<b>166 207.21</b>	<b>0.00</b>
<b>5</b>	<b>The balance of the fund as of the date of delivery of the report (certified bank statement)</b> (page 280 = page 10 - page 100 - page 170 - page 270)	<b>280</b>	<b>0.30</b>	<b>0.30</b>

Cipher of the line	Regional branch of the Political Party "PATRIOTS of RUSSIA" in Kabardino- Balkarian Republic	Regional branch of the Political Party "PATRIOTS of RUSSIA" in Altai Territory	Regional branch of the Political Party "PATRIOTS of RUSSIA" in Krasnoyarsk Territory	Regional branch of the Political Party "PATRIOTS of RUSSIA" in Perm Territory
	5	6	7	8
<b>10</b>	<b>1 320 000.00</b>	<b>6 400 000.00</b>	<b>2 850 000.00</b>	<b>5 331 000.00</b>
20	1 320 000.00	6 400 000.00	2 850 000.00	5 331 000.00
30	0.00	5 500 000.00	400 000.00	1 700 000.00
40	1 320 000.00	900 000.00	2 450 000.00	3 420 000.00
50	0.00	0.00	0.00	211 000.00
60	0.00	0.00	0.00	0.00
70	0.00	0.00	0.00	0.00
80	0.00	0.00	0.00	0.00
90	0.00	0.00	0.00	0.00
<b>100</b>	<b>0.00</b>	<b>51 493.96</b>	<b>0.00</b>	<b>0.00</b>
110	0.00	0.00	0.00	0.00
120	0.00	0.00	0.00	0.00
130	0.00	0.00	0.00	0.00
140	0.00	0.00	0.00	0.00
150	0.00	0.00	0.00	0.00
160	0.00	51 493.96	0.00	0.00
<b>170</b>	<b>1 182 255.00</b>	<b>6 348 506.04</b>	<b>2 850 000.00</b>	<b>5 331 000.00</b>
180	0.00	0.00	0.00	0.00
190	0.00	0.00	0.00	0.00
200	84 750.00	0.00	472 826.00	1 608 206.25
210	20 000.00	0.00	38 175.36	0.00
220	1 001 840.00	6 175 506.04	2 239 000.00	3 054 378.00
230	0.00	22 000.00	16 000.00	0.00
240	0.00	25 000.00	0.00	0.00
250	0.00	126 000.00	83 998.64	668 265.75
260	75 665.00	0.00	0.00	150.00
<b>270</b>	<b>137 745.00</b>	<b>0.00</b>	<b>0.00</b>	<b>0.00</b>
<b>280</b>	<b>0.00</b>	<b>0.00</b>	<b>0.00</b>	<b>0.00</b>

Cipher of the line	Regional branch of the Political Party "PATRIOTS of RUSSIA" in Belgorod Region	Regional branch of the Political Party "PATRIOTS of RUSSIA" in Vladimir Region	Regional branch of the Political Party "PATRIOTS of RUSSIA" in Irkutsk Region	Regional branch of the Political Party "PATRIOTS of RUSSIA" in Kemerovo Region
	9	10	11	12
10	3 700 000.00	9 040 000.00	3 220 000.00	2 500 000.00
20	3 700 000.00	8 040 000.00	3 220 000.00	2 500 000.00
30	3 000 000.00	3 640 000.00	415 000.00	2 500 000.00
40	700 000.00	1 750 000.00	2 440 000.00	0.00
50	0.00	2 650 000.00	365 000.00	0.00
60	0.00	1 000 000.00	0.00	0.00
70	0.00	0.00	0.00	0.00
80	0.00	0.00	0.00	0.00
90	0.00	1 000 000.00	0.00	0.00
100	0.00	1 000 000.00	0.00	0.00
110	0.00	0.00	0.00	0.00
120	0.00	1 000 000.00	0.00	0.00
130	0.00	0.00	0.00	0.00
140	0.00	1 000 000.00	0.00	0.00
150	0.00	0.00	0.00	0.00
160	0.00	0.00	0.00	0.00
170	3 676 000.00	8 040 000.00	3 220 000.00	2 500 000.00
180	0.00	0.00	0.00	0.00
190	0.00	0.00	0.00	0.00
200	2 096 476.36	1 776 052.77	622 742.40	917 788.40
210	389 094.00	1 578 788.67	177 000.00	166 392.00
220	1 098 658.23	4 371 048.00	2 264 558.40	1 345 500.00
230	0.00	0.00	150 199.20	65 000.00
240	0.00	0.00	0.00	5 319.60
250	23 000.00	294 810.56	5 500.00	0.00
260	68 771.41	19 300.00	0.00	0.00
270	24 000.00	0.00	0.00	0.00
280	0.00	0.00	0.00	0.00

Cipher of the line	Regional branch of the Political Party "PATRIOTS of RUSSIA" in Kirov Region	Regional branch of the Political Party "PATRIOTS of RUSSIA" in Nizhni Novgorod Region	Regional branch of the Political Party "PATRIOTS of RUSSIA" in Novosibirsk Region	Regional branch of the Political Party "PATRIOTS of RUSSIA" in Rostov Region
	13	14	15	16
10	1 370 000.00	12 707 000.00	7 440 000.00	2 745 240.00
20	1 370 000.00	11 707 000.00	7 440 000.00	2 715 240.00
30	1 370 000.00	0.00	6 730 000.00	2 685 240.00
40	0.00	10 707 000.00	710 000.00	0.00
50	0.00	1 000 000.00	0.00	30 000.00
60	0.00	1 000 000.00	0.00	30 000.00
70	0.00	0.00	0.00	0.00
80	0.00	0.00	0.00	0.00
90	0.00	1 000 000.00	0.00	30 000.00
100	0.00	1 000 000.00	207 069.45	30 000.00
110	0.00	0.00	0.00	0.00
120	0.00	1 000 000.00	0.00	30 000.00
130	0.00	0.00	0.00	0.00
140	0.00	1 000 000.00	0.00	30 000.00
150	0.00	0.00	0.00	0.00
160	0.00	0.00	207 069.45	0.00
170	1 365 537.79	11 707 000.00	7 232 930.55	2 715 240.00
180	0.00	0.00	0.00	0.00
190	0.00	0.00	0.00	0.00
200	92 241.16	3 213 900.33	730 359.60	954 240.00
210	59 436.00	154 964.00	1 724 431.30	0.00
220	1 206 848.12	6 891 308.28	3 815 924.40	1 599 500.00
230	7 012.51	81 531.13	60 000.00	0.00
240	0.00	0.00	0.00	0.00
250	0.00	1 364 496.26	6 095.25	161 500.00
260	0.00	800.00	896 120.00	0.00
270	4 462.21	0.00	0.00	0.00
280	0.00	0.00	0.00	0.00

Cipher of the line	Regional branch of the Political Party "PATRIOTS of RUSSIA" in Tver Region	Regional branch of the Political Party "PATRIOTS of RUSSIA" in Chelyabinsk Region	Regional branch of the Political Party "PATRIOTS of RUSSIA" in Jewish Autonomous Region
	17	18	19
<b>10</b>	<b>2 108 000.00</b>	<b>8 010 000.00</b>	<b>3 170 000.00</b>
20	2 108 000.00	8 010 000.00	2 670 000.00
30	1 900 000.00	8 010 000.00	1 770 000.00
40	208 000.00	0.00	200 000.00
50	0.00	0.00	700 000.00
60	0.00	0.00	500 000.00
70	0.00	0.00	0.00
80	0.00	0.00	0.00
90	0.00	0.00	500 000.00
<b>100</b>	<b>0.00</b>	<b>0.00</b>	<b>500 000.00</b>
110	0.00	0.00	0.00
120	0.00	0.00	500 000.00
130	0.00	0.00	0.00
140	0.00	0.00	500 000.00
150	0.00	0.00	0.00
160	0.00	0.00	0.00
<b>170</b>	<b>2 108 000.00</b>	<b>8 010 000.00</b>	<b>2 670 000.00</b>
180	0.00	0.00	0.00
190	0.00	0.00	0.00
200	1 621 258.34	1 745 882.57	1 147 602.51
210	149 800.00	1 624 980.00	205 907.90
220	177 980.00	3 643 551.65	545 865.00
230	0.00	44 400.00	0.00
240	0.00	251 650.00	0.00
250	158 961.66	699 535.78	749 474.59
260	0.00	0.00	21 150.00
<b>270</b>	<b>0.00</b>	<b>0.00</b>	<b>0.00</b>
<b>280</b>	<b>0.00</b>	<b>0.00</b>	<b>0.00</b>



## Appendix № 6 to the EXECUTIVE SUMMARY

**For information on the flow of funds to the election funds**  
**Political Party "Russian United Democratic Party "YABLOKO", its regional branches**  
**and the expenditure of these funds (in rubles)**

The line of the financial report		Cipher of the line	Political Party "Russian United Democratic Party "YABLOKO"
1		2	3
<b>1</b>	<b>Received funds to the electoral fund , total</b>	<b>10</b>	<b>169 504 006.76</b>
	including		
1.1	Received funds in established procedure for the formation of the election fund	20	169 504 006.76
	among them		
1.1.1	Own funds of the political party / Own funds of a regional branch of the political party	30	119 446 706.76
1.1.2	Voluntary donations of citizens	40	57 300.00
1.1.3	Voluntary donations of legal entities	50	50 000 000.00
1.2	Received by the election fund of funds, subject to Part 2, Article 4 and 7. 64 of the Federal Law of 18.05.2005 № 51-FZ	60	0.00
	among them		
1.2.1	Own funds of the political party / Own funds of a regional branch of the political party	70	0.00
1.2.2	Funds of citizen	80	0.00
1.2.3	Funds of legal entities	90	0.00
<b>2</b>	<b>Returned funds from the election fund, total</b>	<b>100</b>	<b>0.00</b>
	including		
2.1	Transferred to the budget	110	0.00
2.2	Returned to the donations of the funds transferred in violation of the established order	120	0.00
	among them		
2.2.1	Citizens who are prohibited from donating or does not have the required information in the payment document	130	0.00
2.2.2	Legal entities who are prohibited from donating or does not have the required information in the payment document	140	0.00
2.2.3	Funds that exceed the size limit of donations	150	0.00
2.3	Returned to the donations of the funds transferred in violation of the established order	160	0.00
<b>3</b>	<b>Expended funds, total</b>	<b>170</b>	<b>169 504 006.76</b>
	including		
3.1	To organize the collection of signatures	180	21 224 097.00
3.1.1	Among them, the remuneration of persons engaged for the collection of signatures	190	12 855 416.00
3.2	For payment campaign through television and radio broadcasting organization	200	22 563 870.00
3.3	For payment campaign through the editorial offices of periodicals	210	964 091.00
3.4	On the production and distribution of printed and other promotional materials	220	87 349 001.75
3.5	For payment hold a public events	230	927 668.25
3.6	For payment of works (services) the nature of the information and consultation	240	0.00
3.7	For payment other works (services) performed (rendered) legal entities or citizens of the Russian Federation on contracts	250	35 456 754.16
3.8	For payment for other expenses directly related to the conduct of the election campaign	260	1 018 524.60
<b>4</b>	<b>Distributed unspent balance of the fund in proportion listed in the electoral fund of funds</b>	<b>270</b>	<b>0.00</b>
<b>5</b>	<b>The balance of the fund as of the date of delivery of the report (certified bank statement)</b> (page 280 = page 10 - page 100 - page 170 - page 270)	<b>280</b>	<b>0.00</b>

*Appendix № 7 to the EXECUTIVE SUMMARY*

**For information on the flow of funds to the election funds  
All-Russia Political Party "UNITED RUSSIA", its regional branches and the  
expenditure of these funds (in rubles)**

The line of the financial report		Cipher of the line	Total for the political party, in view of its regional offices	All-Russia Political Party "UNITED RUSSIA"
1		2	3	4
<b>1</b>	<b>Received funds to the electoral fund , total</b>	<b>10</b>	<b>2 179 331 440.86</b>	<b>635 100 000.00</b>
	including			
1.1	Received funds in established procedure for the formation of the election fund	20	2 102 336 007.81	615 100 000.00
	among them			
1.1.1	Own funds of the political party / Own funds of a regional branch of the political party	30	604 377 971.06	350 000 000.00
1.1.2	Voluntary donations of citizens	40	151 055 334.98	0.00
1.1.3	Voluntary donations of legal entities	50	1 346 902 701.77	265 100 000.00
1.2	Received by the election fund of funds, subject to Part 2, Article 4 and 7. 64 of the Federal Law of 18.05.2005 № 51-FZ	60	76 995 433.05	20 000 000.00
	among them			
1.2.1	Own funds of the political party / Own funds of a regional branch of the political party	70	0.00	0.00
1.2.2	Funds of citizen	80	17 511 106.00	0.00
1.2.3	Funds of legal entities	90	59 484 327.05	20 000 000.00
<b>2</b>	<b>Returned funds from the election fund, total</b>	<b>100</b>	<b>84 538 988.25</b>	<b>20 000 000.00</b>
	including			
2.1	Transferred to the budget	110	500 300.00	0.00
2.2	Returned to the donations of the funds transferred in violation of the established order	120	75 495 133.05	20 000 000.00
	among them			
2.2.1	Citizens who are prohibited from donating or does not have the required information in the payment document	130	14 760 806.00	0.00
2.2.2	Legal entities who are prohibited from donating or does not have the required information in the payment document	140	56 604 100.00	20 000 000.00
2.2.3	Funds that exceed the size limit of donations	150	4 130 227.05	0.00
2.3	Returned to the donations of the funds transferred in violation of the established order	160	8 543 555.20	100.00
<b>3</b>	<b>Expended funds, total</b>	<b>170</b>	<b>2 092 544 948.70</b>	<b>615 100 000.00</b>
	including			
3.1	To organize the collection of signatures	180	0.00	0.00
3.1.1	Among them, the remuneration of persons engaged for the collection of signatures	190	0.00	0.00
3.2	For payment campaign through television and radio broadcasting organization	200	591 032 814.43	271 917 295.73
3.3	For payment campaign through the editorial offices of periodicals	210	108 714 473.83	6 570 240.00
3.4	On the production and distribution of printed and other promotional materials	220	959 723 920.01	278 287 377.20
3.5	For payment hold a public events	230	32 458 654.53	2 812 180.90
3.6	For payment of works (services) the nature of the information and consultation	240	47 231 639.19	10 738 000.00
3.7	For payment other works (services) performed (rendered) legal entities or citizens of the Russian Federation on contracts	250	269 920 853.78	21 953 859.52
3.8	For payment for other expenses directly related to the conduct of the election campaign	260	83 462 592.93	22 821 046.65
<b>4</b>	<b>Distributed unspent balance of the fund in proportion listed in the electoral fund of funds</b>	<b>270</b>	<b>2 247 503.91</b>	<b>0.00</b>
<b>5</b>	<b>The balance of the fund as of the date of delivery of the report (certified bank statement) (page 280 = page 10 - page 100 - page 170 - page 270)</b>	<b>280</b>	<b>0.00</b>	<b>0.00</b>

Cipher of the line	Regional branch of the Political Party All-Russia Political Party "UNITED RUSSIA in Adygei Republic	Regional branch of the Political Party All-Russia Political Party "UNITED RUSSIA in Altai Republic	Regional branch of the Political Party All-Russia Political Party "UNITED RUSSIA in Bashkortostan Republic	Regional branch of the Political Party All-Russia Political Party "UNITED RUSSIA in Buriat Republic	Regional branch of the Political Party All-Russia Political Party "UNITED RUSSIA in Daghestan Republic
	5	6	7	8	9
10	5 550 000.00	17 560 000.00	23 300 000.00	20 000 000.00	18 780 000.00
20	5 550 000.00	17 450 000.00	23 300 000.00	20 000 000.00	15 780 000.00
30	0.00	6 250 000.00	0.00	0.00	5 800 000.00
40	4 400 000.00	0.00	0.00	2 240 000.00	2 600 000.00
50	1 150 000.00	11 200 000.00	23 300 000.00	17 760 000.00	7 380 000.00
60	0.00	110 000.00	0.00	0.00	3 000 000.00
70	0.00	0.00	0.00	0.00	0.00
80	0.00	110 000.00	0.00	0.00	1 500 000.00
90	0.00	0.00	0.00	0.00	1 500 000.00
100	0.00	360 000.00	0.00	0.00	3 000 000.00
110	0.00	0.00	0.00	0.00	0.00
120	0.00	110 000.00	0.00	0.00	3 000 000.00
130	0.00	110 000.00	0.00	0.00	1 500 000.00
140	0.00	0.00	0.00	0.00	1 500 000.00
150	0.00	0.00	0.00	0.00	0.00
160	0.00	250 000.00	0.00	0.00	0.00
170	5 550 000.00	17 200 000.00	23 300 000.00	20 000 000.00	15 780 000.00
180	0.00	0.00	0.00	0.00	0.00
190	0.00	0.00	0.00	0.00	0.00
200	1 764 241.00	738 090.00	715 680.00	3 509 740.00	2 755 956.00
210	1 028 196.00	672 121.90	900 000.00	1 220 515.00	1 953 080.00
220	1 993 331.20	13 746 777.40	18 204 188.69	8 129 374.72	9 419 055.60
230	50 090.00	259 771.33	874 874.90	1 536 600.00	1 119 084.00
240	0.00	0.00	0.00	0.00	233 144.40
250	682 822.03	1 631 712.20	1 477 385.44	445 239.72	265 000.00
260	31 319.77	151 527.17	1 127 870.97	5 158 530.56	34 680.00
270	0.00	0.00	0.00	0.00	0.00
280	0.00	0.00	0.00	0.00	0.00

Cipher of the line	Regional branch of the Political Party All-Russia Political Party "UNITED RUSSIA in Ingush Republic	Regional branch of the Political Party All-Russia Political Party "UNITED RUSSIA in Kabardino-Balkarian Republic	Regional branch of the Political Party All-Russia Political Party "UNITED RUSSIA in Kalmyk Republic	Regional branch of the Political Party All-Russia Political Party "UNITED RUSSIA in Karachaevo-Cherkess Republic	Regional branch of the Political Party All-Russia Political Party "UNITED RUSSIA in Karelian Republic	Regional branch of the Political Party All-Russia Political Party "UNITED RUSSIA in Komi Republic
	10	11	12	13	14	15
10	300 000.00	7 880 000.00	8 536 136.00	3 000 000.00	5 000 000.00	7 363 774.30
20	300 000.00	7 580 000.00	8 522 330.00	3 000 000.00	5 000 000.00	7 263 774.30
30	0.00	0.00	0.00	0.00	0.00	6 836 974.30
40	300 000.00	400 000.00	522 330.00	2 000 000.00	0.00	65 800.00
50	0.00	7 180 000.00	8 000 000.00	1 000 000.00	5 000 000.00	361 000.00
60	0.00	300 000.00	13 806.00	0.00	0.00	100 000.00
70	0.00	0.00	0.00	0.00	0.00	0.00
80	0.00	0.00	13 806.00	0.00	0.00	0.00
90	0.00	300 000.00	0.00	0.00	0.00	100 000.00
100	0.00	300 000.00	13 806.00	0.00	0.00	100 000.00
110	0.00	0.00	0.00	0.00	0.00	0.00
120	0.00	300 000.00	13 806.00	0.00	0.00	100 000.00
130	0.00	0.00	13 806.00	0.00	0.00	0.00
140	0.00	300 000.00	0.00	0.00	0.00	100 000.00
150	0.00	0.00	0.00	0.00	0.00	0.00
160	0.00	0.00	0.00	0.00	0.00	0.00
170	300 000.00	7 580 000.00	8 522 330.00	3 000 000.00	5 000 000.00	7 263 774.30
180	0.00	0.00	0.00	0.00	0.00	0.00
190	0.00	0.00	0.00	0.00	0.00	0.00
200	8 060.58	152 662.50	368 103.57	259 410.00	903 463.37	533 821.90
210	0.00	558 000.00	213 539.28	240 362.00	532 007.20	489 977.20
220	18 500.00	5 390 604.00	2 983 876.24	1 146 655.30	1 243 432.50	6 210 235.20
230	0.00	70 000.00	173 319.60	434 000.00	123 640.00	1 180.00
240	0.00	174 000.00	0.00	119 572.70	0.00	0.00
250	120 000.00	1 019 394.00	4 630 651.90	680 000.00	2 197 456.93	28 560.00
260	153 439.42	215 339.50	152 839.41	120 000.00	0.00	0.00
270	0.00	0.00	0.00	0.00	0.00	0.00
280	0.00	0.00	0.00	0.00	0.00	0.00

Cipher of the line	Regional branch of the Political Party All-Russia Political Party "UNITED RUSSIA in Mari El Republic	Regional branch of the Political Party All-Russia Political Party "UNITED RUSSIA in Mordovian Republic	Regional branch of the Political Party All-Russia Political Party "UNITED RUSSIA in Yakutian (Sakha) Republic	Regional branch of the Political Party All-Russia Political Party "UNITED RUSSIA in North Ossetian Republic – Alania	Regional branch of the Political Party All-Russia Political Party "UNITED RUSSIA in Tatarstan Republic	Regional branch of the Political Party All-Russia Political Party "UNITED RUSSIA in Tyva Republic
	16	17	18	19	20	21
10	2 800 000.00	10 100 000.00	25 800 000.00	2 296 000.00	32 210 600.00	6 500 000.00
20	2 800 000.00	9 200 000.00	23 989 950.00	2 296 000.00	32 210 600.00	6 500 000.00
30	0.00	0.00	0.00	0.00	27 500 000.00	0.00
40	1 000 000.00	0.00	2 000 000.00	0.00	2 780 600.00	0.00
50	1 800 000.00	9 200 000.00	21 989 950.00	2 296 000.00	1 930 000.00	6 500 000.00
60	0.00	900 000.00	1 810 050.00	0.00	0.00	0.00
70	0.00	0.00	0.00	0.00	0.00	0.00
80	0.00	0.00	0.00	0.00	0.00	0.00
90	0.00	900 000.00	1 810 050.00	0.00	0.00	0.00
100	0.00	900 000.00	1 810 050.00	0.00	0.00	0.00
110	0.00	0.00	0.00	0.00	0.00	0.00
120	0.00	900 000.00	810 050.00	0.00	0.00	0.00
130	0.00	0.00	0.00	0.00	0.00	0.00
140	0.00	900 000.00	0.00	0.00	0.00	0.00
150	0.00	0.00	810 050.00	0.00	0.00	0.00
160	0.00	0.00	1 000 000.00	0.00	0.00	0.00
170	2 800 000.00	9 200 000.00	23 989 950.00	2 296 000.00	32 210 600.00	6 500 000.00
180	0.00	0.00	0.00	0.00	0.00	0.00
190	0.00	0.00	0.00	0.00	0.00	0.00
200	47 906.68	2 686 257.00	4 436 958.20	0.00	2 662 808.65	249 864.90
210	0.00	1 286 103.65	4 352 005.02	0.00	2 162 256.00	226 580.00
220	2 271 854.00	1 733 370.00	10 023 053.06	1 666 540.00	11 699 272.11	2 215 635.00
230	0.00	1 962 000.00	537 240.06	1 000.00	2 165 544.20	152 000.00
240	0.00	205 239.59	0.00	0.00	355 500.00	0.00
250	0.00	0.00	2 314 389.12	379 080.00	5 666 300.00	0.00
260	480 239.32	1 327 029.76	2 326 304.54	249 380.00	7 498 919.04	3 655 920.10
270	0.00	0.00	0.00	0.00	0.00	0.00
280	0.00	0.00	0.00	0.00	0.00	0.00

Cipher of the line	Regional branch of the Political Party All-Russia Political Party "UNITED RUSSIA in Udmurt Republic	Regional branch of the Political Party All-Russia Political Party "UNITED RUSSIA in Khakass Republic	Regional branch of the Political Party All-Russia Political Party "UNITED RUSSIA in Chechen Republic	Regional branch of the Political Party All-Russia Political Party "UNITED RUSSIA in Chuvash Republic	Regional branch of the Political Party All-Russia Political Party "UNITED RUSSIA in Altai Territory	Regional branch of the Political Party All-Russia Political Party "UNITED RUSSIA in Zabaykalsky Territory
	22	23	24	25	26	27
10	27 980 000.00	4 340 000.00	0.00	6 890 000.00	7 600 000.00	16 350 000.00
20	27 960 000.00	4 340 000.00	0.00	6 890 000.00	7 600 000.00	16 350 000.00
30	17 500 000.00	340 000.00	0.00	6 890 000.00	0.00	5 500 000.00
40	460 000.00	4 000 000.00	0.00	0.00	0.00	0.00
50	10 000 000.00	0.00	0.00	0.00	7 600 000.00	10 850 000.00
60	20 000.00	0.00	0.00	0.00	0.00	0.00
70	0.00	0.00	0.00	0.00	0.00	0.00
80	20 000.00	0.00	0.00	0.00	0.00	0.00
90	0.00	0.00	0.00	0.00	0.00	0.00
100	20 000.00	0.00	0.00	0.00	0.00	0.00
110	0.00	0.00	0.00	0.00	0.00	0.00
120	20 000.00	0.00	0.00	0.00	0.00	0.00
130	20 000.00	0.00	0.00	0.00	0.00	0.00
140	0.00	0.00	0.00	0.00	0.00	0.00
150	0.00	0.00	0.00	0.00	0.00	0.00
160	0.00	0.00	0.00	0.00	0.00	0.00
170	27 960 000.00	4 340 000.00	0.00	6 890 000.00	7 600 000.00	16 350 000.00
180	0.00	0.00	0.00	0.00	0.00	0.00
190	0.00	0.00	0.00	0.00	0.00	0.00
200	1 723 822.50	1 157 000.39	0.00	1 114 210.80	61 149.00	864 172.95
210	74 710.00	560 961.30	0.00	73 278.00	0.00	335 733.00
220	12 790 932.95	2 555 748.02	0.00	1 229 875.00	6 507 628.50	7 211 091.00
230	56 000.00	29 570.38	0.00	0.00	36 000.00	328 485.00
240	979 600.00	0.00	0.00	0.00	0.00	0.00
250	10 333 577.00	0.00	0.00	4 426 001.20	995 222.50	7 610 518.05
260	2 001 357.55	36 719.91	0.00	46 635.00	0.00	0.00
270	0.00	0.00	0.00	0.00	0.00	0.00
280	0.00	0.00	0.00	0.00	0.00	0.00



Cipher of the line	Regional branch of the Political Party All-Russia Political Party "UNITED RUSSIA in Kamchatka Territory	Regional branch of the Political Party All-Russia Political Party "UNITED RUSSIA in Krasnodar Territory	Regional branch of the Political Party All-Russia Political Party "UNITED RUSSIA in Krasnoyarsk Territory	Regional branch of the Political Party All-Russia Political Party "UNITED RUSSIA in Perm Territory	Regional branch of the Political Party All-Russia Political Party "UNITED RUSSIA in Primorski Territory	Regional branch of the Political Party All-Russia Political Party "UNITED RUSSIA in Stavropol Territory
	28	29	30	31	32	33
10	14 000 000.00	46 256 000.00	17 000 000.00	13 496 009.35	7 739 000.00	30 200 000.00
20	14 000 000.00	42 420 000.00	17 000 000.00	13 496 009.35	7 739 000.00	30 200 000.00
30	0.00	0.00	0.00	0.00	0.00	12 550 000.00
40	0.00	4 035 000.00	0.00	13 120 009.35	1 239 000.00	650 000.00
50	14 000 000.00	38 385 000.00	17 000 000.00	376 000.00	6 500 000.00	17 000 000.00
60	0.00	3 836 000.00	0.00	0.00	0.00	0.00
70	0.00	0.00	0.00	0.00	0.00	0.00
80	0.00	2 640 000.00	0.00	0.00	0.00	0.00
90	0.00	1 196 000.00	0.00	0.00	0.00	0.00
100	0.00	3 836 000.00	0.00	225 000.00	0.00	0.00
110	0.00	0.00	0.00	0.00	0.00	0.00
120	0.00	3 836 000.00	0.00	0.00	0.00	0.00
130	0.00	2 640 000.00	0.00	0.00	0.00	0.00
140	0.00	1 196 000.00	0.00	0.00	0.00	0.00
150	0.00	0.00	0.00	0.00	0.00	0.00
160	0.00	0.00	0.00	225 000.00	0.00	0.00
170	14 000 000.00	42 420 000.00	16 978 864.09	13 271 009.35	7 739 000.00	30 200 000.00
180	0.00	0.00	0.00	0.00	0.00	0.00
190	0.00	0.00	0.00	0.00	0.00	0.00
200	6 564 504.00	27 080 607.60	5 572 341.04	1 476 534.00	6 297 230.00	4 761 867.35
210	1 314 948.67	2 322 198.50	967 297.10	0.00	0.00	1 646 005.60
220	4 417 562.42	5 349 005.00	10 363 148.00	10 779 558.40	591 091.00	18 217 322.56
230	15 000.00	12 934.00	29 337.55	100 000.00	22 694.67	0.00
240	0.00	0.00	0.00	0.00	0.00	0.00
250	1 440 243.31	2 902 896.76	0.00	478 340.04	821 384.33	4 615 733.69
260	247 741.60	4 752 358.14	46 740.40	436 576.91	6 600.00	959 070.80
270	0.00	0.00	21 135.91	0.00	0.00	0.00
280	0.00	0.00	0.00	0.00	0.00	0.00

Cipher of the line	Regional branch of the Political Party All-Russia Political Party "UNITED RUSSIA in Khabarovsk Territory	Regional branch of the Political Party All-Russia Political Party "UNITED RUSSIA in Amur Region	Regional branch of the Political Party All-Russia Political Party "UNITED RUSSIA in Arkhangelsk Region	Regional branch of the Political Party All-Russia Political Party "UNITED RUSSIA in Astrakhan Region	Regional branch of the Political Party All-Russia Political Party "UNITED RUSSIA in Belgorod Region	Regional branch of the Political Party All-Russia Political Party "UNITED RUSSIA in Bryansk Region
	34	35	36	37	38	39
10	40 600 000.00	12 158 047.31	7 690 000.00	7 025 778.20	35 000 000.00	35 000 000.00
20	34 000 000.00	12 158 047.31	7 590 000.00	7 025 778.20	35 000 000.00	35 000 000.00
30	0.00	12 158 047.31	0.00	0.00	550 000.00	3 248 150.00
40	10 000 000.00	0.00	540 000.00	0.00	14 000 000.00	6 299 000.00
50	24 000 000.00	0.00	7 050 000.00	7 025 778.20	20 450 000.00	25 452 850.00
60	6 600 000.00	0.00	100 000.00	0.00	0.00	0.00
70	0.00	0.00	0.00	0.00	0.00	0.00
80	6 600 000.00	0.00	100 000.00	0.00	0.00	0.00
90	0.00	0.00	0.00	0.00	0.00	0.00
100	6 600 000.00	0.00	100 000.00	0.00	0.00	0.00
110	0.00	0.00	0.00	0.00	0.00	0.00
120	6 600 000.00	0.00	100 000.00	0.00	0.00	0.00
130	6 600 000.00	0.00	100 000.00	0.00	0.00	0.00
140	0.00	0.00	0.00	0.00	0.00	0.00
150	0.00	0.00	0.00	0.00	0.00	0.00
160	0.00	0.00	0.00	0.00	0.00	0.00
170	34 000 000.00	12 158 047.31	7 590 000.00	7 025 778.20	35 000 000.00	35 000 000.00
180	0.00	0.00	0.00	0.00	0.00	0.00
190	0.00	0.00	0.00	0.00	0.00	0.00
200	14 374 219.00	5 000 088.98	767 727.70	1 108 310.96	5 137 558.42	4 535 287.50
210	991 254.93	2 553 138.12	573 689.00	2 005 685.00	4 552 996.70	1 752 180.00
220	17 553 320.89	4 574 540.21	6 139 042.69	3 911 782.24	21 533 305.98	5 847 094.00
230	538 300.00	0.00	0.00	0.00	0.00	46 200.00
240	0.00	0.00	0.00	0.00	0.00	2 462 733.00
250	10 982.00	30 280.00	109 540.61	0.00	2 966 000.00	18 157 723.00
260	531 923.18	0.00	0.00	0.00	810 138.90	2 198 782.50
270	0.00	0.00	0.00	0.00	0.00	0.00
280	0.00	0.00	0.00	0.00	0.00	0.00

Cipher of the line	Regional branch of the Political Party All-Russia Political Party "UNITED RUSSIA in Vladimir Region	Regional branch of the Political Party All-Russia Political Party "UNITED RUSSIA in Volgograd Region	Regional branch of the Political Party All-Russia Political Party "UNITED RUSSIA in Vologda Region	Regional branch of the Political Party All-Russia Political Party "UNITED RUSSIA in Voronezh Region	Regional branch of the Political Party All-Russia Political Party "UNITED RUSSIA in Ivanovo Region	Regional branch of the Political Party All-Russia Political Party "UNITED RUSSIA in Irkutsk Region
	40	41	42	43	44	45
10	26 300 000.00	37 500 000.00	17 000 000.00	33 845 830.00	34 820 177.05	19 500 000.00
20	26 300 000.00	37 500 000.00	17 000 000.00	33 638 330.00	23 750 000.00	19 500 000.00
30	5 000 000.00	0.00	4 000 000.00	0.00	0.00	0.00
40	0.00	0.00	0.00	268 330.00	1 250 000.00	1 700 000.00
50	21 300 000.00	37 500 000.00	13 000 000.00	33 370 000.00	22 500 000.00	17 800 000.00
60	0.00	0.00	0.00	207 500.00	11 070 177.05	0.00
70	0.00	0.00	0.00	0.00	0.00	0.00
80	0.00	0.00	0.00	60 000.00	0.00	0.00
90	0.00	0.00	0.00	147 500.00	11 070 177.05	0.00
100	0.00	2 500 000.00	0.00	207 500.00	11 070 177.05	0.00
110	0.00	0.00	0.00	0.00	0.00	0.00
120	0.00	0.00	0.00	207 500.00	11 070 177.05	0.00
130	0.00	0.00	0.00	60 000.00	0.00	0.00
140	0.00	0.00	0.00	147 500.00	10 000 000.00	0.00
150	0.00	0.00	0.00	0.00	1 070 177.05	0.00
160	0.00	2 500 000.00	0.00	0.00	0.00	0.00
170	26 300 000.00	35 000 000.00	17 000 000.00	33 638 330.00	23 750 000.00	19 500 000.00
180	0.00	0.00	0.00	0.00	0.00	0.00
190	0.00	0.00	0.00	0.00	0.00	0.00
200	3 930 174.49	9 437 965.00	751 496.70	4 124 610.00	4 584 365.84	5 980 111.50
210	511 193.19	35 220.00	27 900.00	4 635 378.60	4 863 862.00	1 502 358.08
220	18 302 565.78	20 228 184.55	508 643.75	15 738 717.96	7 672 110.58	9 235 707.00
230	400 000.00	0.00	0.00	8 328.79	510 304.00	23 000.00
240	2 715 000.00	4 198 520.00	1 185 400.00	5 000 000.00	1 487 901.00	0.00
250	436 866.54	0.00	14 526 559.55	4 060 000.00	4 614 087.88	2 692 108.48
260	4 200.00	1 100 110.45	0.00	71 294.65	17 368.70	66 714.94
270	0.00	0.00	0.00	0.00	0.00	0.00
280	0.00	0.00	0.00	0.00	0.00	0.00

Cipher of the line	Regional branch of the Political Party All-Russia Political Party "UNITED RUSSIA in Kaliningrad Region	Regional branch of the Political Party All-Russia Political Party "UNITED RUSSIA in Kaluga Region	Regional branch of the Political Party All-Russia Political Party "UNITED RUSSIA in Kemerovo Region	Regional branch of the Political Party All-Russia Political Party "UNITED RUSSIA in Kirov Region	Regional branch of the Political Party All-Russia Political Party "UNITED RUSSIA in Kostroma Region	Regional branch of the Political Party All-Russia Political Party "UNITED RUSSIA in Kurgan Region
	46	47	48	49	50	51
10	25 000 000.00	8 163 960.00	16 636 358.00	25 801 500.00	14 380 000.00	14 724 658.00
20	25 000 000.00	8 141 960.00	16 636 358.00	25 801 500.00	14 380 000.00	14 724 658.00
30	500 000.00	0.00	0.00	0.00	0.00	156 000.00
40	0.00	575 960.00	9 010 000.00	0.00	1 240 000.00	7 878 574.00
50	24 500 000.00	7 566 000.00	7 626 358.00	25 801 500.00	13 140 000.00	6 690 084.00
60	0.00	22 000.00	0.00	0.00	0.00	0.00
70	0.00	0.00	0.00	0.00	0.00	0.00
80	0.00	2 000.00	0.00	0.00	0.00	0.00
90	0.00	20 000.00	0.00	0.00	0.00	0.00
100	0.00	22 000.00	0.00	0.00	0.00	0.00
110	0.00	2 000.00	0.00	0.00	0.00	0.00
120	0.00	20 000.00	0.00	0.00	0.00	0.00
130	0.00	0.00	0.00	0.00	0.00	0.00
140	0.00	20 000.00	0.00	0.00	0.00	0.00
150	0.00	0.00	0.00	0.00	0.00	0.00
160	0.00	0.00	0.00	0.00	0.00	0.00
170	25 000 000.00	8 141 960.00	16 636 358.00	25 801 500.00	14 380 000.00	14 724 658.00
180	0.00	0.00	0.00	0.00	0.00	0.00
190	0.00	0.00	0.00	0.00	0.00	0.00
200	3 654 801.20	2 292 542.00	4 648 601.60	3 618 558.00	2 427 301.79	1 179 865.76
210	4 601 259.00	3 329 700.30	186 000.00	386 345.00	2 251 995.00	1 940 014.88
220	4 881 617.00	1 354 828.00	8 594 006.54	8 981 043.20	9 421 085.68	11 362 165.00
230	753 346.56	201 670.00	0.00	187 375.00	98 209.00	87 723.00
240	0.00	0.00	0.00	0.00	0.00	0.00
250	11 108 976.24	598 512.82	1 474 943.86	12 464 078.89	181 308.53	154 889.36
260	0.00	364 706.88	1 732 806.00	164 099.91	100.00	0.00
270	0.00	0.00	0.00	0.00	0.00	0.00
280	0.00	0.00	0.00	0.00	0.00	0.00

Cipher of the line	Regional branch of the Political Party All-Russia Political Party "UNITED RUSSIA in Kursk Region	Regional branch of the Political Party All-Russia Political Party "UNITED RUSSIA in Leningrad Region	Regional branch of the Political Party All-Russia Political Party "UNITED RUSSIA in Lipetsk Region	Regional branch of the Political Party All-Russia Political Party "UNITED RUSSIA in Magadan Region	Regional branch of the Political Party All-Russia Political Party "UNITED RUSSIA in Moscow Region	Regional branch of the Political Party All-Russia Political Party "UNITED RUSSIA in Murmansk Region
	52	53	54	55	56	57
10	13 400 000.00	28 546 000.00	8 800 000.00	8 700 000.00	28 000 000.00	14 200 000.00
20	13 400 000.00	28 546 000.00	8 800 000.00	8 500 000.00	28 000 000.00	13 100 000.00
30	8 100 000.00	16 350 000.00	0.00	0.00	0.00	4 350 000.00
40	0.00	5 250 000.00	0.00	0.00	0.00	1 950 000.00
50	5 300 000.00	6 946 000.00	8 800 000.00	8 500 000.00	28 000 000.00	6 800 000.00
60	0.00	0.00	0.00	200 000.00	0.00	1 100 000.00
70	0.00	0.00	0.00	0.00	0.00	0.00
80	0.00	0.00	0.00	0.00	0.00	0.00
90	0.00	0.00	0.00	200 000.00	0.00	1 100 000.00
100	0.00	0.00	0.00	200 000.00	0.00	1 100 000.00
110	0.00	0.00	0.00	0.00	0.00	0.00
120	0.00	0.00	0.00	200 000.00	0.00	1 100 000.00
130	0.00	0.00	0.00	0.00	0.00	0.00
140	0.00	0.00	0.00	200 000.00	0.00	1 100 000.00
150	0.00	0.00	0.00	0.00	0.00	0.00
160	0.00	0.00	0.00	0.00	0.00	0.00
170	13 400 000.00	28 546 000.00	8 800 000.00	8 500 000.00	28 000 000.00	13 100 000.00
180	0.00	0.00	0.00	0.00	0.00	0.00
190	0.00	0.00	0.00	0.00	0.00	0.00
200	3 236 006.00	340 960.00	894 376.56	944 307.65	8 304 028.00	6 125 100.96
210	785 931.80	58 500.00	0.00	356 089.98	874 052.50	1 642 140.63
220	6 270 438.62	21 066 559.49	826 605.10	6 231 631.43	6 306 463.54	3 890 328.72
230	20 000.00	6 761 000.00	343 500.00	0.00	811 690.36	100 000.00
240	200 000.00	0.00	67 850.00	0.00	0.00	0.00
250	2 872 923.58	226 910.00	6 667 668.34	967 970.94	8 728 020.00	1 106 429.69
260	14 700.00	92 070.51	0.00	0.00	2 975 745.60	236 000.00
270	0.00	0.00	0.00	0.00	0.00	0.00
280	0.00	0.00	0.00	0.00	0.00	0.00

Cipher of the line	Regional branch of the Political Party All-Russia Political Party "UNITED RUSSIA in Nizhni Novgorod Region	Regional branch of the Political Party All-Russia Political Party "UNITED RUSSIA in Novgorod Region	Regional branch of the Political Party All-Russia Political Party "UNITED RUSSIA in Novosibirsk Region	Regional branch of the Political Party All-Russia Political Party "UNITED RUSSIA in Omsk Region	Regional branch of the Political Party All-Russia Political Party "UNITED RUSSIA in Orenburg Region	Regional branch of the Political Party All-Russia Political Party "UNITED RUSSIA in Orel Region
	58	59	60	61	62	63
10	42 812 000.00	8 822 000.00	26 672 520.00	33 232 300.00	21 300 000.00	5 000 000.00
20	41 772 000.00	8 822 000.00	26 632 520.00	27 931 800.00	21 300 000.00	5 000 000.00
30	5 000 000.00	0.00	24 000 000.00	7 000 000.00	200 000.00	5 000 000.00
40	0.00	1 220 000.00	782 000.00	1 820 000.00	2 100 000.00	0.00
50	36 772 000.00	7 602 000.00	1 850 520.00	19 111 800.00	19 000 000.00	0.00
60	1 040 000.00	0.00	40 000.00	5 300 500.00	0.00	0.00
70	0.00	0.00	0.00	0.00	0.00	0.00
80	0.00	0.00	0.00	399 000.00	0.00	0.00
90	1 040 000.00	0.00	40 000.00	4 901 500.00	0.00	0.00
100	1 040 000.00	0.00	753 542.20	5 300 500.00	2 300 000.00	0.00
110	0.00	0.00	0.00	0.00	0.00	0.00
120	1 040 000.00	0.00	40 000.00	5 300 500.00	0.00	0.00
130	0.00	0.00	0.00	399 000.00	0.00	0.00
140	1 040 000.00	0.00	40 000.00	4 901 500.00	0.00	0.00
150	0.00	0.00	0.00	0.00	0.00	0.00
160	0.00	0.00	713 542.20	0.00	2 300 000.00	0.00
170	41 772 000.00	8 822 000.00	25 918 977.80	27 931 800.00	19 000 000.00	5 000 000.00
180	0.00	0.00	0.00	0.00	0.00	0.00
190	0.00	0.00	0.00	0.00	0.00	0.00
200	6 743 810.00	2 882 549.23	3 632 491.80	6 851 430.54	3 268 809.85	11 699.70
210	3 846 224.40	521 255.20	1 765 400.00	0.00	2 417 024.14	0.00
220	8 676 568.67	2 501 583.20	19 152 086.00	13 723 696.00	10 180 035.59	4 828 300.30
230	164 828.42	23 200.00	0.00	2 767 400.00	993 373.48	0.00
240	4 800 000.00	2 240 000.00	1 369 000.00	0.00	0.00	0.00
250	16 681 200.00	653 412.37	0.00	4 471 875.35	2 140 756.94	0.00
260	859 368.51	0.00	0.00	117 398.11	0.00	160 000.00
270	0.00	0.00	0.00	0.00	0.00	0.00
280	0.00	0.00	0.00	0.00	0.00	0.00



Cipher of the line	Regional branch of the Political Party All-Russia Political Party "UNITED RUSSIA in Penza Region	Regional branch of the Political Party All-Russia Political Party "UNITED RUSSIA in Pskov Region	Regional branch of the Political Party All-Russia Political Party "UNITED RUSSIA in Rostov Region	Regional branch of the Political Party All-Russia Political Party "UNITED RUSSIA in Ryazan Region	Regional branch of the Political Party All-Russia Political Party "UNITED RUSSIA in Samara Region	Regional branch of the Political Party All-Russia Political Party "UNITED RUSSIA in Saratov Region
	64	65	66	67	68	69
10	10 704 057.68	7 177 191.23	44 831 800.00	22 320 000.00	20 000 000.00	41 250 000.00
20	10 704 057.68	6 277 191.23	34 741 500.00	22 320 000.00	20 000 000.00	41 250 000.00
30	5 000 000.00	2 612 191.23	0.00	2 600 000.00	0.00	13 750 000.00
40	0.00	0.00	4 700 500.00	0.00	0.00	0.00
50	5 704 057.68	3 665 000.00	30 041 000.00	19 720 000.00	20 000 000.00	27 500 000.00
60	0.00	900 000.00	10 090 300.00	0.00	0.00	0.00
70	0.00	0.00	0.00	0.00	0.00	0.00
80	0.00	0.00	3 742 300.00	0.00	0.00	0.00
90	0.00	900 000.00	6 348 000.00	0.00	0.00	0.00
100	0.00	900 000.00	10 145 300.00	1 500 000.00	0.00	0.00
110	0.00	0.00	454 300.00	0.00	0.00	0.00
120	0.00	900 000.00	9 636 000.00	0.00	0.00	0.00
130	0.00	0.00	1 038 000.00	0.00	0.00	0.00
140	0.00	900 000.00	6 348 000.00	0.00	0.00	0.00
150	0.00	0.00	2 250 000.00	0.00	0.00	0.00
160	0.00	0.00	55 000.00	1 500 000.00	0.00	0.00
170	10 704 057.68	6 277 191.23	34 686 500.00	20 820 000.00	20 000 000.00	39 023 632.00
180	0.00	0.00	0.00	0.00	0.00	0.00
190	0.00	0.00	0.00	0.00	0.00	0.00
200	1 574 400.00	885 462.82	9 109 209.00	6 615 754.50	4 034 445.12	3 754 233.00
210	950 239.10	571 121.45	3 192 498.00	1 503 345.77	176 242.60	980 415.00
220	5 514 221.94	4 820 606.96	14 797 834.60	8 865 988.40	4 179 041.10	11 735 045.00
230	162 000.00	0.00	2 114 137.30	115 204.60	8 000.00	987 939.00
240	0.00	0.00	0.00	0.00	0.00	8 000 000.00
250	2 503 196.64	0.00	1 282 541.48	1 775 134.00	11 583 671.18	11 505 800.00
260	0.00	0.00	4 190 279.62	1 944 572.73	18 600.00	2 060 200.00
270	0.00	0.00	0.00	0.00	0.00	2 226 368.00
280	0.00	0.00	0.00	0.00	0.00	0.00

Cipher of the line	Regional branch of the Political Party All-Russia Political Party "UNITED RUSSIA in Sakhalin Region	Regional branch of the Political Party All-Russia Political Party "UNITED RUSSIA in Sverdlovsk Region	Regional branch of the Political Party All-Russia Political Party "UNITED RUSSIA in Smolensk Region	Regional branch of the Political Party All-Russia Political Party "UNITED RUSSIA in Tambov Region	Regional branch of the Political Party All-Russia Political Party "UNITED RUSSIA in Tver Region	Regional branch of the Political Party All-Russia Political Party "UNITED RUSSIA in Tomsk Region
	70	71	72	73	74	75
10	7 000 000.00	52 665 184.29	17 500 000.00	13 230 000.00	21 243 778.00	6 000 000.00
20	7 000 000.00	44 876 884.29	17 500 000.00	13 230 000.00	21 243 778.00	6 000 000.00
30	0.00	2 284.29	11 500 000.00	200 000.00	900 000.00	1 000 000.00
40	7 000 000.00	2 830 000.00	0.00	13 030 000.00	0.00	0.00
50	0.00	42 044 600.00	6 000 000.00	0.00	20 343 778.00	5 000 000.00
60	0.00	7 788 300.00	0.00	0.00	0.00	0.00
70	0.00	0.00	0.00	0.00	0.00	0.00
80	0.00	630 000.00	0.00	0.00	0.00	0.00
90	0.00	7 158 300.00	0.00	0.00	0.00	0.00
100	0.00	7 788 300.00	0.00	0.00	0.00	0.00
110	0.00	0.00	0.00	0.00	0.00	0.00
120	0.00	7 788 300.00	0.00	0.00	0.00	0.00
130	0.00	630 000.00	0.00	0.00	0.00	0.00
140	0.00	7 158 300.00	0.00	0.00	0.00	0.00
150	0.00	0.00	0.00	0.00	0.00	0.00
160	0.00	0.00	0.00	0.00	0.00	0.00
170	7 000 000.00	44 876 884.29	17 500 000.00	13 230 000.00	21 243 778.00	6 000 000.00
180	0.00	0.00	0.00	0.00	0.00	0.00
190	0.00	0.00	0.00	0.00	0.00	0.00
200	2 936 110.14	14 601 831.35	5 475 024.00	1 442 832.00	4 724 592.59	1 596 623.56
210	784 212.00	5 814 472.12	571 492.25	537 200.94	2 516 505.46	507 325.00
220	2 749 430.40	11 136 638.20	8 412 452.39	10 958 261.54	13 599 059.31	2 017 686.55
230	0.00	0.00	185 393.00	81 450.00	66 400.00	0.00
240	0.00	578 741.94	0.00	0.00	0.00	0.00
250	465 640.46	12 739 416.39	2 341 047.00	0.00	44 000.00	1 753 184.09
260	64 607.00	5 784.29	514 591.36	210 255.52	293 220.64	125 180.80
270	0.00	0.00	0.00	0.00	0.00	0.00
280	0.00	0.00	0.00	0.00	0.00	0.00

Cipher of the line	Regional branch of the Political Party All-Russia Political Party "UNITED RUSSIA in Tula Region	Regional branch of the Political Party All-Russia Political Party "UNITED RUSSIA in Tyumen Region	Regional branch of the Political Party All-Russia Political Party "UNITED RUSSIA in Ulyanovsk Region	Regional branch of the Political Party All-Russia Political Party "UNITED RUSSIA in Chelyabinsk Region	Regional branch of the Political Party All-Russia Political Party "UNITED RUSSIA in Yaroslavl Region	Regional branch of the Political Party All-Russia Political Party "UNITED RUSSIA in Moscow City
	76	77	78	79	80	81
10	21 818 726.00	4 384 323.93	23 536 000.00	52 147 400.00	27 500 000.00	37 000 000.00
20	20 871 926.00	4 384 323.93	23 536 000.00	52 147 400.00	27 500 000.00	37 000 000.00
30	12 000 000.00	2 384 323.93	3 150 000.00	0.00	1 000 000.00	10 000 000.00
40	3 801 926.00	0.00	1 486 000.00	47 400.00	1 500 000.00	0.00
50	5 070 000.00	2 000 000.00	18 900 000.00	52 100 000.00	25 000 000.00	27 000 000.00
60	946 800.00	0.00	0.00	0.00	0.00	0.00
70	0.00	0.00	0.00	0.00	0.00	0.00
80	194 000.00	0.00	0.00	0.00	0.00	0.00
90	752 800.00	0.00	0.00	0.00	0.00	0.00
100	946 813.00	0.00	0.00	0.00	0.00	0.00
110	44 000.00	0.00	0.00	0.00	0.00	0.00
120	902 800.00	0.00	0.00	0.00	0.00	0.00
130	150 000.00	0.00	0.00	0.00	0.00	0.00
140	752 800.00	0.00	0.00	0.00	0.00	0.00
150	0.00	0.00	0.00	0.00	0.00	0.00
160	13.00	0.00	0.00	0.00	0.00	0.00
170	20 871 913.00	4 384 323.93	23 536 000.00	52 147 400.00	27 500 000.00	37 000 000.00
180	0.00	0.00	0.00	0.00	0.00	0.00
190	0.00	0.00	0.00	0.00	0.00	0.00
200	9 161 091.50	482 092.00	4 423 503.16	11 548 343.12	5 620 525.92	0.00
210	1 427 508.51	747 136.96	636 423.50	5 611 460.00	1 641 058.30	0.00
220	9 030 251.80	3 058 412.89	17 602 525.70	24 708 857.32	8 421 252.90	36 728 312.51
230	18 000.00	6 500.00	173 831.53	10 000.00	637 803.90	150 000.00
240	0.00	0.00	0.00	0.00	0.00	0.00
250	93 646.46	90 182.08	0.00	6 808 060.00	10 954 713.68	0.00
260	1 141 414.73	0.00	699 716.11	3 460 679.56	224 645.30	121 687.49
270	0.00	0.00	0.00	0.00	0.00	0.00
280	0.00	0.00	0.00	0.00	0.00	0.00

Cipher of the line	Regional branch of the Political Party All-Russia Political Party "UNITED RUSSIA in Saint- Petersburg City	Regional branch of the Political Party All-Russia Political Party "UNITED RUSSIA in Jewish Autonomous Region	Regional branch of the Political Party All-Russia Political Party "UNITED RUSSIA in Nenets Autonomous area	Regional branch of the Political Party All-Russia Political Party "UNITED RUSSIA in Khanty- Mansi Autonomous area	Regional branch of the Political Party All-Russia Political Party "UNITED RUSSIA in Chukot Autonomous area	Regional branch of the Political Party All-Russia Political Party "UNITED RUSSIA in Yamalo- Nenetski Autonomous area
	82	83	84	85	86	87
10	48 500 000.00	257 905.63	705 000.00	17 870 000.00	3 631 425.89	3 500 000.00
20	48 500 000.00	257 905.63	705 000.00	16 370 000.00	3 631 425.89	3 500 000.00
30	0.00	0.00	0.00	0.00	0.00	3 500 000.00
40	0.00	257 905.63	705 000.00	8 000 000.00	0.00	0.00
50	48 500 000.00	0.00	0.00	8 370 000.00	3 631 425.89	0.00
60	0.00	0.00	0.00	1 500 000.00	0.00	0.00
70	0.00	0.00	0.00	0.00	0.00	0.00
80	0.00	0.00	0.00	1 500 000.00	0.00	0.00
90	0.00	0.00	0.00	0.00	0.00	0.00
100	0.00	0.00	0.00	1 500 000.00	0.00	0.00
110	0.00	0.00	0.00	0.00	0.00	0.00
120	0.00	0.00	0.00	1 500 000.00	0.00	0.00
130	0.00	0.00	0.00	1 500 000.00	0.00	0.00
140	0.00	0.00	0.00	0.00	0.00	0.00
150	0.00	0.00	0.00	0.00	0.00	0.00
160	0.00	0.00	0.00	0.00	0.00	0.00
170	48 500 000.00	257 905.63	705 000.00	16 370 000.00	3 631 425.89	3 500 000.00
180	0.00	0.00	0.00	0.00	0.00	0.00
190	0.00	0.00	0.00	0.00	0.00	0.00
200	28 032 015.60	33 564.51	0.00	2 374 387.10	1 433 857.00	0.00
210	1 402 283.88	0.00	0.00	264 720.00	211 909.12	0.00
220	8 661 257.00	224 341.12	703 875.60	11 189 450.50	1 340 400.06	3 378 563.44
230	0.00	0.00	0.00	0.00	0.00	0.00
240	0.00	0.00	0.00	0.00	0.00	121 436.56
250	10 404 443.52	0.00	1 124.40	16 019.98	339 239.71	0.00
260	0.00	0.00	0.00	2 525 422.42	306 020.00	0.00
270	0.00	0.00	0.00	0.00	0.00	0.00
280	0.00	0.00	0.00	0.00	0.00	0.00

## Appendix № 8 to the EXECUTIVE SUMMARY

**For information on the flow of funds to the election funds**  
**All-Russia Political Party "RIGHT CAUSE", its regional branches and the expenditure**  
**of these funds (in rubles)**

The line of the financial report		Cipher of the line	Total for the political party, in view of its regional offices	All-Russia Political Party "RIGHT CAUSE"
1		2	3	4
<b>1</b>	<b>Received funds to the electoral fund , total</b>	<b>10</b>	<b>356 199 380.00</b>	<b>351 726 400.00</b>
	including			
1.1	Received funds in established procedure for the formation of the election fund	20	355 737 980.00	351 565 000.00
	among them			
1.1.1	Own funds of the political party / Own funds of a regional branch of the political party	30	350 112 100.00	350 000 000.00
1.1.2	Voluntary donations of citizens	40	2 372 880.00	1 012 000.00
1.1.3	Voluntary donations of legal entities	50	3 253 000.00	553 000.00
1.2	Received by the election fund of funds, subject to Part 2, Article 4 and 7. 64 of the Federal Law of 18.05.2005 № 51-FZ	60	300 000.00	0.00
	among them			
1.2.1	Own funds of the political party / Own funds of a regional branch of the political party	70	0.00	0.00
1.2.2	Funds of citizen	80	100 000.00	0.00
1.2.3	Funds of legal entities	90	200 000.00	0.00
<b>2</b>	<b>Returned funds from the election fund, total</b>	<b>100</b>	<b>315 426 000.00</b>	<b>315 123 000.00</b>
	including			
2.1	Transferred to the budget	110	0.00	0.00
2.2	Returned to the donations of the funds transferred in violation of the established order	120	423 000.00	123 000.00
	among them			
2.2.1	Citizens who are prohibited from donating or does not have the required information in the payment document	130	100 000.00	0.00
2.2.2	Legal entities who are prohibited from donating or does not have the required information in the payment document	140	212 000.00	12 000.00
2.2.3	Funds that exceed the size limit of donations	150	111 000.00	111 000.00
2.3	Returned to the donations of the funds transferred in violation of the established order	160	315 000 000.00	315 000 000.00
<b>3</b>	<b>Expended funds, total</b>	<b>170</b>	<b>40 775 602.00</b>	<b>36 602 622.00</b>
	including			
3.1	To organize the collection of signatures	180	600 000.00	600 000.00
3.1.1	Among them, the remuneration of persons engaged for the collection of signatures	190	0.00	0.00
3.2	For payment campaign through television and radio broadcasting organization	200	6 877 490.00	4 595 810.00
3.3	For payment campaign through the editorial offices of periodicals	210	756 840.00	543 640.00
3.4	On the production and distribution of printed and other promotional materials	220	2 303 656.00	1 215 720.00
3.5	For payment hold a public events	230	45 000.00	0.00
3.6	For payment of works (services) the nature of the information and consultation	240	29 246 000.00	29 246 000.00
3.7	For payment other works (services) performed (rendered) legal entities or citizens of the Russian Federation on contracts	250	543 004.00	5 090.00
3.8	For payment for other expenses directly related to the conduct of the election campaign	260	403 612.00	396 362.00
<b>4</b>	<b>Distributed unspent balance of the fund in proportion listed in the electoral fund of funds</b>	<b>270</b>	<b>0.00</b>	<b>0.00</b>
<b>5</b>	<b>The balance of the fund as of the date of delivery of the report (certified bank statement)</b> (page 280 = page 10 - page 100 - page 170 - page 270)	<b>280</b>	<b>788.00</b>	<b>788.00</b>

Cipher of the line	Regional branch of the All-Russia Political Party "RIGHT CAUSE" in Kabardino- Balkarian Republic	Regional branch of the All-Russia Political Party "RIGHT CAUSE" in Krasnoyarsk Territory	Regional branch of the All-Russia Political Party "RIGHT CAUSE" in Kurgan Region	Regional branch of the All-Russia Political Party "RIGHT CAUSE" in Rostov Region	Regional branch of the All-Russia Political Party "RIGHT CAUSE" in Sverdlovsk Region	Regional branch of the All-Russia Political Party "RIGHT CAUSE" in Saint-Petersburg City
	5	6	7	8	9	10
10	242 100.00	0.00	286 000.00	1 200 000.00	2 314 880.00	430 000.00
20	242 100.00	0.00	286 000.00	900 000.00	2 314 880.00	430 000.00
30	112 100.00	0.00	0.00	0.00	0.00	0.00
40	130 000.00	0.00	286 000.00	500 000.00	14 880.00	430 000.00
50	0.00	0.00	0.00	400 000.00	2 300 000.00	0.00
60	0.00	0.00	0.00	300 000.00	0.00	0.00
70	0.00	0.00	0.00	0.00	0.00	0.00
80	0.00	0.00	0.00	100 000.00	0.00	0.00
90	0.00	0.00	0.00	200 000.00	0.00	0.00
100	0.00	0.00	0.00	300 000.00	0.00	0.00
110	0.00	0.00	0.00	0.00	0.00	0.00
120	0.00	0.00	0.00	300 000.00	0.00	0.00
130	0.00	0.00	0.00	100 000.00	0.00	0.00
140	0.00	0.00	0.00	200 000.00	0.00	0.00
150	0.00	0.00	0.00	0.00	0.00	0.00
160	0.00	0.00	0.00	0.00	0.00	0.00
170	242 100.00	0.00	286 000.00	900 000.00	2 314 880.00	430 000.00
180	0.00	0.00	0.00	0.00	0.00	0.00
190	0.00	0.00	0.00	0.00	0.00	0.00
200	0.00	0.00	0.00	0.00	2 281 680.00	0.00
210	0.00	0.00	0.00	0.00	33 200.00	180 000.00
220	239 850.00	0.00	286 000.00	562 086.00	0.00	0.00
230	0.00	0.00	0.00	0.00	0.00	45 000.00
240	0.00	0.00	0.00	0.00	0.00	0.00
250	0.00	0.00	0.00	337 914.00	0.00	200 000.00
260	2 250.00	0.00	0.00	0.00	0.00	5 000.00
270	0.00	0.00	0.00	0.00	0.00	0.00
280	0.00	0.00	0.00	0.00	0.00	0.00



## Appendix No. 9 to the EXECUTIVE SUMMARY

**Information about the receipt of funds into electoral funds of political parties,  
political parties regional branches according to established procedure  
(internal funds, donation of citizens and juridical persons)**

No. in sequ ence	The name of the political party	Moneys received for the electoral funds` generation, RUB	Total internal funds, total amount, RUB	Internal funds element of the total revenues amount into electoral funds, %	Donation of citizens, total amount, RUB	Citizens` donation element of the total revenues amount into electoral funds, %	Donation of juridical persons, total amount, RUB	Juridical persons` means of the total revenues amount into electoral funds, %
1	Political Party "FAIR RUSSIA"	721 057 060.36	231 598 234.09	32.12	165 962 560.85	23.02	323 496 265.42	44.86
2	Political Party "Liberal-democratic party of Russia"	739 087 815.43	323 644 915.48	43.79	28 359 859.97	3.84	387 083 039.98	52.37
3	Political Party "PATRIOTS of RUSSIA"	22 090 224.00	18 177 950.00	82.29	3 267 474.00	14.79	612 800.00	2.77
4	Political Party "Communist party of the Russian Federation"	291 827 035.00	125 664 740.00	43.06	44 306 295.00	15.18	121 856 000.00	41.76
5	Political Party "Russian United Democratic Party "YABLOKO"	169 504 006.76	119 446 706.76	70.47	57 300.00	0.03	50 000 000.00	29.50
6	All-Russia Political Party "UNITED RUSSIA"	2 102 336 007.81	604 377 971.06	28.75	151 055 334.98	7.19	1 346 902 701.77	64.07
7	All-Russia Political Party "RIGHT CAUSE"	355 737 980.00	350 112 100.00	98.42	2 372 880.00	0.67	3 253 000.00	0.91

*Appendix No. 10 to the EXECUTIVE SUMMARY***Information about the receipt of funds exceeding 400 thousand RUB into electoral funds of political parties from juridical persons**

No. in sequence	The name of the political party	The name of the juridical person	Amount, RUB.
1	Political Party	LLC "MagStroj"	24 500 000,00
2	"Liberal-democratic party of Russia"	LLC "Metallstrojkompleks"	24 500 000,00
3		LLC "UralPromStroj"	24 500 000,00
4		LLC "MetallJekspoCentr"	24 500 000,00
5		LLC "Gifest"	24 500 000,00
6		LLC "ODION grupp"	24 500 000,00
7		LLC "SbytCvetMet"	24 500 000,00
8		LLC "IK "GALAKTIKA"	24 500 000,00
9		LLC "Vertikal"	24 500 000,00
10		LLC "Jelektropromrezerv"	24 500 000,00
11		Limited responsibility society "Kedr"	24 500 000,00
12		LLC "TehTorgGrupp"	24 500 000,00
13		LLC "UralTehProm"	24 500 000,00
14		LLC "Urals company specialized preparation of technik"	24 500 000,00
	<b>Political Party "Liberal-democratic party of Russia"</b>	<b>TOTAL</b>	<b>343 000 000,00</b>
15	All-Russia Political Party "UNITED RUSSIA"	The Ryazan regional social supporting fund of the All-Russia Political Party "UNITED RUSSIA"	12 000 000,00
16		The Ryazan regional social supporting fund of the All-Russia Political Party "UNITED RUSSIA"	14 500 000,00
17		The Kemerovo regional social supporting fund of the All-Russia Political Party "UNITED RUSSIA"	15 000 000,00
18		The Kaluga regional social supporting fund of the All-Russia Political Party "UNITED RUSSIA"	10 000 000,00
19		The Chukot regional social supporting fund of the All-Russia Political Party "UNITED RUSSIA"	14 600 000,00
20		The Novgorod regional social supporting fund of the All-Russia Political Party "UNITED RUSSIA"	20 000 000,00
21		Supporting fund of the Party "UNITED RUSSIA"	24 000 000,00
22		The Kabardino-Balkarian regional social supporting fund of the All-Russia Political Party "UNITED RUSSIA"	20 000 000,00
23		The Tyumen regional social supporting fund of the All-Russia Political Party "UNITED RUSSIA"	20 000 000,00
24		The Kostroma regional social supporting fund of the All-Russia Political Party "UNITED RUSSIA"	20 000 000,00
25		The Samara regional social supporting fund of the All-Russia Political Party "UNITED RUSSIA"	20 000 000,00

No. in sequence	The name of the political party	The name of the juridical person	Amount, RUB.
26		The Karelian regional social supporting fund of the All-Russia Political Party "UNITED RUSSIA"	15 000 000,00
27		The Saint-Petersburg regional social supporting fund of the All-Russia Political Party "UNITED RUSSIA"	20 000 000,00
28		The Orenburg regional social supporting fund of the All-Russia Political Party "UNITED RUSSIA"	20 000 000,00
29		The Komi regional social supporting fund of the All-Russia Political Party "UNITED RUSSIA"	20 000 000,00
	<b>All-Russia Political Party "UNITED RUSSIA"</b>	<b>TOTAL</b>	<b>265 100 000,00</b>
30	Political Party "FAIR RUSSIA"	LLC "PromStrojTorg"	18 681 000,00
31		LLC "NORDIS"	16 367 160,00
32		LLC "ShARMI"	9 400 000,00
33		LLC "Variant"	14 500 000,00
34		LLC "INKOTEKS"	5 800 000,00
35		LLC "Kantek"	9 700 000,00
36		Political parties` supporting fund "PUBLIC CONSENT"	24 500 000,0
37		Political parties` supporting fund "RIGHTFUL STATEHOOD"	14 500 000,00
38		Political parties` supporting fund "Choice"	4 500 000,00
39		Political parties` supporting fund "FOR DECENT LIFE"	8 600 000,00
40		Political parties` supporting fund "My country"	8 900 000,00
41		Political parties` supporting fund "POPULAR INITIATIVE"	10 000 000,00
42		Political parties` supporting fund "SOCIUM"	9 500 000,00
43		Political parties` supporting fund "INITIATIVE"	24 500 000,00
	<b>Political Party "FAIR RUSSIA"</b>	<b>TOTAL</b>	<b>179 448 160,00</b>
44	Political Party "Communist party of the Russian Federation"	Agricultural production cooperative кооператив "HUZANGAEVSKIJ"	600 000,00
45		The Kursk regional social fund " IN FAVOR OF REVIVAL"	500 000,00
46		LLC "Oniks"	23 995 000,00
47		LLC "StrojMonolitInzhiniring"	23 500 000,00
48		LLC "SMU-43"	3 500 000,00
49		LLC "Studija "Prizma"	3 000 000,00
50		LLC "PROLING"	2 000 000,00
51		LLC "Leks"	14 200 000,00
52		LLC "GlavKommerc"	2 649 000,00
53		LLC "Resta Kontrakt"	7 800 000,00
54		LLC "Arden"	18 500 000,00
55		LLC "JeLEKTROTREJD"	1 650 000,00
56		LLC "FORLAJN"	9 351 000,00

No. in sequence	The name of the political party	The name of the juridical person	Amount, RUB.
57		LLC "Company " ORPHEUSES "	2 733 736,00
58		LLC "Profit"	2 266 264,00
	<b>Political Party "Communist party of the Russian Federation"</b>	<b>TOTAL</b>	<b>116 245 000,00</b>
59	Political Party "Russian United Democratic Party "YABLOKO"	Regional social entity for the support of small businesses entrepreneurs "PROTECTION"	8 500 000,00
60		Regional social entity for the support of socially underserved people "LINE"	9 200 000,00
61		Regional social entity "Assistance in preservation of Slavic written records"	9 800 000,00
62		Regional social entity "Bankers` alliance "	10 800 000,00
63		Regional social entity " Assistance in International Living "	11 700 000,00
	<b>Political Party "Russian United Democratic Party "YABLOKO"</b>	<b>TOTAL</b>	<b>50 000 000,00</b>
<b>TOTAL AMOUNT</b>			<b>973 793 160,00</b>

*Appendix No. 11 to the EXECUTIVE SUMMARY***Information about the receipt of funds into electoral funds of political parties from non-commercial organizations**

No. in sequence	The name of the political party	The name of the juridical person	Amount, RUB
1	All-Russia Political Party "UNITED RUSSIA"	The Ryazan regional social supporting fund of the All-Russia Political Party "UNITED RUSSIA"	12 000 000,00
2		The Bryansk regional social supporting fund of the All-Russia Political Party "UNITED RUSSIA"	14 500 000,00
3		The Kemerovo regional social supporting fund of the All-Russia Political Party "UNITED RUSSIA"	15 000 000,00
4		The Kaluga regional social supporting fund of the All-Russia Political Party "UNITED RUSSIA"	10 000 000,00
5		The Chukot regional social supporting fund of the All-Russia Political Party "UNITED RUSSIA"	14 600 000,00
6		The Novgorod regional social supporting fund of the All-Russia Political Party "UNITED RUSSIA"	20 000 000,00
7		Supporting fund of the Party "UNITED RUSSIA"	24 000 000,00
8		The Kabardino-Balkarian regional social supporting fund of the All-Russia Political Party "UNITED RUSSIA"	20 000 000,00
9		The Tyumen regional social supporting fund of the All-Russia Political Party "UNITED RUSSIA"	20 000 000,00
10		The Kostroma regional social supporting fund of the All-Russia Political Party "UNITED RUSSIA"	20 000 000,00
11		The Samara regional social supporting fund of the All-Russia Political Party "UNITED RUSSIA"	20 000 000,00
12		The Karelian regional social supporting fund of the All-Russia Political Party "UNITED RUSSIA"	15 000 000,00
13		The Saint-Petersburg regional social supporting fund of the All-Russia Political Party "UNITED RUSSIA"	20 000 000,00
14		The Orenburg regional social supporting fund of the All-Russia Political Party "UNITED RUSSIA"	20 000 000,00
15		The Komi regional social supporting fund of the All-Russia Political Party "UNITED RUSSIA"	20 000 000,00
	<b>All-Russia Political Party "UNITED RUSSIA"</b>	<b>TOTAL</b>	<b>265 100 000,00</b>
16	Political Party "FAIR RUSSIA"	Political parties` supporting fund "PUBLIC CONSENT"	24 500 000,00
17		Political parties` supporting fund "RIGHTFUL STATEHOOD"	14 500 000,00
18		Political parties` supporting fund "Choice"	4 500 000,00

No. in sequence	The name of the political party	The name of the juridical person	Amount, RUB
19		Political parties` supporting fund " FOR DECENT LIFE "	8 600 000,00
20		Political parties` supporting fund "My country"	8 900 000,00
21		Political parties` supporting fund "POPULAR INITIATIVE"	10 000 000,00
22		Political parties` supporting fund "SOCIUM"	9 500 000,00
23		Political parties` supporting fund " INITIATIVE"	24 500 000,00
	<b>Political Party "FAIR RUSSIA"</b>	<b>TOTAL</b>	<b>105 000 000,00</b>
24	Political Party "Russian United Democratic Party "YABLOKO"	Regional social entity for the support of small businesses entrepreneurs "PROTECTION"	8 500 000,00
25		Regional social entity for the support of socially underserved people "LINE"	9 200 000,00
26		Regional social entity "Assistance in preservation of Slavic written records"	9 800 000,00
27		Regional social entity "Bankers` alliance"	10 800 000,00
28		Regional social entity "Assistance in International Living"	11 700 000,00
	<b>Political Party "Russian United Democratic Party "YABLOKO"</b>	<b>TOTAL</b>	<b>50 000 000,00</b>
29	Political Party "Communist party of the Russian Federation"	Kursk regional social fund of the "In favor of revival"	500 000,00
	<b>Political Party "Communist party the Russian Federation"</b>	<b>TOTAL</b>	<b>500 000,00</b>
30	All-Russia Political Party "RIGHT CAUSE"	All-Russia social entity "Lawyers for rights and decent humant life"	385 000,00
	<b>All-Russia Political Party "RIGHT CAUSE"</b>	<b>TOTAL</b>	<b>385 000,00</b>
<b>TOTAL AMOUNT</b>			<b>420 985 000,00</b>



*Appendix No. 12 to the EXECUTIVE SUMMARY***Information about the expenditure pattern of electoral funds of political parties,  
political parties regional branches**

Main items of expenditure	Amount, RUB.	Part from aggregate expenditure, %
Financial support of the organizational and technical measures directed gathering signatures supporting the candidate list	29 940 814.49	0.74
Pre-election campaigning, total	3 321 460 985.81	81.63
of which:		
In mass media, total	1 706 146 640.23	41.93
of which:		
TV and radio services	1 533 679 956.15	37.69
Periodic printed publication editorial offices	172 466 684.08	4.24
issue and dissemination of propaganda materials (flyers, posters, advertisement panels etc.)	1 575 704 843.91	38.73
Pre-election visibility events` execution (meetings rallies, demonstrations and others)	39 609 501.67	0.97
Payment for consultation exercise and informational work ( information and subscription services)	103 129 060.37	2.53
Payment for other work (services), made (provided) by juridical persons or Russian Federation citizens	510 990 709.87	12.56
Other expenditures directly relating to the election campaigning	103 222 148.76	2.54

*Appendix No. 13 to the EXECUTIVE SUMMARY***Outflow of electoral funds of political parties, which took part in the deployment of Deputy Mandates\***

No. in sequence	The name of the political party	In on election campaigning, RUB.	Votes cast	In on one vote of an elector, RUB.	Number of won mandates	"Cost" of one mandate, RUB.
1	Political Party "FAIR RUSSIA"	717 749 225.37	8 695 522	82.54	64	11 214 831.65
2	Political Party "Liberal-democratic party of Russia"	735 066 400.41	7 664 570	95.90	56	13 126 185.72
3	Political Party "Communist party of the Russian Federation"	291 397 264.08	12 599 507	23.13	92	3 167 361.57
4	All-Russia Political Party "UNITED RUSSIA"	2 092 544 948.70	32 379 135	64.63	238	8 792 205.67

---

\* on a expenditure -plus basis.

## 9.2. Control and audit Services (KRS) at the election commissions

Control and audit services were established at the Central Election Commission of the Russian Federation and 83 election commissions of the subjects of the Russian Federation in accordance with Article 71 of the Federal Law “On the Election of Deputies of the State Duma of the Federal Assembly of the Russian Federation”.

In addition, pursuant to the decision of the Government of the Russian Federation dated June 29, 2011 No 511 “On measures to assist the election commissions in implantation of authorities in the preparation and conduct of election of deputies of the State Duma of the Federal Assembly of the Russian Federation of the sixth convocation and elections of the President of the Russian Federation” public authorities had sent specialists to the control and audit services for interoperability with the election commissions in federal elections.

The structure of control and audit services included members of the election commissions with casting vote, the staff of the Commission as well as employees from the leaders and specialists of governmental and other agencies and institutions, including the Ministry of Internal Affairs of Russia, Ministry of Finance of Russia (including subordinate bodies), the Central Bank of the Russian Federation, the Savings Bank of the Russian Federation and other departments. Control and audit services are managed by vice-chairmen of the relevant election commissions.

Control and audit services in the Russian Federation were attended by about 20 federal bodies of executive power with their territorial offices. The total number of members of services in the election commissions amounted to 1,599 people (44 of them were part of the Supervision and auditing service at the CEC of Russia), including:

- members of the election commissions – 269;
- employees of the offices of the election commissions – 195;
- representatives of the Ministry of Finance of Russia (with subordinate bodies, including the Federal Tax Service of Russia), Federal Financial Monitoring Service, Federal Financial Markets Service of Russia – 239, the Bank of Russia – 68, the Savings Bank of Russia – 102, the Ministry of Justice of Russia – 67, the Federal Security Service of Russia – 99, the Ministry of Internal Affairs -256, the

Federal Migration Service of Russia – 75, and other bodies and institutions – 229.

Control and audit services include 7 deputy heads of federal executive bodies and 109 deputy heads of territorial bodies of federal departments and agencies. Control and audit services at the election commissions of the subjects of the Russian Federation compose from 10 (Karachaevo-Cherkess Republic) to 35 (Orel Region) people.

Information about the composition and number of members of control and audit services at the election commissions are shown on picture 9.1 and in the appendix to chapter 9.

During the election of deputies of the State Duma of the Federal Assembly of the Russian Federation of the sixth convocation control and audit services perform the following tasks:

- control over the sources, the accuracy and the use of cash accounting of election funds of political parties, regional offices of political parties in the election of deputies of the State Duma of the Federal Assembly of the Russian Federation;

- checking of the financial reports of political parties and their regional offices;

- control over the spending of the budget allocated to election commissions;

- participation in monitoring of compliance the political parties, the regional offices of the political parties with the established order of the production and dissemination of the campaign materials;

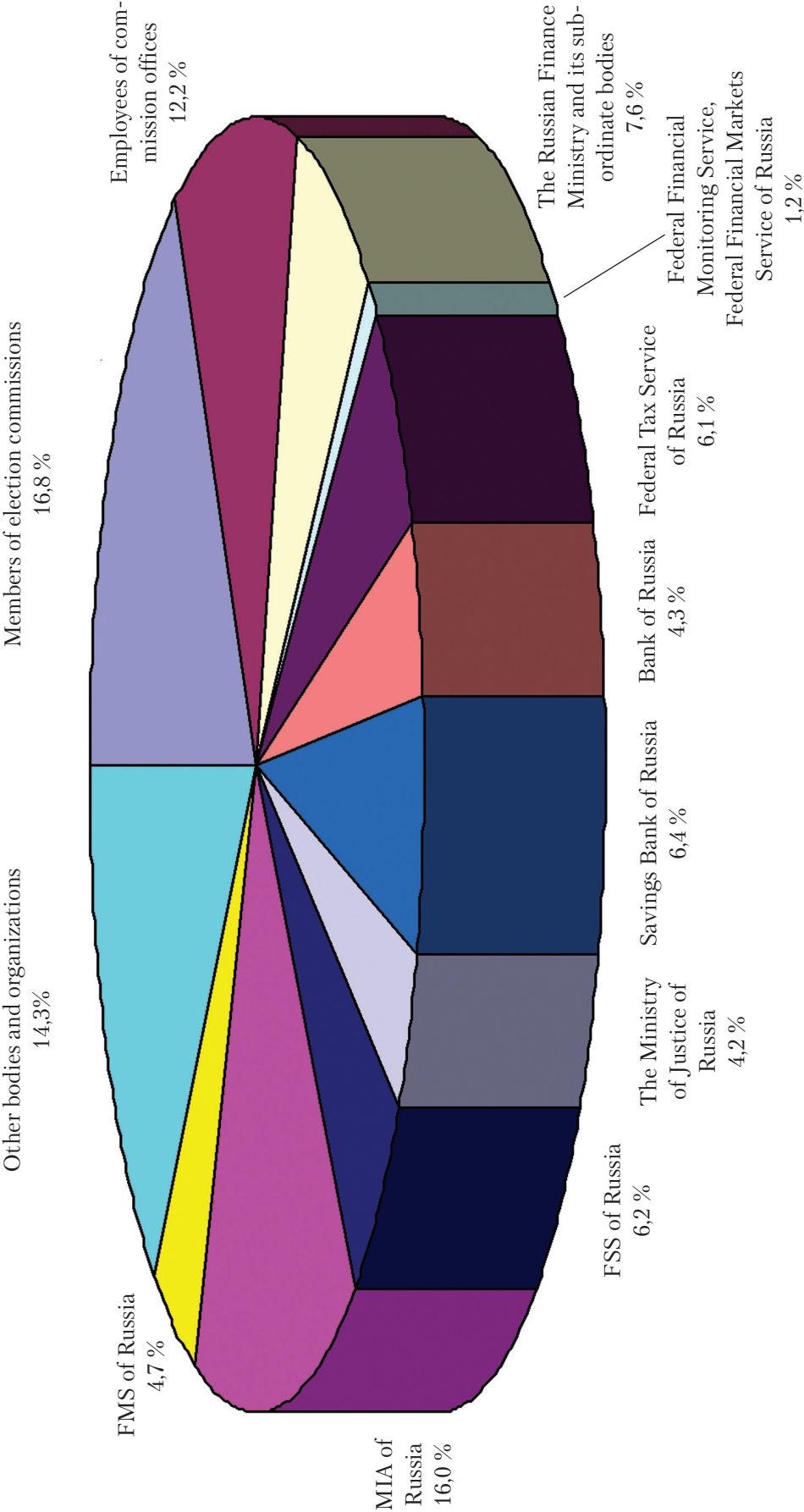
- checking of reliability of the candidates put forward by the political parties to the federal lists, information on property, income and its sources (Supervision and auditing service at the CEC of Russia).

Details of any cases of unreliable data submitted by the candidates are listed in Tables 9.1, 9.2 and summarized on picture 9.2.

CEC of Russia was presented information on the property and income of 3087 candidates put forward to the federal lists by seven political parties.

In order to carry out inspections of any information, control and audit services at the CEC of Russia has deployed more than 100 submissions to the relevant authorities: the Ministry of Internal Affairs of Russia – on unexpunged conviction, the Federal Tax Service of Russia – on the income and property, Federal Education and Science Supervision Service – on education, Ministry of Internal Affairs of Russia, Ministry of Agriculture of Russia, Ministry of Emergencies of Russia, Federal Air Transport Agency – on transport means, Russian State

Composition of Supervision and auditing services at the election commissions



Pic. 9.1

Table 9.1

**Number of candidates for deputy of the State Duma of the Federal Assembly of the Russian Federation of the sixth convocation, who provided untrustworthy information on their property, incomings, shares and other participation in commercial organizations**

Political Parties	Number of candidates in certified lists	Categories of information			Total candidates
		incomings	immovable property	transport facilities	
Political Party "FAIR RUSSIA"	585	135	16	2	146
Political Party "Liberal-democratic party of Russia"	312	38	3	3	42
Political Party "PATRIOTS of RUSSIA"	309	57	20	10	76
Political Party "Communist party of the Russian Federation"	595	94	22	13	117
Political Party "Russian United Democratic Party Party "YABLOKO"	374	75	18	6	91
All-Russia Political Party "UNITED RUSSIA"	599	3	6	0	9
All-Russia Political Party "RIGHT CAUSE"	313	53	28	1	78
<b>Total</b>	<b>3087</b>	<b>455</b>	<b>113</b>	<b>35</b>	<b>559</b>

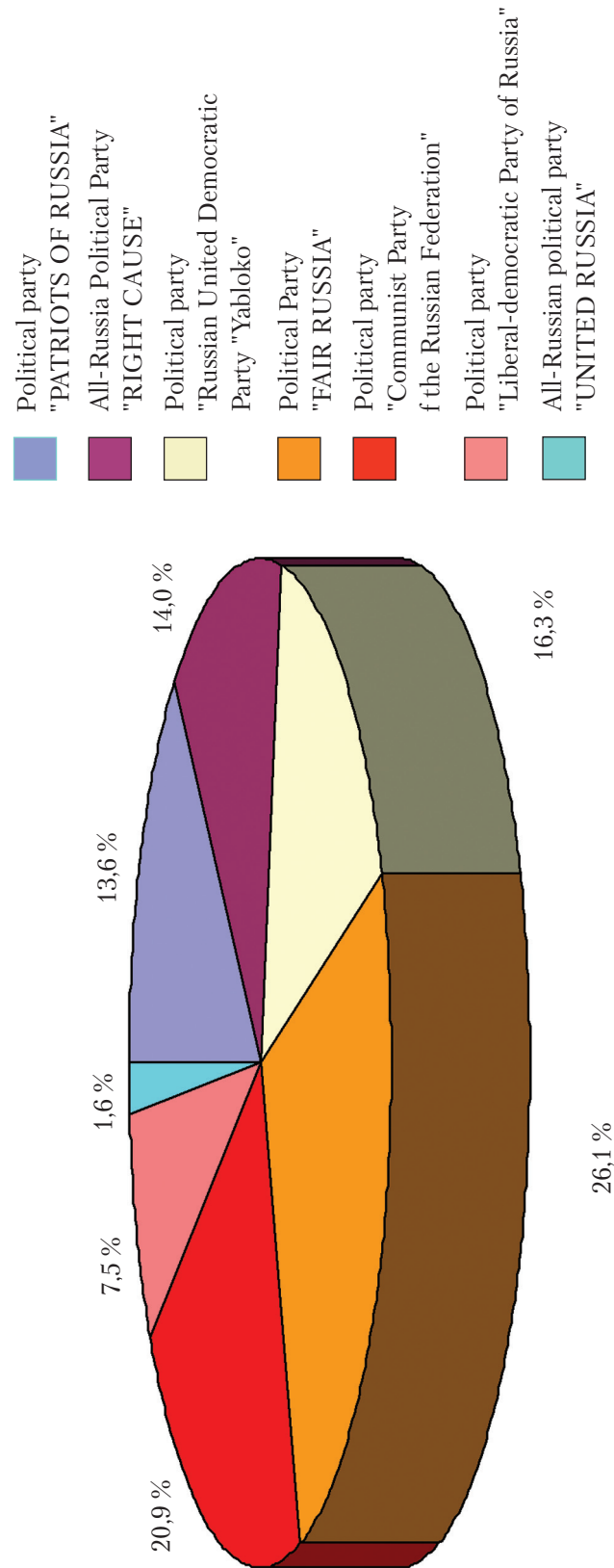
Table 9.2

**Information on the quantity of facts of the unreliability information on own property, incomings, shares and other participation in commercial organizations provided by candidates for deputy of the State Duma of the Federal Assembly of the Russian Federation of the sixth convocation**

Political Parties	State authority, which carried out a check		
	RF Ministry of Internal Affairs, Russian Emergency Ministry (transport facilities)	RF Federal Tax Service (incomings)	Russian State Register (property)
Political Party "FAIR RUSSIA"	4	190	49
Political Party "Liberal-democratic party of Russia"	3	57	4
Political Party "PATRIOTS of RUSSIA"	50	86	72
Political Party "Communist party of the Russian Federation"	21	147	80
Political Party "Russian United Democratic Party "YABLOKO"	6	128	30
All-Russia Political Party "UNITED RUSSIA"	0	9	7
All-Russia Political Party "RIGHT CAUSE"	1	91	66
<b>Total</b>	<b>85</b>	<b>708</b>	<b>308</b>



Ratio of number of candidates, who provided the unreliability information



Pic. 9.2

Register – on real estate, Foreign Ministry of Russia, the Federal Migration Service of Russia – on nationality, FCSM of Russia – on the shares and other securities.

Audit found evidence of submission of false information of all the candidates of seven political parties nominated in federal lists. The minimum number of false data was revealed about the candidates included in the federal list by the political party “UNITED RUSSIA” (9 candidates, 16 revealed facts of uncertainty) and the Political Party “Liberal Democratic Party of Russia” (42 candidates, 64 facts).

A total of 1101 facts of the unreliability of data on property and income in the documents submitted by 559 candidates were revealed.

35 candidates did not identify 85 transport units in the submitted data.

False information on the income was presented by 455 candidates (708 facts). Most of such candidates were on the lists of political parties FAIR RUSSIA – 135 and “Communist Party of the Russian Federation” – 94.

308 facts of unreliability were identified regarding real estate (apartments, land, houses and other property) of the 113 candidates.

Information about the found facts of unreliable information submitted by the candidates is available on website of the CEC of Russia and published in a special news bulletin of the Central Election Commission of the Russian Federation.

**The composition of the Supervision and Auditing Services  
attached to Central election commission of the Russian Federation and to election commissions of the subjects of  
the Russian Federation**

No. in sequence	Election commission	Number of members of the Supervision and Auditing Service (persons *)											Total	Including the Heads of territorial bodies of the federal departments and agencies and their deputies	
		Members of the election commission	Executives of the election commission	State body, institution and their territorial subdivisions											
				Ministry of Finance of the Russian Federation (including thebodies within its jurisdiction,excepting the Federal Tax Service of Russia)	Federal Financial Markets Service of Russia, Federal Service for Fiscal Monitoring	Federal Tax Service of Russia	Bank of Russia	Sberbank of Russia	Ministry of Justice of the Russian Federation	Federal Security Service of the Russian Federation	Ministry of Internal Affairs of the Russian Federation	Federal Migration Service of Russia			Other bodies and organization
1	Central election commission of the Russian Federation	6	6	4	4	2	—	1	—	2	8	3	8	44	7
2	Central election commission of the Adygei Republic	3	3	2	—	1	1	1	—	1	2	1	1	16	—
3	Central election commission of the Bashkortostan Republic	5	1	1	—	1	1	1	1	1	2	1	3	18	8
4	Election commission of the Buriat Republic	3	2	3	—	1	1	2	1	1	3	2	5	24	—
5	Election commission of the Altai Republic	3	2	1	1	1	1	3	1	1	2	1	7	24	3
6	Election commission of the Altai Republic	4	1	1	—	2	1	1	1	1	2	1	2	17	—
7	Election commission of the Ingush Republic	4	1	1	—	1	1	1	1	1	2	1	2	16	1
8	Election commission of the Kabardino-Balkarian Republic	3	3	—	—	1	—	1	1	1	2	1	1	14	—
9	Election commission of the Kalmyk Republic	2	2	1	—	1	—	1	1	1	3	1	7	20	1

No. in sequence	Election commission	Number of members of the Supervision and Auditing Service (persons *)										Total	Including the Heads of territorial bodies of the federal departments and agencies and their deputies		
		Members of the election commission	Executives of the election commission	State body, institution and their territorial subdivisions											
				Ministry of Finance of the Russian Federation (including thebodies within its jurisdiction,excepting the Federal Tax Service of Russia)	Federal Financial Markets Service of Russia, Federal Service for Fiscal Monitoring	Federal Tax Service of Russia	Bank of Russia	Sberbank of Russia	Ministry of Justice of the Russian Federation	Federal Security Service of the Russian Federation	Ministry of Internal Affairs of the Russian Federation			Federal Migration Service of Russia	Other bodies and organization
10	Election commission of the Karachaevo-Cherkess Republic	7	3	—	—	—	—	—	—	—	—	—	—	10	—
11	Central election commission of the Karelian Republic	2	1	1	—	1	1	2	1	1	2	—	4	16	—
12	Election commission of the Komi Republic	2	3	3	—	1	1	1	1	1	1	1	3	18	—
13	Central election commission of the Mari El Republic	4	1	2	—	1	1	1	1	1	4	1	3	20	1
14	Central election commission of the Mordovian Republic	3	2	1	—	1	1	1	1	1	1	1	3	16	1
15	Central election commission of the Yakutian (Sakha) Republic	4	2	2	—	1	1	2	1	1	3	1	7	25	—
16	Central election commission of he North Ossetian Republic – Alania	3	2	1	—	1	1	1	1	1	3	1	5	20	7
17	Central election commission of the Tatarstan Republic	2	2	1	1	1	1	1	1	1	3	1	1	16	2
18	Election commission of the Tyva Republic	5	3	2	—	—	1	1	—	1	1	1	4	19	—
19	Election commission of the Udmurt Republic	1	4	2	—	1	1	2	—	1	3	1	3	19	1
20	Election commission of the Khakass Republic	2	1	2	—	1	2	1	1	1	2	1	2	16	1
21	Election commission of the Chechen Republic	5	3	1	—	1	1	—	—	1	2	—	—	14	—

No. in sequence	Election commission	Number of members of the Supervision and Auditing Service (persons *)											Total	Including the Heads of territorial bodies and their deputies	
		Members of the election commission	Executives of the election commission	State body, institution and their territorial subdivisions											
				Ministry of Finance of the Russian Federation (including thebodies within its jurisdiction,excepting the Federal Tax Service of Russia)	Federal Financial Markets Service of Russia, Federal Service for Fiscal Monitoring	Federal Tax Service of Russia	Bank of Russia	Sberbank of Russia	Ministry of Justice of the Russian Federation	Federal Security Service of the Russian Federation	Ministry of Internal Affairs of the Russian Federation	Federal Migration Service of Russia			Other bodies and organization
22	Central election commission of the Chuvash Republic	2	1	–	–	1	1	1	1	1	3	1	1	13	–
23	Election commission of the Altai Territory	2	2	2	–	1	1	1	–	1	6	1	3	20	3
24	Election commission of the Krasnodar Territory	3	3	2	–	1	1	1	1	1	7	–	1	21	–
25	Election commission of the Krasnoyarsk Territory	4	2	2	–	1	1	1	2	1	4	1	1	20	1
26	Election commission of the Primorski Territory	5	1	–	1	1	1	2	1	1	1	1	3	18	–
27	Election commission of the Stavropol Territory	2	4	0	0	2	0	2	0	2	5	2	10	29	–
28	Election commission of the Khabarovsk Territory	2	1	1	1	1	1	1	1	2	2	–	1	14	–
29	Election commission of the Amur Region	5	1	1	–	2	2	1	1	2	2	1	2	20	3
30	Election commission of the Arkhangelsk Region	1	2	1	1	1	–	1	1	1	3	1	–	13	–
31	Election commission of the Astrakhan Region	7	1	1	–	1	–	1	–	1	6	–	2	20	2
32	Election commission of the Belgorod Region	3	2	1	–	1	1	1	–	1	5	1	3	19	1
33	Election commission of the Bryansk Region	3	1	3	–	1	1	1	–	2	3	1	2	18	2

No. in sequence	Election commission	Number of members of the Supervision and Auditing Service (persons *)											Total	Including the Heads of territorial bodies of the federal departments and agencies and their deputies	
		Members of the election commission	Executives of the election commission	State body, institution and their territorial subdivisions											
				Ministry of Finance of the Russian Federation (including thebodies within its jurisdiction,excepting the Federal Tax Service of Russia)	Federal Financial Markets Service of Russia, Federal Service for Fiscal Monitoring	Federal Tax Service of Russia	Bank of Russia	Sberbank of Russia	Ministry of Justice of the Russian Federation	Federal Security Service of the Russian Federation	Ministry of Internal Affairs of the Russian Federation	Federal Migration Service of Russia			Other bodies and organization
34	Election commission of the Vladimir Region	4	2	2	—	2	1	2	1	1	4	—	2	21	1
35	Election commission of the Volgograd Region	5	4	2	—	2	2	1	1	2	4	2	6	31	5
36	Election commission of the Vologda Region	4	3	3	—	1	1	1	2	1	4	2	6	28	2
37	Election commission of the Voronezh Region	4	3	3	1	1	1	1	1		3	1	4	23	2
38	Election commission of the Ivanovo Region	2	3	2	—	1	1	1	1	1	5		3	20	—
39	Election commission of the Irkutsk Region	3	2	1	1	2	1	1	1	1	3	1	4	21	2
40	Election commission of the Kaliningrad Region	3	2	—	—	1	1	1	—	2	5	1	3	19	—
41	Election commission of the Kaluga Region	2	4	2	—	2	1	1	1	1	2	1	—	17	—
42	Election commission of the Kamchatka Territory	2	1	1	—	1	—	2	1	1	3	1	1	14	4
43	Election commission of the Kemerovo Region	2	2	1	—	1	1	1	1	1	3	1	1	15	2
44	Election commission of the Kirov Region	2	3	2	2	1	1	1	—	1	7	1	2	23	2
45	Election commission of the Kostroma Region	5	3	2	—	1	—	1	1	2	2	—	1	18	1



No. in sequence	Election commission	Number of members of the Supervision and Auditing Service (persons *)											Total	Including the Heads of territorial bodies of the federal departments and agencies and their deputies	
		Members of the election commission	Executives of the election commission	State body, institution and their territorial subdivisions											
				Federation (including thebodies within its jurisdiction,excepting the Federal Tax Service of Russia)	Ministry of Finance of the Russian Federation (including thebodies within its jurisdiction,excepting the Federal Tax Service of Russia)	Federal Financial Markets Service of Russia, Federal Service for Fiscal Monitoring	Federal Tax Service of Russia	Bank of Russia	Sberbank of Russia	Ministry of Justice of the Russian Federation	Federal Security Service of the Russian Federation	Ministry of Internal Affairs of the Russian Federation			Federal Migration Service of Russia
46	Election commission of the Kurgan Region	2	2	2	–	1	–	1	1	1	3	1	1	15	1
47	Election commission of the Kursk Region	4	3	–	–	1	1	1	1	2	4	–	2	19	–
48	Election commission of the Leningrad Region	3	1	2	–	1	1	1	1	1	3	–	1	15	–
49	Election commission of the Lipetsk Region	3	1	3	–	1	1	2	–	1	4	–	2	18	1
50	Election commission of the Magadan Region	4	2	3	–	1	1	1	1	1	3	–	2	19	4
51	Election commission of the Moscow Region	3	2	2	–	1	–	1	–	1	1	1	3	15	–
52	Election commission of the Murmansk Region	4	4	–	–	1	1	1	–	2	2	1	2	18	1
53	Election commission of the Nizhni Novgorod Region	7	4	2	–	3	1	3	1	1	4	2	–	28	3
54	Election commission of the Novgorod Region	1	2	2	–	2	–	1	–	2	4	–	3	17	2
55	Election commission of the Novosibirsk Region	2	2	4	–	1	1	1	1	1	5	1	2	21	8
56	Election commission of the Omsk Region	5	1	1	–	1	–	1	–	1	3	1	3	17	2
57	Election commission of the Orenburg Region	2	2	1	–	1	1	1	1	1	4	–	1	15	–

No. in sequence	Election commission	Number of members of the Supervision and Auditing Service (persons *)										Total	Including the Heads of territorial bodies of the federal departments and agencies and their deputies		
		Members of the election commission	Executives of the election commission	State body, institution and their territorial subdivisions											
				Ministry of Finance of the Russian Federation (including thebodies within its jurisdiction,excepting the Federal Tax Service of Russia)	Federal Financial Markets Service of Russia, Federal Service for Fiscal Monitoring	Federal Tax Service of Russia	Bank of Russia	Sberbank of Russia	Ministry of Justice of the Russian Federation	Federal Security Service of the Russian Federation	Ministry of Internal Affairs of the Russian Federation			Federal Migration Service of Russia	Other bodies and organization
58	Election commission of the Orel Region	8	2	—	6	2	1	1	—	1	4	1	9	35	2
59	Election commission of the Penza Region	4	2	1	—	1	1	1	—	1	3	1	4	19	—
60	Election commission of the Perm Territory	2	2	1	—	1	1	2	1	1	3	1	4	19	—
61	Election commission of the Pskov Region	2	1	1	1	1	1	1	1	1	3	1	—	14	4
62	Election commission of the Rostov Region	2	3	1	1	2	1	4	1	1	5	1	4	26	3
63	Election commission of the Ryazan Region	3	2	1	—	1	—	1	—	1	2	—	4	15	—
64	Election commission of the Samara Region	4	5	4	1	2	1	1	4	1	2	2	7	34	6
65	Election commission of the Saratov Region	6	2	1	—	1	1	1	1	1	4	1	2	21	—
66	Election commission of the Sakhalin Region	2	3	5	—	1	1	1	2	2	5	2	1	25	3
67	Election commission of the Sverdlovsk Region	5	4	—	—	1	1	1	1	4	4	—	—	21	—
68	Election commission of the Smolensk Region	3	1	5	—	1	1	1	1	2	4	3	1	23	2
69	Election commission of the Tambov Region	2	3	2	—	1	1	1	1	2	3	1	4	21	1

No. in sequence	Election commission	Number of members of the Supervision and Auditing Service (persons *)											Total	Including the Heads of territorial bodies of the federal departments and agencies and their deputies		
		Members of the election commission	Executives of the election commission	State body, institution and their territorial subdivisions												
				Ministry of Finance of the Russian Federation (including thebodies within its jurisdiction,excepting the Federal Tax Service of Russia)	Federal Financial Markets Service of Russia, Federal Service for Fiscal Monitoring	Federal Tax Service of Russia	Bank of Russia	Sberbank of Russia	Ministry of Justice of the Russian Federation	Federal Security Service of the Russian Federation	Ministry of Internal Affairs of the Russian Federation	Federal Migration Service of Russia			Other bodies and organization	
70	Election commission of the Tver Region	3	2	1	—	1	1	1	1	1	1	1	1	1	14	—
71	Election commission of the Tomsk Region	3	2	2	—	1	—	1	1	1	3	1	1	1	16	1
72	Election commission of the Tula Region	3	3	1	—	1	1	1	1	2	2	1	1	2	18	—
73	Election commission of the Tyumen Region	2	2	3	—	1	1	2	1	2	2	1	1	8	25	—
74	Election commission of the Ulyanovsk Region	3	3	1	—	1	1	1	1	1	2	1	1	2	15	2
75	Election commission of the Chelyabinsk Region	5	3	1	1	1	1	1	1	1	6	1	1	2	24	—
76	Election commission of the Zabaykalsky Territory	2	1	2	—	1	1	1	1	1	2	1	1	6	19	1
77	Election commission of the Yaroslavl Region	5	2	1	—	2	—	2	1	1	6	2	2	4	26	3
78	Moscow City election commission	1	3	1	—	2	1	1	1	1	2	1	1	3	17	1
79	Saint-Petersburg election commission	2	7	1	—	2	1	5	1	1	2	1	1	—	23	—
80	Election commission of the Jewish Autonomous area	3	3	—	—	1	1	1	1	1	2	1	1	1	15	—
81	Election commission of the Nenets Autonomous area	2	2	—	—	1	—	—	—	1	2	—	—	—	8	—

No. in sequence	Election commission	Number of members of the Supervision and Auditing Service (persons *)											Total	Including the Heads of territorial bodies of the federal departments and agencies and their deputies	
		Members of the election commission	Executives of the election commission	State body, institution and their territorial subdivisions											
				Ministry of Finance of the Russian Federation (including thebodies within its jurisdiction,excepting the Federal Tax Service of Russia)	Federal Financial Markets Service of Russia, Federal Service for Fiscal Monitoring	Federal Tax Service of Russia	Bank of Russia	Sberbank of Russia	Ministry of Justice of the Russian Federation	Federal Security Service of the Russian Federation	Ministry of Internal Affairs of the Russian Federation	Federal Migration Service of Russia	Other bodies and organization		
82	Election commission of Khanty-Mansi Autonomous area – Yugra	2	3	–	–	2	–	1	1	1	3	2	8	23	–
83	Election commission of the Chukot Autonomous area	2	2	–	–	1	–	1	1	1	2	–	3	13	2
84	Election commission of the Yamalo-Nenetski Autonomous area	4	6	1	–	1	1	1	1	1	2	1	1	20	4
	Total	269	195	122	19	98	68	102	67	99	256	75	229	1599	116

## Chapter 10.

### The election returns to the State Duma of the Federal Assembly of the Russian Federation of the sixth convocation

#### 10.1. Election returns for the federal electoral district

Election of Deputies of the State Duma of the Federal Assembly of the Russian Federation of the sixth convocation were held under the proportional electoral system\* using 7 percent threshold for the admission of political parties to the distribution of parliamentary mandates, while providing political parties with less than 6, but not less than 5 percent of voters, to get a guaranteed parliamentary mandate, and political parties that win at least 7, but not less than 6 percent of the votes – two mandates (the so-called floating security barrier). According to the election returns four political parties (of the seven included on the ballot for the election of deputies of the State Duma of the Federal Assembly of the Russian

Federation), Russian political party “UNITED RUSSIA”, the Communist Party of the Russian Federation, FAIR RUSSIA and the Liberal Democratic party of RUSSIA – overcome 7 percent barrier, after receiving 49.32 to 11.67 per cent of votes. Information on the voting for the federal electoral dis-

trict and the election returns in the subjects of the Russian Federation and territories outside are shown in Tables 10.1 and Appendix 2 to Chapter 10. Information on the number and percentage of votes received by the political parties on the election of deputies of the State Duma of the Federal Assembly of the Russian Federation of the sixth convocation, are shown in Table 10.2, as well as displayed on Pictures 10.1 and 10.2, compared with the data for the same indicators in similar elections in 1999–2007. It should be noted that the elections of the State Duma in 1993–2003 used 5 percent security barrier.

In the election to the State Duma of the second convocation of December 17, 1995 Public union “YABLOKO” has received 4,767,384 votes in the federal electoral district, accounting to 6.89 percent of the number of voters who took part in the elections. It was the highest score of the electoral union for all the past similar election campaigns.

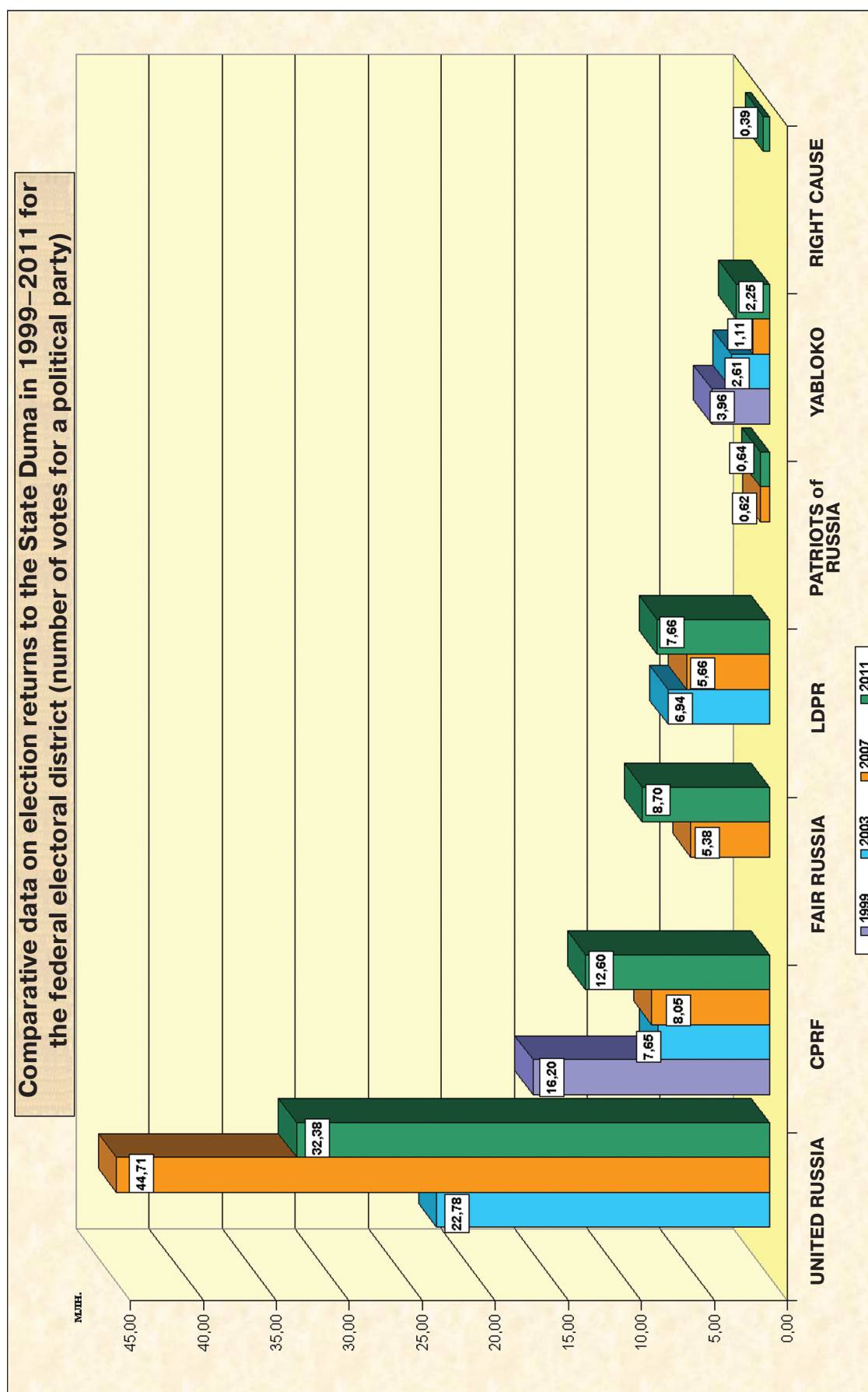
Comparing the figures given in the table 10.2, it can be noted that All-Russia Political Party “UNITED RUSSIA” won the most election support in the election to the State Duma on December 2, 2007. The

Table 10.1

#### Information on voting for the federal electoral district

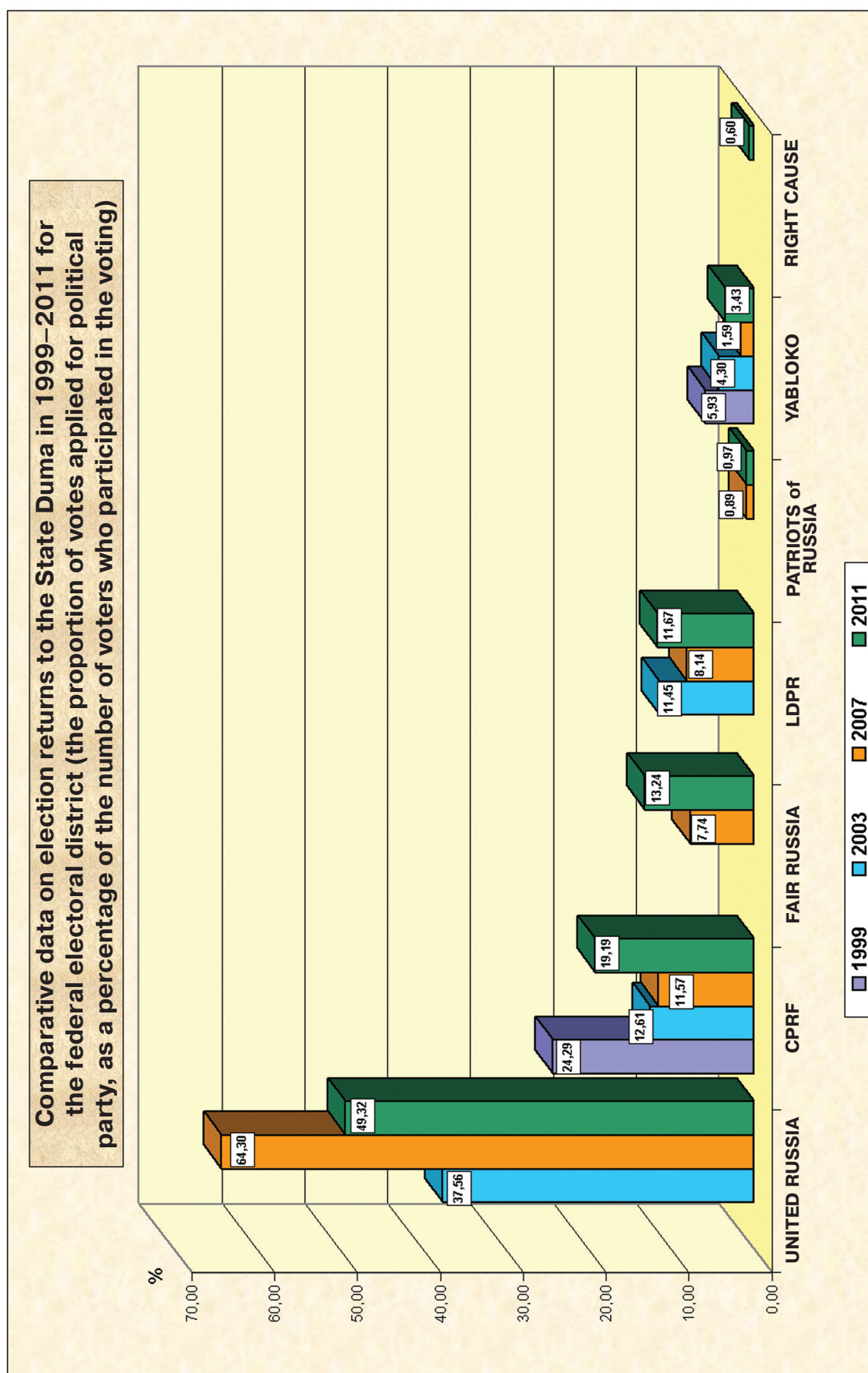
Number of voters included in the voter lists at the end of voting	109 237 780
Number of ballots received by the precinct election commissions	103 023 773
Number of ballots issued to voters who voted before voting day	170 710
Number of ballots issued to voters by the precinct election commissions at polling stations on voting day	61 250 309
Number of ballots issued to voters who voted outside the polling stations on voting day	4 353 443
Number of canceled ballots	37 246 690
Number of ballots in the mobile ballot boxes	4 522 236
Number of ballots in the stationary ballot boxes	61 134 290
Number of invalid ballots	1 033 464
Number of valid ballots	64 623 062
Took part in elections	65 774 462 60,21 %
Took part in voting	65 656 526 60,10 %

\* For the first time elections to the State Duma of the Federal Assembly of the Russian Federation of the fifth convocation were held on a fully proportional electoral system on December 2, 2007.



Pic. 10.1





Pic. 10.2

**Comparative results of electoral support of political parties  
in the election to the State Duma in 1999–2011 years**

Table 10.2

No	Political parties	Number and percentage of votes applied for a political party by election results			
		December 4, 2011	December 2, 2007	December 7, 2003	December 19, 1999
1	All-Russia political party "UNITED RUSSIA"	32 379 135 49,32 %	44 714 241 64,30 %	22 776 294 37,56 %	–
2	Political party "Communist party of the Russian Federation"	12 599 507 19,19 %	8 046 886 11,57 %	7 647 820 12,61 %	16 196 024 24,29 %
3	Political party FAIR RUSSIA	8 695 522 13,24 %	5 383 639 7,74 %	–	–
4	Political party "Liberal-democratic party of Russia"	7 664 570 11,67 %	5 660 823 8,14 %	6 944 322 11,45 %	–
5	Political party "PATRIOTS of RUSSIA"	639 119 0,97 %	615 417 0,89 %	–	–
6	Political party "Russian united democratic party "YABLOKO"	2 252 403 3,43 %	1 108 985 1,59 %	2 610 087 4,30 %	3 955 611 5,93 %
7	All-Russia political party "RIGHT CAUSE"	392 806 0,60 %	–	–	–

Communist Party enjoyed the greatest support in the elections of December 19, 1999 (in the elections of December 17, 1995, the Communist Party won 15,432,963 votes, or 22.30%, in the elections of December 12, 1993 – 6,666,402 votes, or 12.40%). Liberal Democratic Party won the most support in the elections of December 12, 1993 – 12,318,562 votes, or 22.92 per cent (in the elections of December 17, 1995 – 7,737,431 votes, or 11.18%). In 2011, support of the party FAIR RUSSIA increased for 5 per cent and for almost one percent – support of the Party "PATRIOTS of RUSSIA" compared to election in 2007.

Information on the number and percentage of mandates obtained by political parties, federal lists of which are admitted to the distribution of mandates on the election returns of deputies of the State Duma of the Federal Assembly of the Russian Federation of the sixth convocation are shown in Table 10.3 and Picture 10.4 compared with the similar indicators in elections to the State Duma in 1999–2007.

The distribution of mandates among candidates of the federal lists on the election returns to the State Duma of the sixth convocation is graphically shown on Picture 10.3.

Weight of seats (cutoff) obtained by political parties that passed to the State Duma of the Federal Assembly of the Russian Federation of the sixth convocation is given in Appendix 5 to Chapter 10.

Elections to the State Duma in 2007 and 2011 were held, as mentioned above, under the proportion-

al electoral system, and in 1993–2003 – under a mixed electoral system (225 seats were partitioned in the federal electoral district, 225 – in single-mandate electoral district). Table 10.3 on the elections in 2003 and 1999 shows the total number of mandates received by electoral unions as for the federal district and in majority electoral system

Except information in Table 10.3, it can be noted that in the election to the State Duma of December 17, 1995 the Communist Party won 157 seats (34.89% of the total), and it was its best result, of December 12, 1993 – 48 seats (10.67%). Liberal Democratic Party in elections of December 17, 1995 obtained 51 seats (11.33%), in the elections of December 12, 1993 – 64 seats (14.22%). According to the number of seats the highest score of the Liberal Democratic Party of Russia was obtained in the elections of December 12, 1993.

According to the election returns of December 4, 2011 political parties, the federal lists of which were admitted to distribution of mandates, received 93.42 percent of voters who took part in the elections (in 2007 – 91.75%, in 2003 – 70.64%, in 1999 – 81.38% in 1995, – 50.50%, in 1993 – 87.07%).

Analyzing the information provided in Appendix 2 to Chapter 10, we see that the Party "UNITED RUSSIA" scored the highest amount of votes in all 83 subjects of the Russian Federation, as well as in the elections in 2007, when a similar result was achieved in all 85 subjects of the Russian Federation. The party "UNITED RUSSIA" received

Table 10.3

**Distribution of mandates among the political parties  
passed to the State Duma by election returns of 1999–2011**

No	Political parties	Number and percentage of votes applied for a political party by election results			
		December 4, 2011	December 2, 2007	December 7, 2003	December 19, 1999
1	All-Russia political party "UNITED RUSSIA"	238 52,89 %	315 70,00 %	223 49,56 %	–
2	Political party "Communist party of the Russian Federation"	92 20,44 %	57 12,67 %	52 11,56 %	113 25,11 %
3	Political party FAIR RUSSIA	64 14,22 %	38 8,44 %	–	–
4	Political party "Liberal-democratic party of Russia"	56 12,44 %	40 8,89 %	36 8,00 %	–

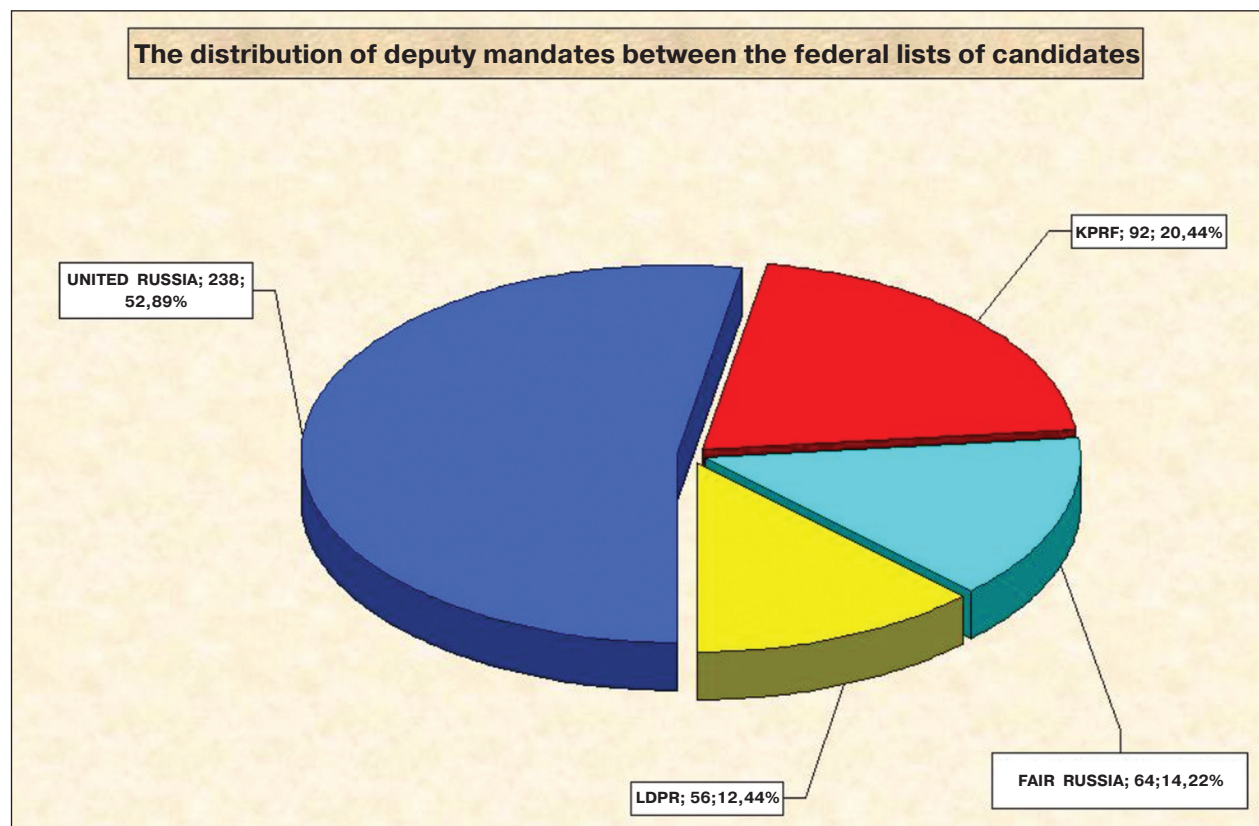
maximum support of voters in Chechen Republic (99.48% of the votes who took part in the elections), the lowest support was given by the voters of the Yaroslavl region – 29.04 percent (Picture 10.5).

The Communist party enjoyed the greatest voter support in the Orel region (31.98%), the lowest (0.09%) – in the Chechen Republic (Picture 10.6). Second place after the leader party "UNITED RUSSIA", was taken by the Communist Party of the Russian Federation in 62 subjects of the Russian Federation (in

2007 – in 55 subjects of the Russian Federation).

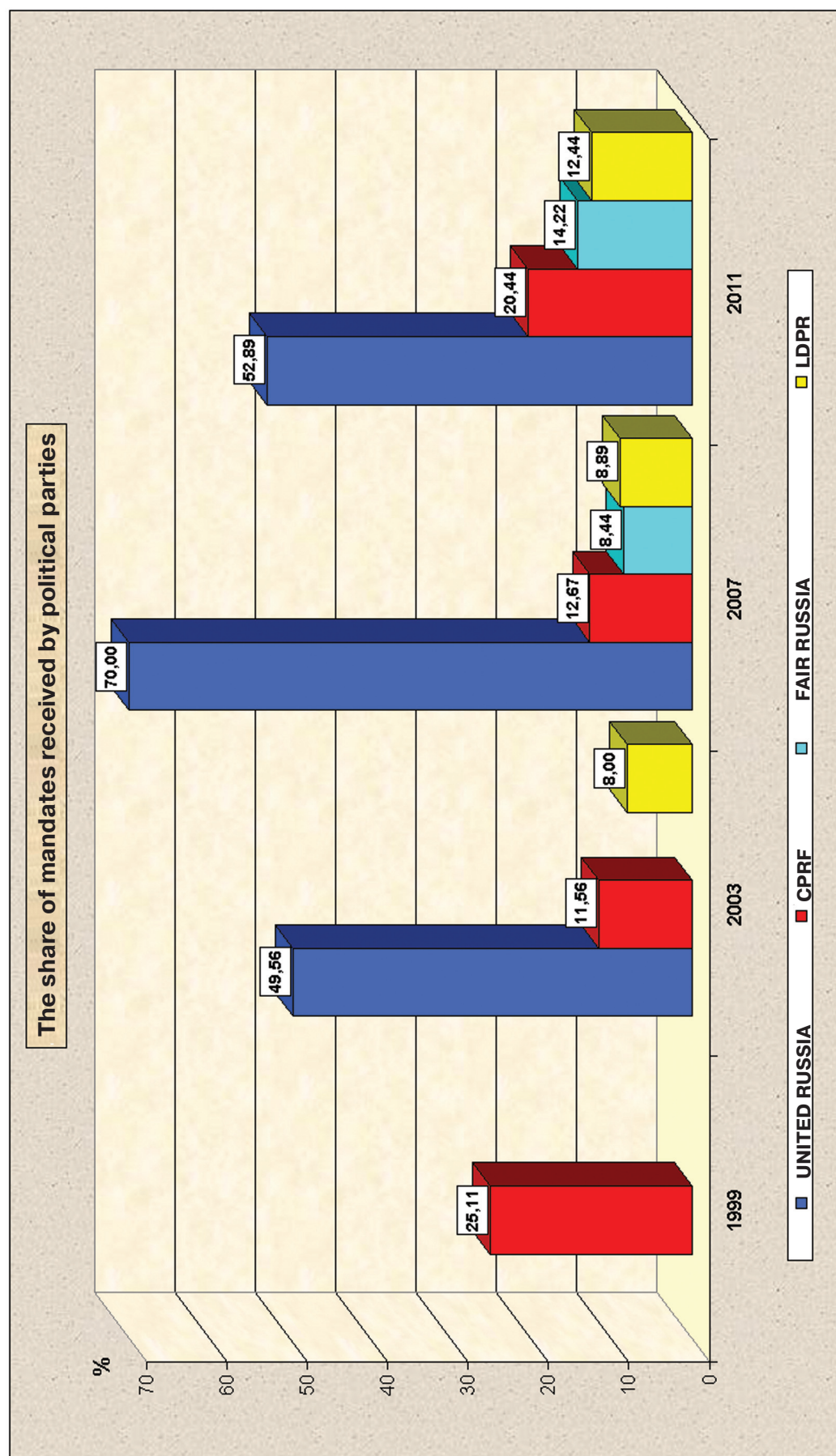
The greatest support was given to the party FAIR RUSSIA in the Novgorod region (28.05%), the lowest (0.18%) – in the Chechen Republic (Picture 10.7). Party FAIR RUSSIA was the second in 13 subjects of the Russian Federation (in 2007 – in 8 subjects of the Russian Federation), and the third – in 33 subjects of the Russian Federation.

Liberal Democratic Party had the most support of voters in the Khanty – Mansi Autonomous area –



Pic. 10.3





Pic. 10.4

Table 10.4

**Vote returns at polling stations established outside the territory of the Russian Federation  
(including the city of Baikonur)**

Political parties, registered federal lists of candidates	Votes given to the federal list of candidates	
	number	%
Political party FAIR RUSSIA	22 366	7,22
Political party "Liberal Democratic party of Russia"	23 427	7,56
Political party "PATRIOTS of RUSSIA"	2 525	0,81
Political party "Communist party of the Russian Federation"	36 608	11,81
Political party "Russian United Democratic party "YABLOKO"	21 447	6,92
All-Russia political party "UNITED RUSSIA"	196 668	63,47
All-Russia political party "RIGHT CAUSE"	1 957	0,63

Yugra (22.53%), and fewer voters (0.02%) gave their votes for the Liberal Democratic Party in Chechen Republic (Picture 10.8). Liberal Democratic Party was the second in 8 subjects of the Russian Federation (in 2007 – in 22 subjects of the Russian Federation), the third – in 29 subjects of the Russian Federation and fourth – in 43 subjects of the Russian Federation:

Information (regarding federal districts) on the

distribution of mandates among candidates of the federal lists nominated by political parties is presented in Appendix 4 to Chapter 10 (including among regional groups within lists) and shown on Picture 10.9.

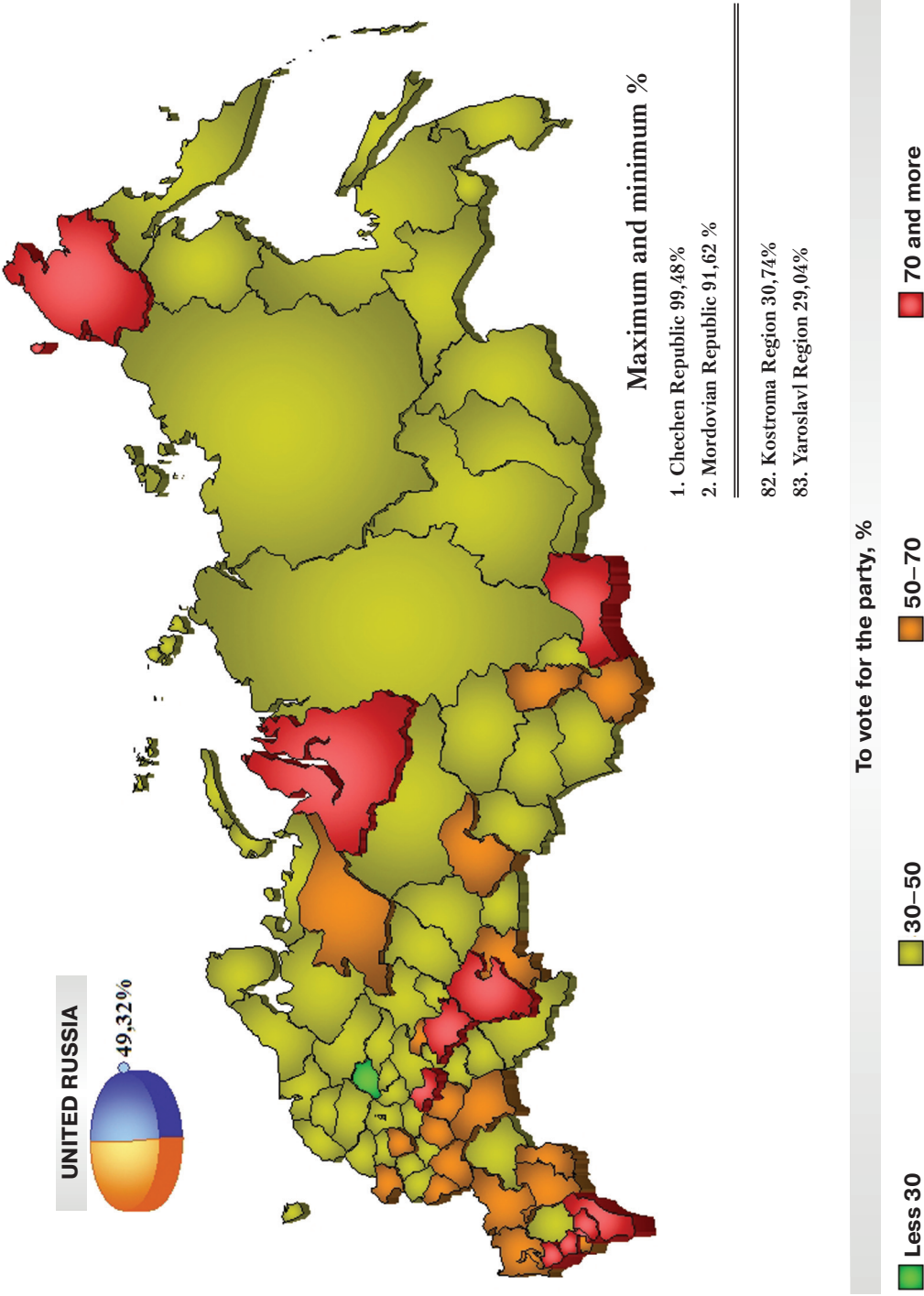
The party preferences of Russian voters who voted outside the country (309 855 people, including the city of Baikonur), are displayed in tables 10.4 and 10.5 and Picture 10.10.

Table 10.5

**Vote returns at polling stations,  
established in CIS countries, the Baltic States, Israel, USA and Germany  
(the number of votes applied for a political party, %)**

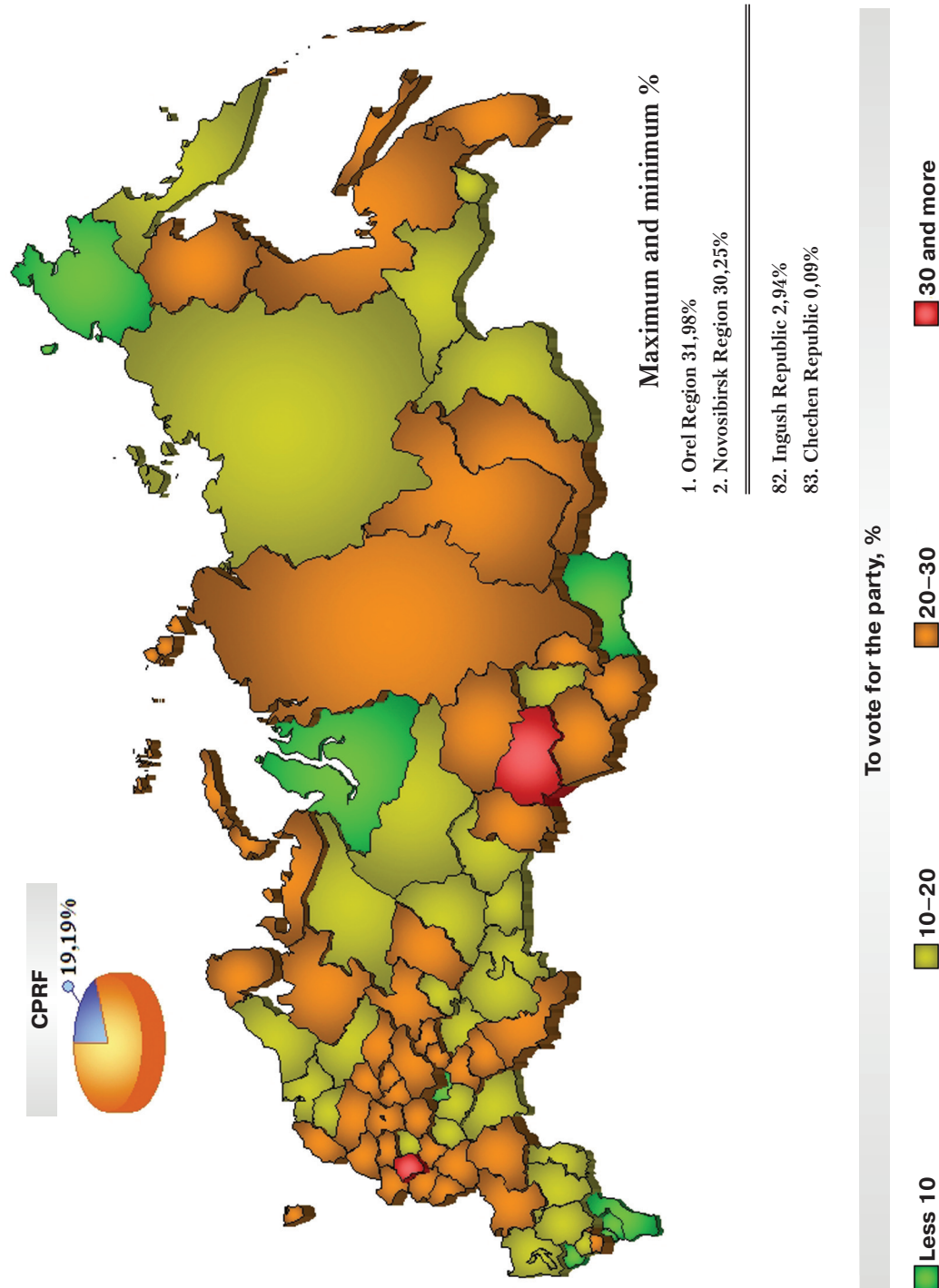
Political parties	FAIR RUSSIA	LDPR	PATRIOTS of RUSSIA	CPRF	YABLOKO	UNITED RUSSIA	RIGHT CAUSE
Azerbaijan	8,52	8,16	1,75	18,56	3,69	56,95	0,85
Armenia	2,80	5,34	0,62	5,60	1,47	82,66	0,36
Belorussia	10,44	10,50	1,15	23,84	8,54	43,68	0,97
Kazakhstan *	9,81	15,45	1,32	17,01	3,28	50,31	0,56
Kyrgyzstan	4,98	8,55	0,65	10,93	1,65	72,08	0,43
Moldavia	6,16	9,30	0,53	8,10	1,33	73,62	0,21
Tajikistan	3,81	13,83	0,63	9,91	1,03	69,47	0,40
Turkmenistan	7,03	6,58	0,62	18,71	3,49	62,32	0,51
Uzbekistan	7,08	8,52	1,10	16,15	5,22	60,62	0,41
Ukraine	6,07	14,78	1,05	15,68	3,96	56,96	0,55
Latvia	4,82	2,69	0,46	12,37	1,71	76,98	0,29
Lithuania	7,68	6,29	0,80	23,89	6,81	53,64	0,40
Estonia	7,26	5,82	0,63	14,99	3,53	66,50	0,25
Israel	14,67	4,62	0,39	7,29	34,27	35,39	1,09
USA	16,99	6,25	1,26	18,14	33,78	20,10	1,89
Germany	14,18	6,07	1,16	16,72	31,77	25,30	1,56

\* Including city of Baikonur.

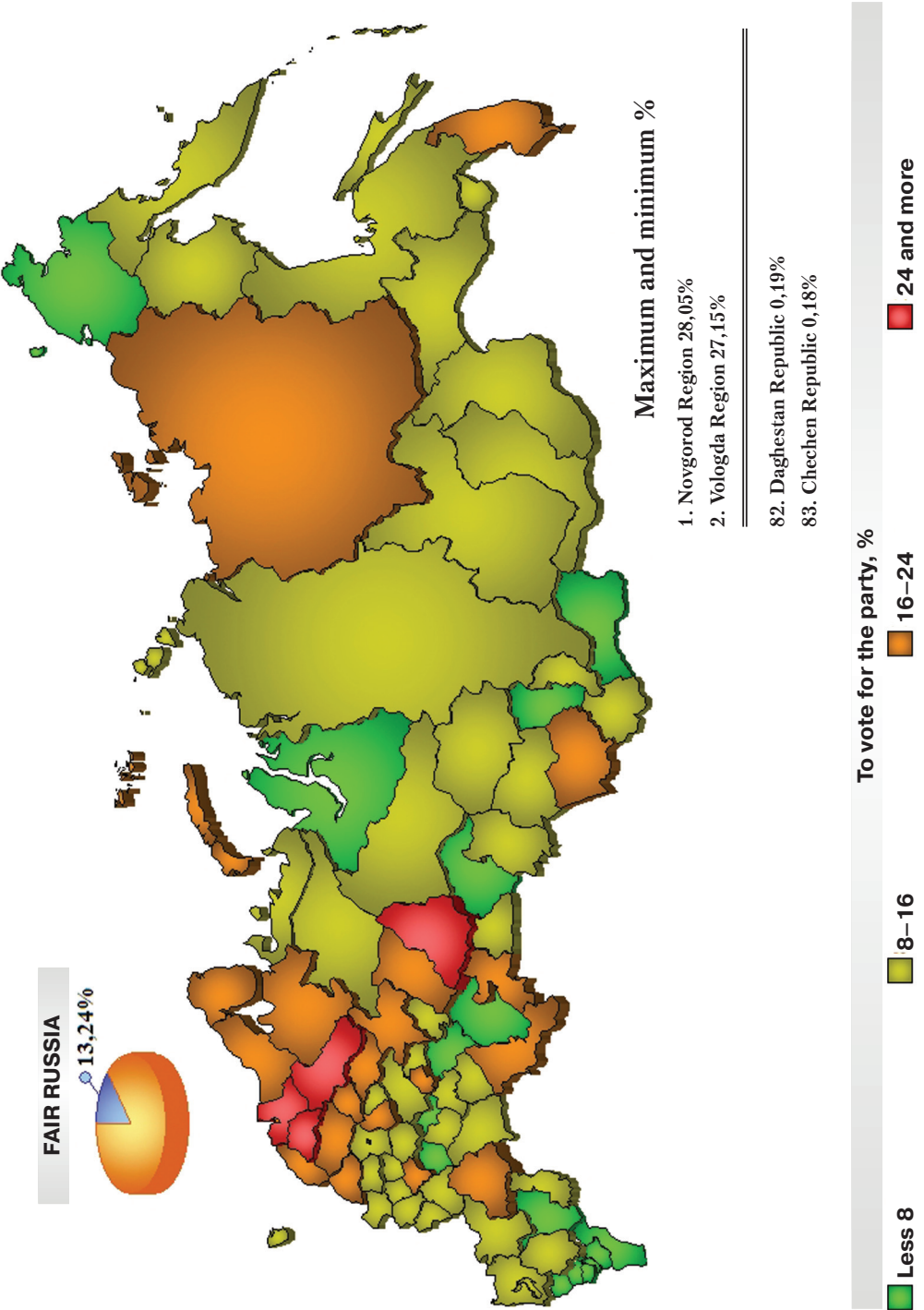


Pic. 10.5

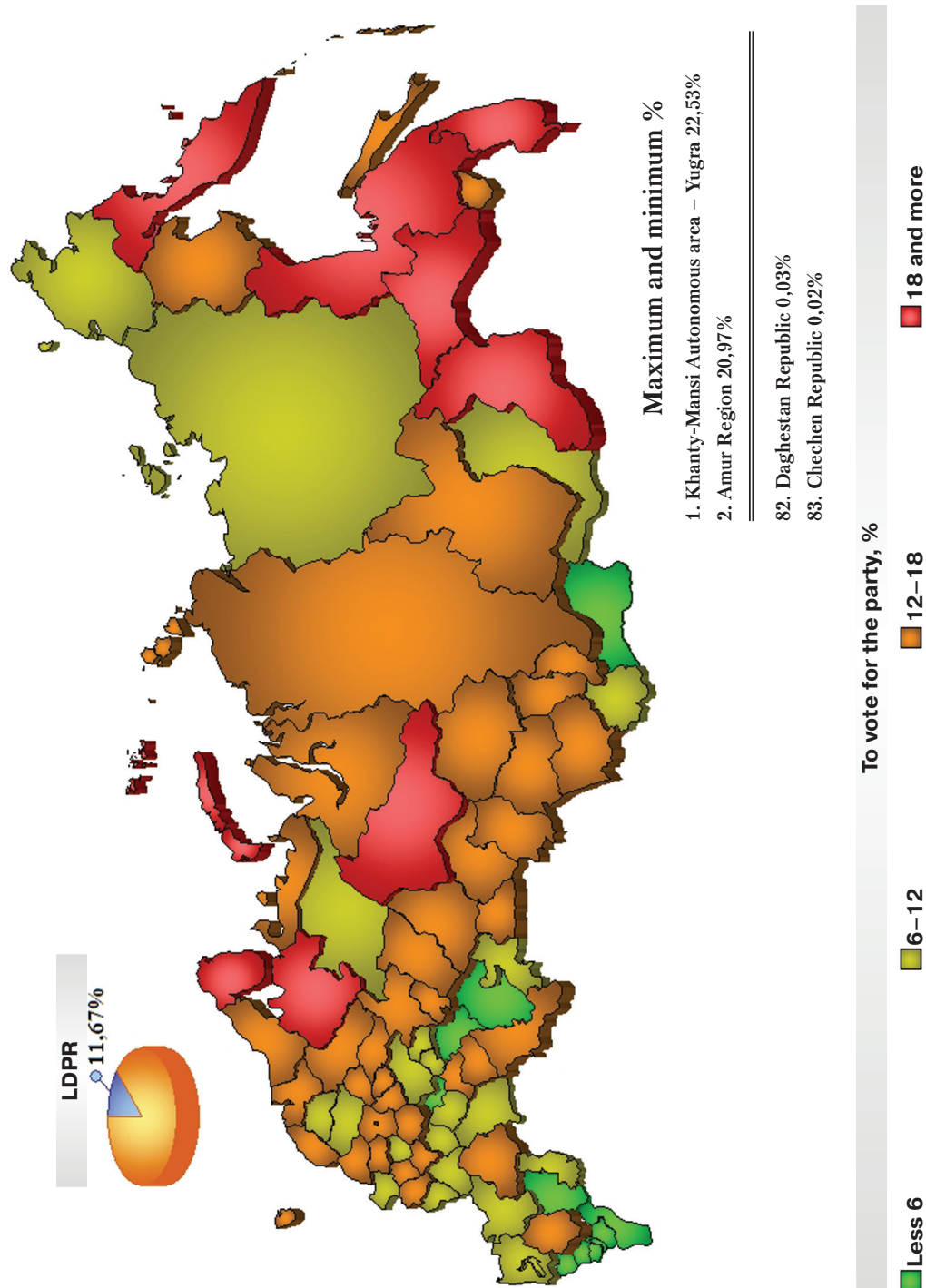




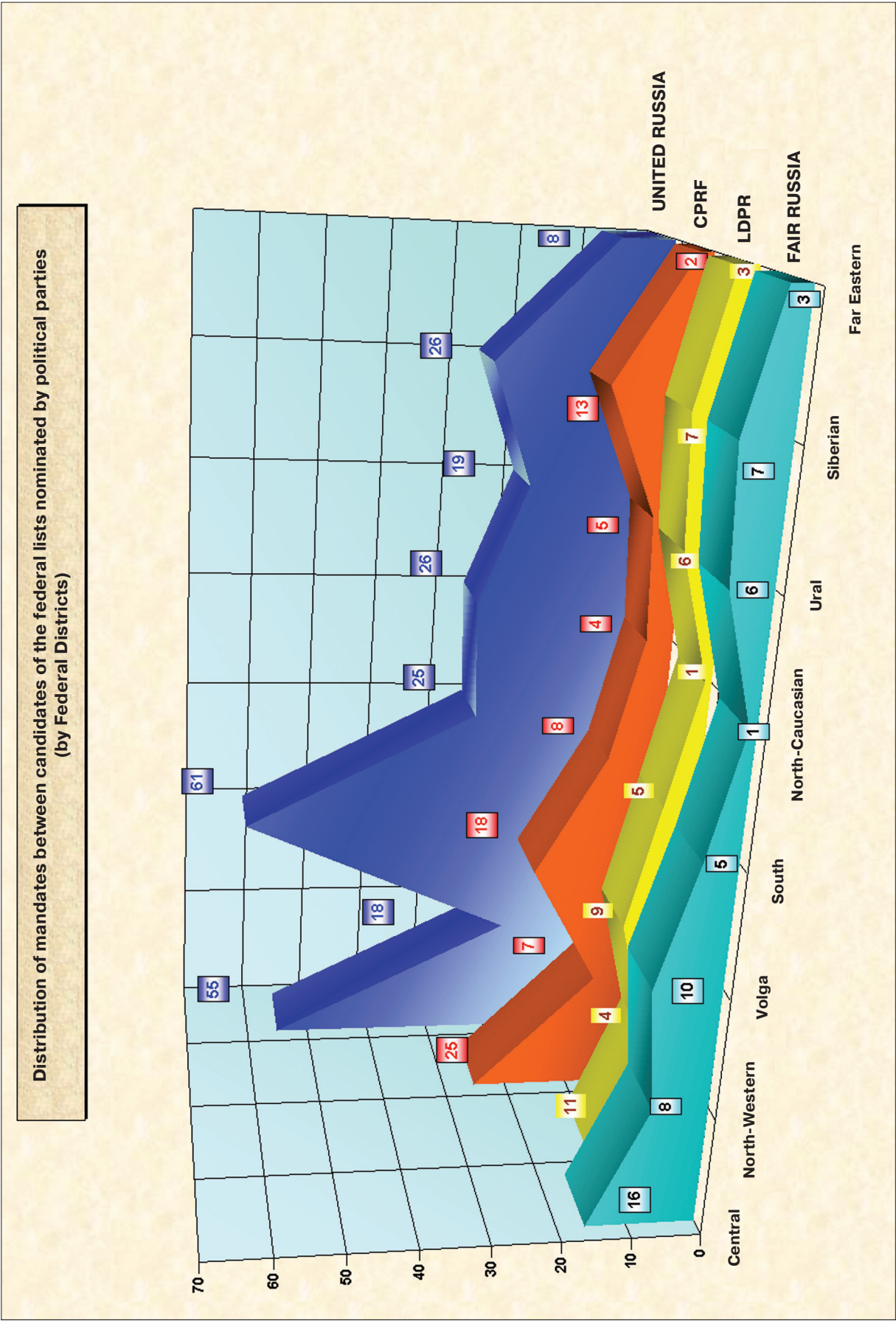
Pic. 10.6



Pic. 10.7

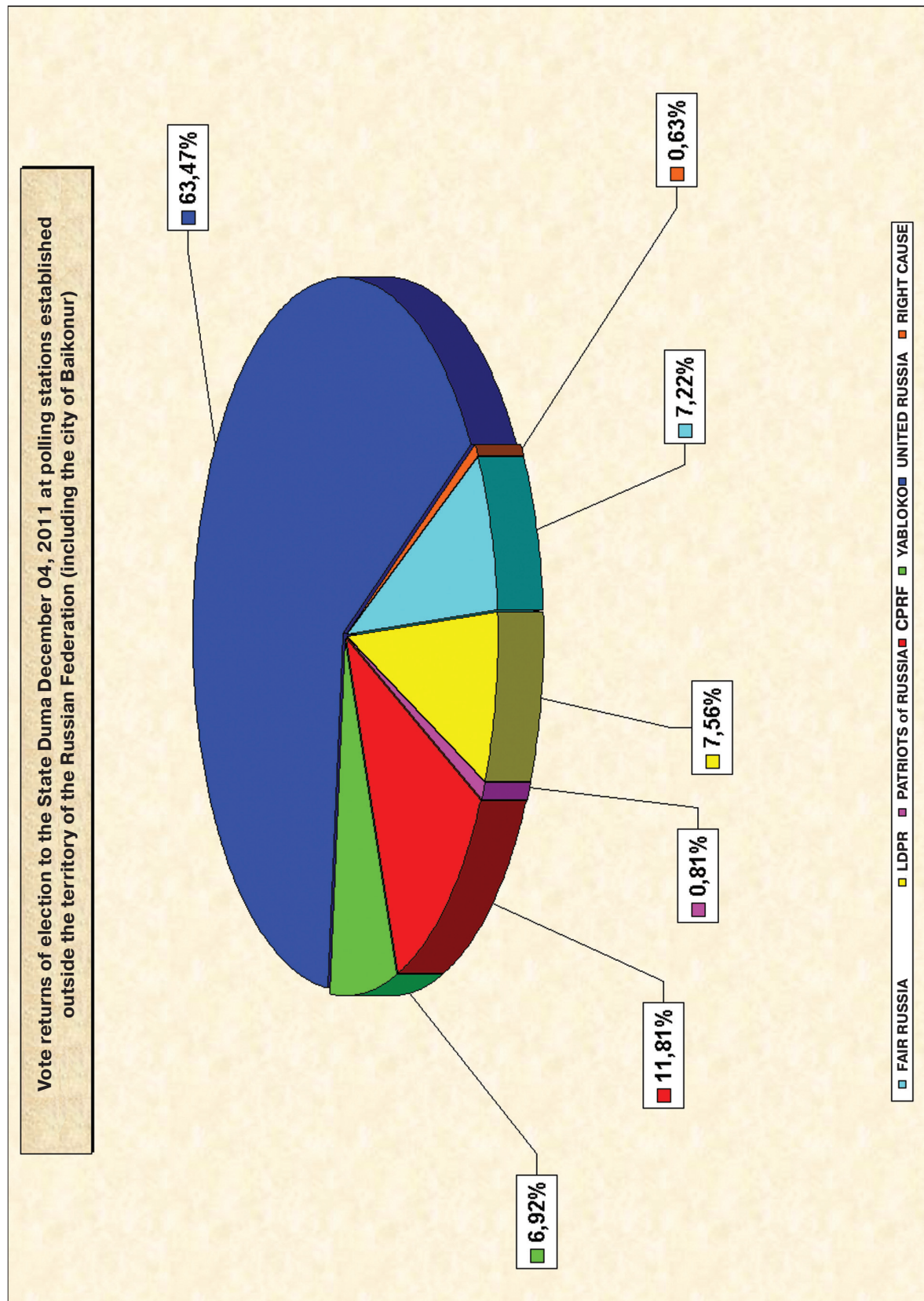


Pic. 10.8



Pic. 10.9





Pic. 10.10

According to the vote returns at the stations established outside the territory of the Russian Federation, including the city of Baikonur, the leader party was "UNITED RUSSIA" – 63.47 percent, the second was the Communist Party of Russian Federation – 11.81 percent, the third and fourth places were given to the Liberal Democratic Party and the Party of FAIR RUSSIA with 7.56 percent

and 7.22 percent of votes respectively. For comparison: in the election of deputies of the State Duma of the fifth convocation in 2007 at foreign stations the leader also became Party "UNITED RUSSIA" (78.06%), the second – the Communist Party (6.14%), third – the Liberal Democratic Party (4.38%), the fourth -the Political party "FAIR RUSSIA: Motherland / Pensioners / Life" (3.55%).



## 10.2. List of elected deputies

The Central Election Commission of the Russian Federation determined by the resolution of December 9, 2011 No 70/576-6 “On the results of the election of deputies of the State Duma of the Federal Assembly of the Russian Federation of the sixth convocation” that the State Duma of the Federal Assembly of the Russian Federation of the sixth convocation was elected 450 deputies.

In accordance with Article 85 of the Federal Law “On the Election of Deputies of the State Duma of the Federal Assembly of the Russian Federation” all 450 registered candidates, elected deputies of the State Duma of the sixth convocation, were immediately sent election notice.

Each registered candidate, elected to be deputy of the State Duma, was required to submit within five days of the notice receipt a copy of the order (other document) on discharge from duties incompatible with the status of deputy of the State Duma, or a copy of the document certifying that they applied to be discharged from such duties in a three-day period from the date of notice receipt to the Central Election Commission of the Russian Federation.

On the basis of the documents submitted in accordance with the law, the Central Election Commission of the Russian Federation adopted a resolution on December 15, 2011 on the registration of deputies of the State Duma of the Federal Assembly of the Russian Federation of the sixth convocation in the amount of 351 people (No 73/583-6)\*.

All 56 registered candidates included in the federal list of candidates nominated by a political party “Liberal Democratic Party of Russia,” and elected to be deputies complied with all requirements of Part 1 of Article 85 of the Federal Law “On the Election of Deputies of the State Duma of the Federal Assembly of the Russian Federation” and on December 15, 2011 were registered by the Central Election Commission of the Russian Federation as deputies of the State Duma of the Federal Assembly of the Russian Federation of the sixth convocation.

The above-mentioned federal law provides for the right of the registered candidate, elected to be deputy of the State Duma, to refuse his mandate within five days from the date of notice receipt by submitting a written statement to the Central Election Commission of the Russian Federation. In

this case, the CEC of Russia recognizes the parliamentary mandate refused by the registered candidate to be vacated and give it to another candidate from the same federal list in order prescribed by this Federal Law.

In the period from December 9 to 17, 2011 89 registered candidates elected to be deputies of the State Duma as part of the federal list of candidates nominated by All-Russia political party “UNITED RUSSIA” took advantage of this right and refused to get seats in written form. In addition, another 10 registered candidates from that list, which had to receive vacant deputy mandates refused by previous candidates, submitted the refusal from seats to the CEC of Russia.

During the same period, six registered candidates elected to be deputies of the State Duma as part of the federal list of candidates, nominated by a political party, “Communist Party of the Russian Federation” also used that right and refused to receive parliamentary mandates in written form. In addition, two other registered candidates from the list, which had to receive vacant deputy mandates refused by previous candidates, submitted the refusal from seats to the CEC of Russia.

This right was also used by four registered candidates elected to be deputy of the State Duma as part of a federal list of candidates nominated by political party FAIR RUSSIA.

On the basis of the documents submitted to the Central Election Commission of the Russian Federation, five decisions on transfer of vacant mandates of the deputies of the State Duma of the Federal Assembly of the Russian Federation of the sixth convocation to the registered candidates from the federal list of candidates of the following political parties were taken:

All-Russia political party “UNITED RUSSIA” – Resolution of December 15, 2011 No 73/584-5, of December 17, 2011 No 75/593-6 and of December 18, 2011 No 76/613-6;

Political party “Communist Party of the Russian Federation” – Resolution of December 15, 2011 No 73/586-6;

Political party FAIR RUSSIA – Resolution of December 15, 2011 No 73/585-6.

The Central Election Commission of the Russian Federation completed the registration of all deputies of the State Duma of the Federal Assembly of the Russian Federation of the sixth convocation on December 19, 2011. Thus, the first session of the State Duma of the new convocation held on

\* Similar resolutions were taken by the CEC of Russia on December 17 (No 75/592-6) and December 19, 2011 (No 77/617-6).

Table 10.6

**Registration of the deputies of the State Duma of the sixth convocation**

No	Political parties	Number of parliamentary mandates received by political party	Number of registered deputies of the State Duma		
			December 15, 2011	December 17, 2011	December 19, 2011
1	All-Russia political party "UNITED RUSSIA"	238	149	81	8
2	Political party "Communist party of the Russian Federation"	92	86	6	–
3	Political party FAIR RUSSIA	64	60	4	–
4	Political party "Liberal democratic party of Russia"	56	56	–	–

December 21, 2011 was participated by only 450 deputies, received parliamentary mandates (the list of registered deputies of the State Duma of the Federal Assembly of the Russian Federation of the sixth convocation is given in Appendix 1 to the chapter 10).

The number of registered deputies in accordance with the resolutions of the CEC of Russia is given in Table 10.6.

### **10.3. Quality of Deputies of the State Duma of the Federal Assembly of the Russian Federation of the Sixth Convocation**

The quality of the registered deputies of the State Duma of the Federal Assembly of the Russian Federation of the sixth convocation compared with those of the State Duma of the previous convocation remained virtually unchanged.

The majority of deputies – 439 – have a higher vocational education (2007 -439 deputies, 2003 – 441). The mandates of the deputies of the State Duma of the Federal Assembly of the Russian Federation of the sixth convocation were received by 389 men (2007 -387 men) and 61 women (2007 – 63 women). Compared with the cabinet of the deputies of the State Duma of the fifth convocation, the number of deputies, whose age at the time of the election was less than 35 years insignificantly increased (2011 – 36 young deputies, 2007 – 33).

The new structure of deputies by the results of elections held on December 4, 2011, was elected: 2 members of the Federation Council of the Federal Assembly of the Russian Federation, 63 deputies of the legislative (representative) bodies of state power

of the subjects of the Russian Federation, 12 deputies of representative bodies of local self-government.

Occupations of deputies were as follows: more than 17 percent of deputies of the sixth convocation prior to election to the State Duma were engaged in economic activities, 26 deputies of the State Duma of the sixth convocation or 5, 78 per cent of all elected deputies in Health protection, education, science, culture and sports.

A characteristic feature of deputy corps of the State Duma of the sixth convocation is its continuity. So, a little less than half of deputies of the State Duma of the fifth convocation (220) were re-elected, which accounted 48.49 percent of the total number of elected deputies. In elections in 2007, a similar figure was 44.67 percent, in 2003 – 40.72 percent, in 1999 – 34.20 percent.

Considering the quality of the deputies in the context of political parties committed to the distribution of mandates it can be noted the following.

Most women (17.65%) are elected from a federal list of candidates nominated by the All-Russia political party "UNITED RUSSIA" (42 deputies out of 238), and less (4.35%) – from the Communist Party (4 of 92 deputies).

The biggest number of deputies, whose age is less than 35 years old, came from LDPR – 26.79 percent (15 out of 56 deputies). The lowest figure is in the Communist Party – 2.17 percent (2 of 92 deputies). All-Russia political party "UNITED RUSSIA" (6.30%, 15 deputies out of 238) and political party FAIR RUSSIA (6.25%, 4 out of 64 deputies) as a percentage of this indicator are in almost the same position.

The highest level of continuity of the registered deputies of the State Duma of the Federal Assembly of the Russian Federation of the sixth convocation

compared to the State Duma of the previous convocation is noticed in the Communist Party.

Thus, of 92 elected deputies of the federal list of candidates nominated by a political party 49 registered deputies (53.26%) were the deputies of the State Duma of the fifth convocation.

The largest update of deputy corps may be noted in the Liberal Democratic Party – 64.29 percent (20 out of 56 registered deputies were deputies of the State Duma of the fifth convocation).

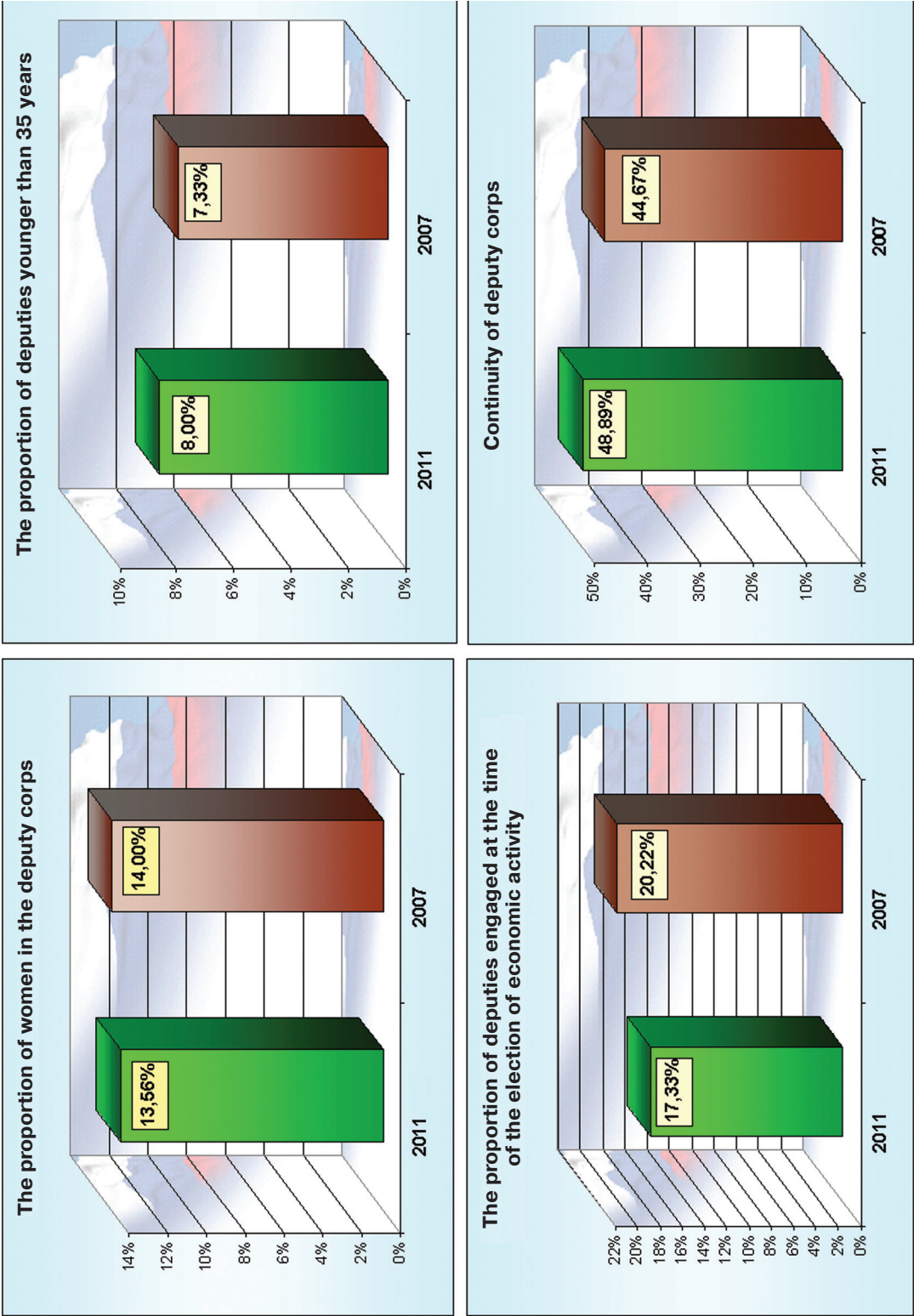
The composition of deputies of the State Duma of the sixth convocation in All-Russia political party

“UNITED RUSSIA” updated almost by half – 48.74 per cent (116 out of 238 deputies were elected for the first time).

The composition of deputies of the political party FAIR RUSSIA updated by more than two-thirds (29 out of 64 deputies were deputies of the State Duma of the fifth convocation).

Information about the composition of Deputies of the State Duma of the Federal Assembly of the Russian Federation of the sixth convocation is given in Appendix 3 to Chapter 10 and on Pictures 10.11–10.13.

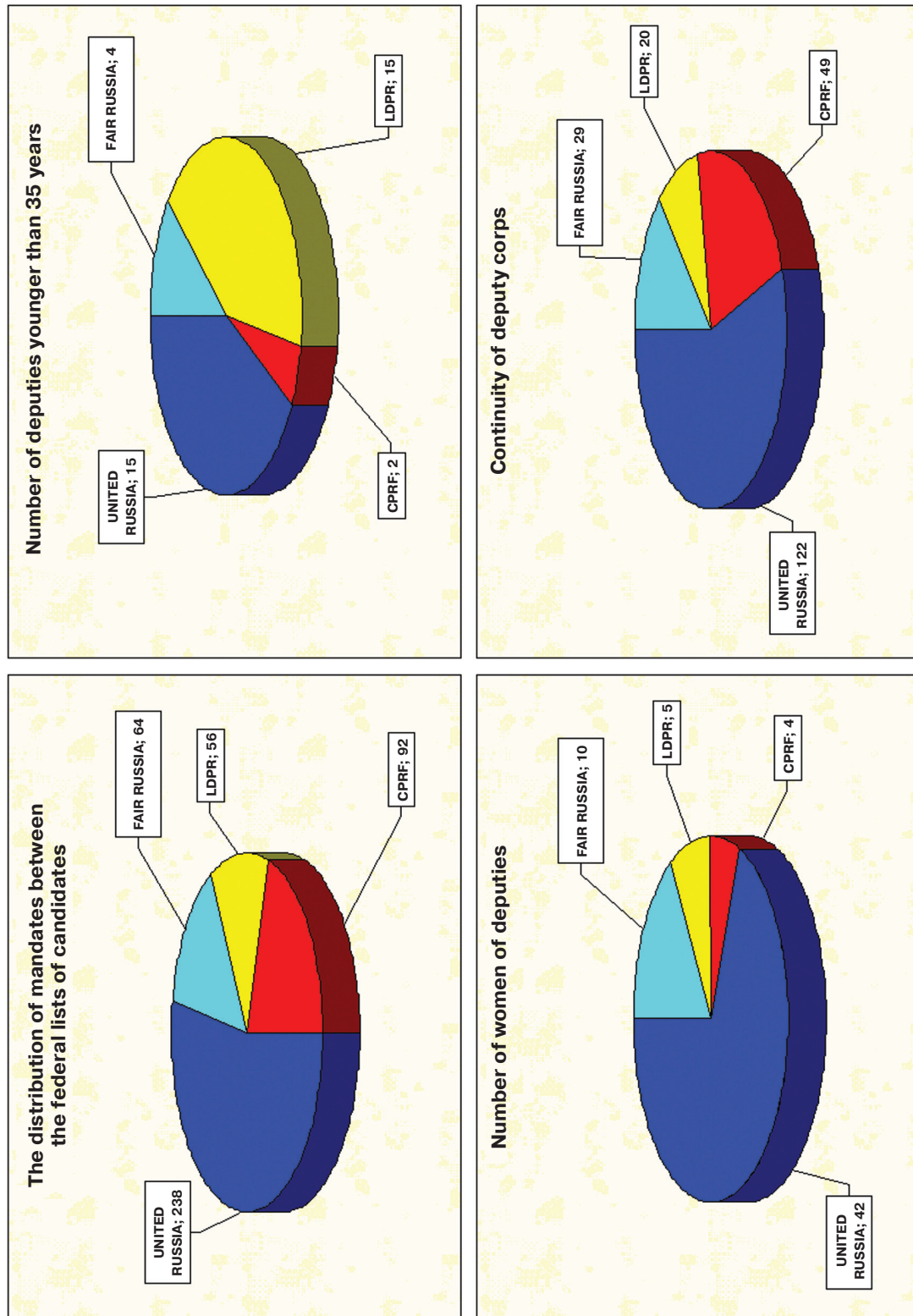
Comparative analysis of selected indicators of quality of Deputies of the State Duma  
elected and registered in 2007 and 2011



Pic. 10.11

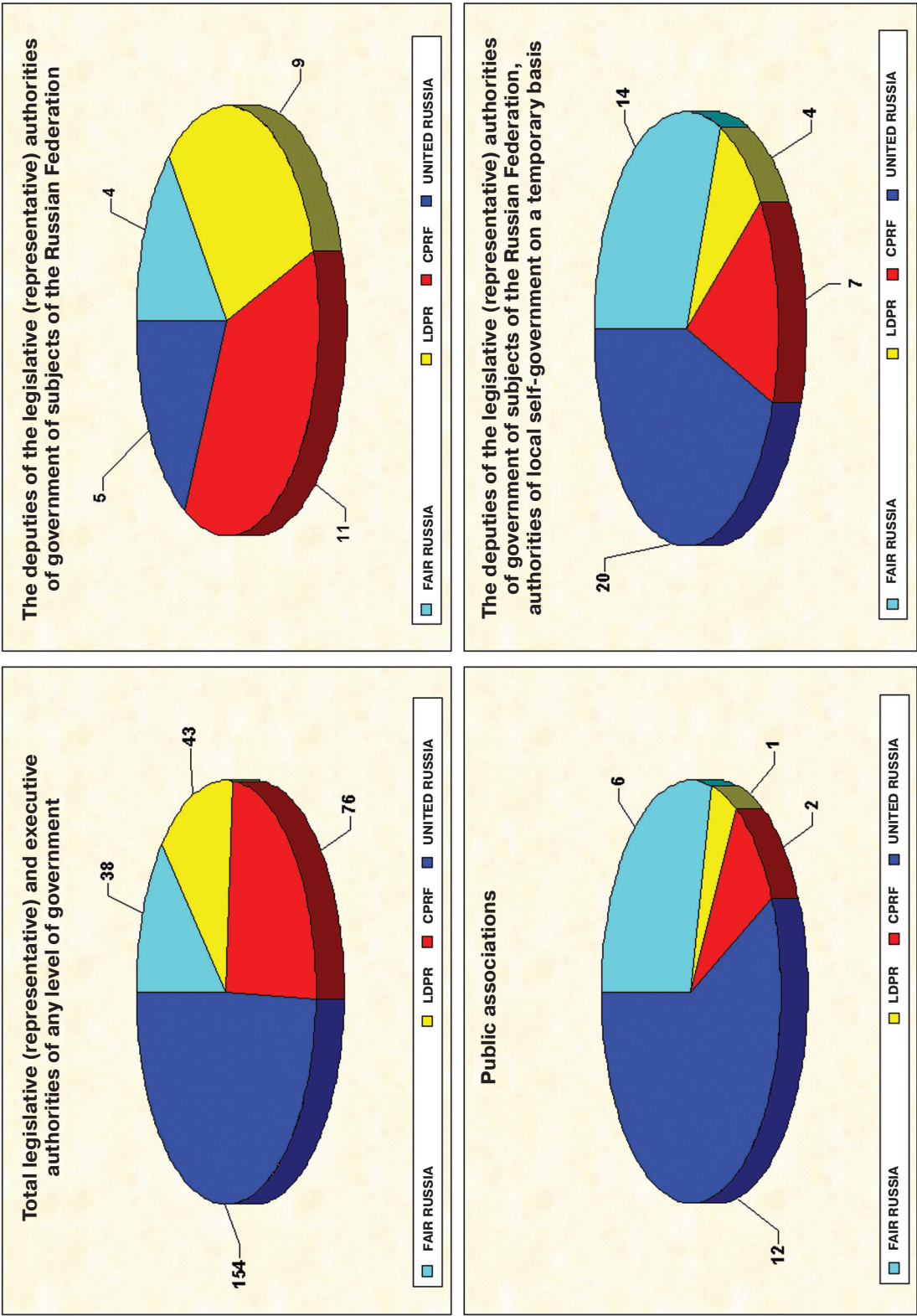


Comparative analysis of selected indicators of quality of Deputies of the State Duma  
of the sixth convocation

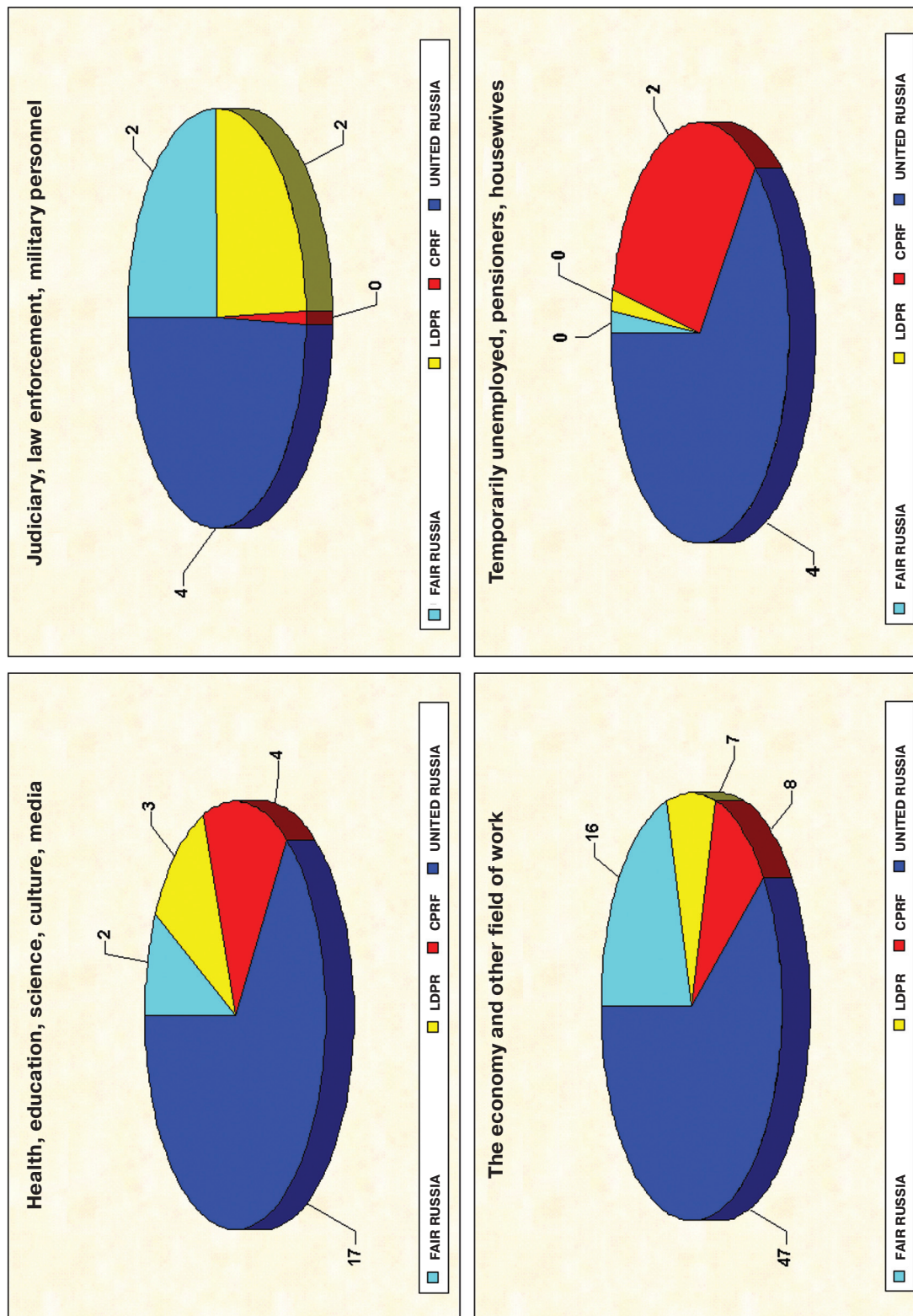


Pic. 10.12

Comparative analysis of the members of the State Duma of the sixth convocation by the field of work  
(number of deputies)







Pic. 10.13

*Appendix № 1 to the Chapter 10*

**List**  
**of registered deputies of the State Duma of the Federal Assembly of the Russian**  
**Federation of the sixth convocation**  
 (As of December 21, 2011)\*

**Political Party**  
**«FAIR RUSSIA»**

1. Ageev Aleksandr Alexandrovich
2. Aksakov Anatoliy Gennadyevich
3. Belyakov Anton Vladimirovich
4. Bryachak Mikhail Vasilievich
5. Burkov Aleksandr Leonidovich
6. Bychkova Evdokia Ivanovna
7. Vanchugov Roman Anatolievich
8. Gartung Valeriy Karlovic
9. Gasanov Jamaaladeen Nabievich
10. Gorovtsov Dmitriy Evgenievich
11. Goryacheva Svetlana Petrovna
12. Grachyov Ivan Dmitrievich
13. Greshnevikov Anatoliy Nikolaevich
14. Gudkov Gennadiy Vladimirovich
15. Gudkov Dmitriy Gennadievich
16. Dmitrieva Oksana Genrichovna
17. Doronin Sergey Aleksandrovich
18. Drapeko Elena Grigorevna
19. Emelyanov Mikhail Vasilyevich
20. Yepifanova Olga Nikolaevna
21. Zotov Igor Lvovich
22. Zubov Valeriy Mikhailovich
23. Ilkovsky Konstantin Konstantinovich
24. Kazakov Alexey Valerievich
25. Krutov Andrey Dmitrievich
26. Kuzmina Alla Vladimirovna
27. Lakutin Nikolay Afanasievich
28. Levin Leonid Leonidovich
29. Levichev Nikolay Vladimirovich
30. Lomakin-Rumyantsev Aleksandr Vadimovich
31. Lysyakov Aleksey Alekseevich
32. Mashkarin Vladimir Petrovich
33. Mizulina Elena Borisovna

34. Mironov Sergey Mikhailovich
35. Mitrofanov Aleksey Valentinovich
36. Mikheev Oleg Leonidovich
37. Moskalkova Tatyana Nikolayevna
38. Muzykaev Adnan Abdulaevich
39. Nilov Oleg Anatolievich
40. Nosovko Gennadiy Sergeevich
41. Oganyan Oganess Armenakovich
42. Ozerov Andrey Aleksandrovich
43. Parakhin Vladimir Vyacheslavovich
44. Pakholkov Oleg Vladimirovich
45. Petrov Sergey Anatolyevich
46. Petukhova Natalya Removna
47. Ponomarev Ilya Vladimirovich
48. Romanovich Aleksandr Leonidovich
49. Rudenko Andrey Viktorovich
50. Samiev Ildar Rafikovich
51. Selivanov Yuriy Alekseevich
52. Serduk Mikhail Ivanovich
53. Terentiev Aleksandr Vasilievich
54. Tumanov Andrey Vladimirovich
55. Tumusov Fedot Semyonovich
56. Ushakov Dmitriy Vladimirovich
57. Kharlov Vadim Borisovich
58. Khovanskaya Galina Petrovna
59. Chepa Aleksey Vasilievich
60. Chereshev Valeriy Aleksandrovich
61. Chetverikov Aleksandr Vladimirovich
62. Shvetsov Vasily Georgievich
63. Shein Anatoliy Alekseevich
64. Shudegov Viktor Evgrafovich

**Political Party**  
**«Liberal-democratic Party of Russia»**

1. Abramov Ivan Nikolaevich
2. Ananskikh Igor Aleksandrovich
3. Afanasieva Elena Vladimirovna
4. Balberov Aleksandr Aleksandrovich
5. Vainstein Sergey Evgenyevich
6. Volcheck Denis Gennadyevich
7. Gubareva Natalia Viktorovna
8. Degtyarev Mikhail Vladimirovich
9. Dengin Vadim Evgenyevich
10. Didenko Aleksey Nikolaevich

\* December 21, 2011 – the day of the first meeting of State Duma of the Federal Assembly of the Russian Federation of the sixth convocation in accordance with the Decree of the President of the Russian Federation of December 13, 2011 № 1620 "about the first meeting of State Duma of the Federal Assembly of the Russian Federation of the sixth convocation" ("The official internet-portal of legal information" ([www.pravo.gov.ru](http://www.pravo.gov.ru)), December 14, 2011).

11. Drozdov Ilya Yurievich
12. Zhigarev Sergey Aleksandrovich
13. Zhirinovskiy Vladimir Volfovich
14. Zhuravlev Sergey Valerianovich
15. Zhurko Vasiliy Vasilyevich
16. Zelinsky Ian Viktorovich
17. Zolochovsky Vitaliy Sergeevich
18. Ivanov Sergey Vladimirovich
19. Ishchenko Anton Anatolievich
20. Kalashnikov Sergey Vyacheslavovich
21. Kalyuzhniy Ruslan Valerievich
22. Karginov Sergey Genrikhovich
23. Kropachev Aleksandr Sergeevich
24. Kulieva Vasilina Vasilievna
25. Kurdyumov Aleksandr Borisovich
26. Lebedev Igor Vladimirovich
27. Litvinsev Dmitriy Alekseevich
28. Lugovoi Andrey Konstantinovich
29. Marinin Sergey Vladimirovich
30. Markin Andrey Leonidovich
31. Markin Eduard Vitalyevich
32. Napso Yuriy Aisovich
33. Nilov Jaroslav Evgenievich
34. Nosov Dmitry Yurievich
35. Ovsyannikov Vladimir Anatolyevich
36. Aleksey Vladimirovich Ostrovsky
37. Rokhmistrov Maksim Stanislavovich
38. Saveliev Dmitriy Ivanovich
39. Svergunova Margarita Nikolaevna
40. Svintsov Andrey Nikolaevich
41. Sviridov Valentin Valentinovich
42. Svishchev Dmitriy Aleksandrovich
43. Seleznev Valeriy Sergeyevich
44. Semenov Vladimir Vladimirovich
45. Sirotkin Sergey Nikanorovich
46. Slutskiy Leonid Eduardovich
47. Sobolev Viktor Vasilevich
48. Starovoytov Aleksandr Sergeevich
49. Subbotin Konstantin Sergeevich
50. Sukharev Ivan Konstantinovich
51. Tarasyuk Vasily Mikhailovich
52. Taskaev Vladimir Pavlovich
53. Furgal Sergey Ivanovich
54. Cherkasov Kirill Igorevich
55. Chirkova Irina Aleksandrovna
56. Shingarkin Maksim Andreyevich

**Political Party**

**“Communist Party of the Russian Federation”**

1. Abalakov Aleksandr Nikolaevich
2. Avdeev Mikhail Yurievich

3. Agayev Vakha Abuevich
4. Alimova Olga Nikolaevna
5. Alfeyorov Zhores Ivanovich
6. Andreev Andrey Anatolyevich
7. Aparina Alevtina Viktorovna
8. Arefiev Nikolay Vasilevich
9. Afonin Yuriy Vjacheslavovich
10. Berulava Mikhail Nikolayevich
11. Bessonov Vladimir Ivanovich
12. Bifov Anatoliy Zhamalovich
13. Bortko Vladimir Vladimirovich
14. Vasilev Nikolay Ivanovich
15. Vasiltsov Sergey Ivanovich
16. Voronenkov Denis Nikolaevich
17. Gavrilov Sergey Anatolyevich
18. Goncharov Viktor Ivanovich
19. Gostev Ruslan Georgievich
20. Denisenko Oleg Ivanovich
21. Dorovin Evgeniy Vladimirovich
22. Dorokhin Pavel Sergeevich
23. Yezerskiy Nikolay Nikolaevich
24. Zapolov Mikhail Mikhailovich
25. Zyuganov Gennady Andreyevich
26. Ivanov Nikolay Nikolaevich
27. Ivanyuzhenkov Boris Viktorovich
28. Ikonnikov Vasily Nikolayevich
29. Kalashnikov Leonid Ivanovich
30. Kashin Boris Sergeevich
31. Kashin Vladimir Ivanovich
32. Kolomeytsev Viktor Andreevich
33. Kolomeytsev Nikolay Vasilevich
34. Komoedov Vladimir Petrovich
35. Komotskiy Boris Olegovich
36. Kornienko Aleksey Viktorovich
37. Kochiev Robert Ivanovich
38. Kravets Aleksandr Alekseevich
39. Kulikov Aleksandr Dmitrievich
40. Kulikov Oleg Anatolievich
41. Vadim Valentinovich Kumin
42. Levchenko Sergey Georgievich
43. Vasiliy Nikolayevich Likhachev
44. Lokot Anatoliy Evgenevich
45. Mamaev Sergey Pavlinovich
46. Markhaev Vyacheslav Mikhailovich
47. Melnikov Ivan Ivanovich
48. Muravlenko Sergey Viktorovich
49. Nekrasov Aleksandr Nikolaevich
50. Nikitin Vladimir Stepanovich
51. Nikitchuk Ivan Ignatievich
52. Novikov Dmitriy Georgievich
53. Obukhov Sergey Pavlovich
54. Pautov Viktor Nikolaevich

55. Peshkov Viktor Petrovich
56. Pletneva Tamara Vasilievna
57. Pozdnjakov Vladimir Georgievich
58. Ponomarev Aleksey Alekseevich
59. Potapov Aleksandr Vladimirovich
60. Potomskiy Vadim Vladimirovich
61. Razvorotnev Nikolay Vasilevich
62. Rashkin Valeriy Fedorovich
63. Reshulskiy Sergey Nikolaevich
64. Rodin Vladimir Romanovich
65. Romanov Valentin Stepanovich
66. Romanov Pyotr Vasilievich
67. Rulkov Evgeniy Adamovich
68. Russkikh Aleksey Yurievich
69. Ryabov Nikolay Fedorovich
70. Savitskaya Svetlana Evgenievna
71. Sapozhnikov Nikolay Ivanovich
72. Simagin Vladimir Aleksandrovich
73. Sinelschikov Yuriy Petrovich
74. Smolin Oleg Nikolaevich
75. Sobko Sergei Vasilievich
76. Sokol Svyatoslav Mikhailovich
77. Solovyov Vadim Georgievich
78. Starodubsev Vasilii Aleksandrovich
79. Taysaev Kazbek Kutsukovich
80. Taranin Viktor Ivanovich
81. Tarnaev Aleksandr Petrovich
82. Tetekin Viacheslav Nikolaevich
83. Tychinin Andrey Dzhafarovich
84. Fedotkin Vladimir Nikolaevich
85. Kharitonov Nikolay Mikhailovich
86. Cherkesov Viktor Vasilevich
87. Chikin Valentin Vasilevich
88. Shirshov Konstantin Vladimirovich
89. Shtogrin Sergey Ivanovich
90. Shurchanov Valentin Sergeevich
91. Yurchenko Sergey Ivanovich
92. Yushchenko Aleksandr Andreyevich

**All-Russia Political Party  
“UNITED RUSSIA”**

1. Abdullatipov Ramazan Gadzhimuradovich
2. Abroskin Nikolay Pavlovich
3. Abubakirov Rishat Fazlutdinovich
4. Agayev Bekkhan Vakhaevich
5. Agouzarov Tamerlan Kimovich
6. Alekseeva Tatiana Olegovna
7. Amirilaev Adam Bashirovich
8. Anikeyev Grigoriy Viktorovich
9. Arshba Otari Ionovich
10. Afonskiy Vladimir Igorevich

11. Babakov Aleksandr Mikhailovich
12. Balashov Balash Kurbanmagomedovich
13. Balykhin Grigoriy Artemovich
14. Bariev Marat Mansurovich
15. Barinov Igor Vyacheslavovich
16. Batalina Olga Yurievna
17. Batalova Rima Akberdinovna
18. Belousov Vadim Vladimirovich
19. Bobrakov Aleksey Evgenevich
20. Boguslavskiy Irek Borisovich
21. Bozhenov Sergey Anatolyevich
22. Bokova Ludmila Nikolayevna
23. Borzova Olga Georgievna
24. Bortsov Nikolay Ivanovich
25. Bocharov Andrey Ivanovich
26. Bryksin Aleksandr Yurevich
27. Bulavinov Vadim Evgenevich
28. Bulaev Nikolay Ivanovich
29. Burmatov Vladimir Vladimirovich
30. Burykina Natalia Viktorovna
31. Valeyev Ernest Abdulovich
32. Valenchuk Oleg Dorianovich
33. Valuev Nikolay Sergeyevich
34. Vasilenko Aleksandr Borisovich
35. Vasiliev Aleksandr Nikolaevich
36. Vasiliev Vladimir Abdualievich
37. Vasiliev Yuriy Viktorovich
38. Vakhaev Khozh Magomed Khumaydovich
39. Volkov Danil Vladimirovich
40. Volkov Yuriy Nikolaevich
41. Vorobyev Andrey Yurevich
42. Vyborniy Anatoliy Borisovich
43. Vyatkin Dmitriy Fedorovich
44. Gabdrakhmanov Ildar Nurullovich
45. Gadzhiev Magomed Tazhudinovich
46. Gadzhiev Murad Stanislavovich
47. Galimardanov Marsel Magfourovich
48. Galchenko Valeriy Vladimirovich
49. Gasanov Magomedkadi Nabievich
50. Gekkiev Zaur Dalkhatovich
51. Gerasimenko Nikolay Fyodorovich
52. Gerasimova Nadezhda Vasilyevna
53. Gilmutdinov Ildar Irekovich
54. Glubokovskaya Elmira Guseynovna
55. Stanislav Sergeevich Govorukhin
56. Goldstein Rostislav Ernstovich
57. Gonchar Nikolay Nikolaevich
58. Gorovoy Nikolay Ivanovich
59. Gridin Vladimir Grigorievich
60. Gutenev Vladimir Vladimirovich
61. Degtyarev Aleksandr Nikolaevich
62. Delimhanov Adam Sultanovich



63. Demchenko Ivan Ivanovich
64. Dolgikh Vladimir Ivanovich
65. Sergey Borisovich Dorofeev
66. Ezubov Aleksey Petrovich
67. Esyakov Sergey Yakovlevich
68. Efimov Vitaliy Borisovich
69. Zharkov Anton Viktorovich
70. Zheleznyak Sergey Vladimirovich
71. Zhukov Aleksandr Dmitrievich
72. Zhuravlev Aleksey Aleksandrovich
73. Zavalniy Pavel Nikolaevich
74. Zavarzin Viktor Mikhailovich
75. Zvagelskiy Viktor Fridrikhovich
76. Zerenkov Valeriy Georgievich
77. Zubitskiy Boris Davidovich
78. Igoshin Igor Nikolaevich
79. Iltyakov Aleksandr Vladimirovich
80. Ilyasov Radik Sabitovich
81. Isaev Andrey Konstantinovich
82. Isaev Mikhail Aleksandrovich
83. Isaev Yuriy Olegovich
84. Kabaeva Alina Maratovna
85. Kabanova Valentina Viktorovna
86. Kazakov Viktor Alekseevich
87. Kaminskiy Aleksandr Viktorovich
88. Kancher Sergey Vasilevich
89. Karelin Aleksandr Aleksandrovich
90. Karelova Galina Nikolaevna
91. Karlov Georgiy Aleksandrovich
92. Karmazina Raisa Vasilievna
93. Karpov Anatoliy Evgenievich
94. Kachkaev Pavel Rurikovich
95. Kvitka Ivan Ivanovich
96. Kidyaev Viktor Borisovich
97. Klimov Andrey Arkadievich
98. Klimov Viktor Vladimirovich
99. Klintsevich Franz Adamovich
100. Knyshov Aleksey Vladimirovich
101. Kobzon Iosif Davidovich
102. Kovalyov Nikolay Dmitrievich
103. Kogogina Alfiya Gumarovna
104. Kozhevnikov Mariya Aleksandrovna
105. Kolesnik Andrey Ivanovich
106. Kolesnikov Oleg Alekseevich
107. Kononov Vladimir Mikhailovich
108. Konkov Dmitriy Sergeevich
109. Kosachev Konstantin Iosifovich
110. Kostunov Iliya Evgenievich
111. Kravchenko Valeriy Nikolaevich
112. Krasov Andrey Leonidovich
113. Krashenninnikov Pavel Vladimirovich
114. Kretov Aleksandr Vladimirovich
115. Krivonosov Sergey Vladimirovich
116. Krupennikov Vladimir Aleksandrovich
117. Kuzminikh Tamara Gavrilovna
118. Kuzmichova Ekaterina Ivanovna
119. Kulik Gennadiy Vasilevich
120. Kurbanov Rizvan Daniyalovich
121. Lakhova Ekaterina Fillipovna
122. Lebedev Oleg Vladimirovich
123. Ledkov Grigoriy Petrovich
124. Lipatov Yuriy Aleksandrovich
125. Lisakov Vyacheslav Ivanovich
126. Makarov Andrey Mikhaylovich
127. Makarov Nikolay Ivanovich
128. Maksakova-Igenbergs Maria Petrovna
129. Maksimova Nadezhda Sergeevna
130. Maksimova Svetlana Viktorovna
131. Manuylova Irina Viktorovna
132. Mardanshin Rafael Mirkhatimovich
133. Markelov Mikhail Yurievich
134. Makhmutov Anwar Anasovich
135. Mikhalyov Boris Vladimirovich
136. Moiseev Mikhail Alekseevich
137. Morozov Oleg Viktorovich
138. Moskvichev Evgeniy Sergeevich
139. Mukabenova Marina Alekseevna
140. Murga Andrey Yurevich
141. Murzabaeva Salia Sharifyanovna
142. Nazarova Marina Yurievna
143. Naryshkin Sergey Evgenievich
144. Natcho Raziet Hamedovna
145. Neverov Sergey Ivanovich
146. Nikolayev Mikhail Efimovich
147. Nikolaeva Elena Leonidovna
148. Nikonov Vyacheslav Alekseevich
149. Ogorodova Ludmila Mikhailovna
150. Osipov Vyacheslav Konstantinovich
151. Panina Elena Vladimirovna
152. Pankov Nikolay Vasilevich
153. Petrov Aleksandr Petrovich
154. Petrov Sergey Valeriyevich
155. Petrov Yuriy Aleksandrovich
156. Pekhtin Vladimir Alekseevich
157. Pivnenko Valentina Nikolaevna
158. Pimashkov Petr Ivanovich
159. Pinskiy Viktor Vitalyevich
160. Pligin Vladimir Nikolaevich
161. Poddubnyi Sergey Anatolyevich
162. Pozgalev Vyacheslav Evgenievich
163. Ponevezhskiy Vladimir Aleksandrovich
164. Popov Sergey Aleksandrovich
165. Potsyapun Vladimir Timofeevich
166. Prokopenko Timur Valentinovich

167. Prokopiev Aleksandr Sergeevich
168. Pushkov Aleksey Konstantinovich
169. Rakhmatullina Zugura Yaganurovna
170. Reznik Boris Lvovich
171. Reznik Vladislav Matusovich
172. Remezko Aleksandr Aleksandrovich
173. Resin Vladimir Iosifovich
174. Rodnina Irina Konstantinovna
175. Romanov Anton Vasilievich
176. Rudenskiy Igor Nikolaevich
177. Sablin Dmitriy Vadimovich
178. Savelyev Dmitriy Vladimirovich
179. Savchenko Oleg Vladimirovich
180. Saraliev Shamsail Yunusovich
181. Safaraliev Gadzhimet Kerimovich
182. Safin Marat Mubinovich
183. Selimkhanov Magomed Salamovich
184. Semenova Ekaterina Yurevna
185. Senatorova Elena Nikolaevna
186. Sibagatullin Fatikh Saubanovich
187. Sidiyakin Aleksandr Gennadevich
188. Simanovskiy Leonid Yakovlevich
189. Skorobogatko Aleksandr Ivanovich
190. Skoch Andrey Vladimirovich
191. Slipenchuk Mikhail Victorovich
192. Sokolova Irina Valerevna
193. Starshinov Mikhail Evgenievich
194. Stepanova Zoya Mikhailovna
195. Tarasenko Mikhail Vasilyevich
196. Ten Sergey Yurevich
197. Terentiev Mikhail Borisovich
198. Tereshkova Valentina Vladimirovna
199. Timchenko Vyacheslav Stepanovich
200. Tikhonov Ruslan Kronidovich
201. Tkachev Aleksey Nikolayevich
202. Tolstopyatov Vasilii Vasilyevich
203. Trapeznikov Valeriy Vladimirovich
204. Tretiak Vladislav Aleksandrovich
205. Umahanov Umahan Magomedgadzhievich
206. Fabritchnyi Sergey Yurevich
207. Fakhritdinov Irshat Yunirovich
208. Fedorov Evgeniy Alekseevich
209. Fedyayev Pavel Mikhailovitch
210. Fokin Aleksandr Ivanovich
211. Khadartsev Maharbek Hazbievich
212. Hayrov Rinat Shamilyevich
213. Khayrullin Ayrat Nazipovich
214. Khamchiev Belan Bagaudinovich
215. Khinstein Aleksandr Evseevich
216. Khor Gleb Yakovlevich
217. Khorolya Dmitriy Ottovich
218. Chizhov Sergey Viktorovich
219. Chindyaskin Sergey Viktorovich
220. Shaidenko Nadezhda Anatolevna
221. Shakkum Martin Lyutsianovich
222. Shvetsova Ludmila Ivanovna
223. Shemyakin Vladimir Leonidovich
224. Shestakov Vasilii Borisovich
225. Shihsaidov Khizri Isaevich
226. Shkolkina Nadezhda Vasilyevna
227. Shlegel Robert Aleksandrovich
228. Shoigu Larisa Kuzhugetovna
229. Shreider Viktor Filippovich
230. Shhagoshev Adalbi Lyulevich
231. Em Yuri Pavlovich
232. Erkenov Akhmad Chokaevich
233. Yuzhilin Vitaliy Aleksandrovich
234. Yusupov Marsel Kharisovich
235. Jazev Valeriy Afonasevich
236. Yakovleva Tatyana Vladimirovna
237. Jakushev Valeriy Vasilevich
238. Yarovaya Irina Anatolevna



## Appendix № 2 to the Chapter 10

Number and percentage of votes cast for the federal list of candidates  
nominated by political parties participating in election December 4, 2011

№ item	Political parties	In total		Adygei Republic (Adygeya)		Altai Republic		Bashkortostan Republic		Buriat Republic		Daghestan Republic	
1	Political Party "FAIR RUSSIA"	8695522	13.24%	18943	8.46%	9938	10.32%	130345	5.45%	48166	12.63%	2842	0.19%
2	Political Party "Liberal-democratic Party of Russia"	7664570	11.67%	17360	7.75%	10252	10.65%	124381	5.20%	36119	9.47%	449	0.03%
3	Political Party "PATRIOTS of RUSSIA"	639119	0.97%	2068	0.92%	778	0.81%	12950	0.54%	3008	0.79%	1948	0.13%
4	Political Party "Communist Party of the Russian Federation"	12599507	19.19%	40831	18.23%	20741	21.55%	374010	15.65%	92834	24.34%	118675	7.93%
5	Political Party "Russian United Democratic Party "YABLOKO"	2252403	3.43%	3962	1.77%	1479	1.54%	29846	1.25%	7161	1.88%	741	0.05%
6	All-Russia Political Party "UNITED RUSSIA"	32379135	49.32%	136612	61.00%	51342	53.33%	1684953	70.50%	186953	49.02%	1368980	91.44%
7	All-Russia Political Party "RIGHT CAUSE"	392806	0.60%	1070	0.48%	486	0.50%	9328	0.39%	1611	0.42%	865	0.06%

continuation of the table

№ item	Ingush Republic		Kabardino-Balkarian Republic		Kalmyk Republic		Karachaevo-Cherkess Republic		Karelian Republic		Komi Republic		Mari El Republic		Mordovian Republic	
1	3851	2.32%	1045	0.20%	9790	7.18%	1386	0.47%	58027	20.58%	61804	11.47%	40239	10.59%	7969	1.29%
2	675	0.41%	418	0.08%	5485	4.02%	828	0.28%	50582	17.94%	64163	11.91%	44537	11.72%	9512	1.54%
3	419	0.25%	135	0.03%	870	0.64%	390	0.13%	2605	0.92%	5079	0.94%	3258	0.86%	837	0.14%
4	4894	2.94%	92153	17.63%	25035	18.37%	26263	8.82%	54294	19.26%	72533	13.46%	78791	20.73%	28053	4.54%
5	1280	0.77%	368	0.07%	1944	1.43%	381	0.13%	17512	6.21%	8164	1.51%	7622	2.01%	1822	0.30%
6	151257	90.96%	428171	81.91%	90089	66.10%	267475	89.84%	90942	32.26%	316916	58.81%	198570	52.24%	565597	91.62%
7	2502	1.50%	228	0.04%	890	0.65%	324	0.11%	2497	0.89%	3145	0.58%	2114	0.56%	609	0.10%

*continuation of the table*

№ item	Yakutian (Sakha) Republic		North Ossetian Republic – Alania		Tatarstan Republic		Tyva Republic		Udmurt Republic		Khakass Republic		Chechen Republic		Chuvash Republic – Chavash Republic	
1	81924	21.82%	26422	6.03%	120977	5.30%	9422	6.71%	77282	11.18%	28907	13.67%	1113	0.18%	113598	18.79%
2	31811	8.47%	9788	2.23%	79541	3.48%	2926	2.08%	114668	16.59%	33855	16.01%	150	0.02%	64516	10.67%
3	2941	0.78%	1548	0.35%	9893	0.43%	436	0.31%	17543	2.54%	3425	1.62%	436	0.07%	7997	1.32%
4	61544	16.39%	95228	21.72%	241853	10.59%	5517	3.93%	135128	19.55%	49962	23.63%	576	0.09%	126388	20.90%
5	6245	1.66%	1107	0.25%	24637	1.08%	730	0.52%	19648	2.84%	5636	2.67%	282	0.05%	9668	1.60%
6	184552	49.16%	297704	67.90%	1777189	77.83%	119705	85.29%	311721	45.09%	84843	40.13%	607909	99.48%	262526	43.42%
7	1826	0.49%	1214	0.28%	8536	0.37%	265	0.19%	4645	0.67%	1348	0.64%	261	0.04%	2177	0.36%

continuation of the table

№ item	Altai Territory		Zabaykalsky Territory		Kamchatka Territory		Krasnodar Territory		Krasnoyarsk Territory		Perm Territory		Primorski Territory		Stavropol Territory	
1	166463	16.10%	62160	14.10%	13837	10.06%	293924	10.81%	171949	15.86%	167272	16.41%	135432	18.16%	119297	11.82%
2	171347	16.57%	84535	19.18%	25589	18.61%	284360	10.45%	184249	16.99%	182416	17.89%	139520	18.70%	154492	15.31%
3	7738	0.75%	4746	1.08%	3067	2.23%	25817	0.95%	10724	0.99%	10719	1.05%	6406	0.86%	9381	0.93%
4	255487	24.71%	82150	18.64%	23495	17.08%	477604	17.56%	255919	23.60%	214312	21.02%	173938	23.32%	185724	18.40%
5	25027	2.42%	7503	1.70%	5658	4.11%	54927	2.02%	34976	3.23%	44220	4.34%	23184	3.11%	21448	2.13%
6	384429	37.17%	190756	43.28%	62240	45.25%	1527253	56.15%	397941	36.70%	369944	36.28%	246059	32.99%	495691	49.11%
7	3913	0.38%	2170	0.49%	805	0.59%	12658	0.47%	9624	0.89%	8216	0.81%	3706	0.50%	4295	0.43%

continuation of the table

№ item	Khabarovsk Territory		Amur Region		Arkhangelsk Region		Astrakhan Region		Belgorod Region		Bryansk Region		Vladimir Region		Volgograd Region	
1	78933	14.09%	36386	10.28%	109222	22.11%	62168	14.56%	105399	11.58%	69690	11.17%	133580	21.53%	226854	21.94%
2	111033	19.82%	74239	20.97%	89741	18.16%	35576	8.33%	87786	9.65%	66398	10.64%	80246	12.93%	137420	13.29%
3	7612	1.36%	6123	1.73%	6092	1.23%	3001	0.70%	9328	1.03%	5840	0.94%	6873	1.11%	11066	1.07%
4	114793	20.49%	67905	19.18%	99924	20.23%	56629	13.26%	204004	22.42%	145420	23.31%	127370	20.53%	235292	22.76%
5	20465	3.65%	6644	1.88%	22041	4.46%	4325	1.01%	18960	2.08%	12337	1.98%	21874	3.53%	35541	3.44%
6	213616	38.14%	154129	43.54%	157599	31.90%	256994	60.17%	465571	51.16%	312620	50.12%	237457	38.27%	366888	35.48%
7	4002	0.71%	2314	0.65%	3714	0.75%	1426	0.33%	4030	0.44%	2740	0.44%	3505	0.56%	6083	0.59%

continuation of the table

№ item	Vologda Region		Voronezh Region		Ivanovo Region		Irkutsk Region		Kaliningrad Region		Kaluga Region		Kemerovo Region		Kirov Region	
1	150154	27.15%	177718	14.47%	70293	15.60%	119560	13.36%	55851	13.26%	71654	15.61%	115443	7.96%	120423	19.79%
2	85358	15.43%	108999	8.88%	66578	14.78%	155215	17.34%	59376	14.10%	65910	14.36%	178908	12.34%	101613	16.70%
3	7010	1.27%	10324	0.84%	5401	1.20%	10612	1.19%	9374	2.23%	6324	1.38%	11918	0.82%	7162	1.18%
4	92799	16.78%	268267	21.85%	101428	22.52%	248751	27.79%	107549	25.54%	100568	21.91%	152345	10.51%	138008	22.68%
5	19125	3.46%	26986	2.20%	15658	3.48%	30779	3.44%	23161	5.50%	18932	4.12%	31603	2.18%	16583	2.72%
6	184715	33.40%	614484	50.05%	180730	40.12%	312709	34.93%	156131	37.07%	185508	40.42%	931474	64.24%	212389	34.90%
7	4056	0.73%	5364	0.44%	3588	0.80%	5043	0.56%	2862	0.68%	2930	0.64%	5850	0.40%	3422	0.56%



*continuation of the table*

№ item	Kostroma Region		Kurgan Region		Kursk Region		Leningrad Region		Lipetsk Region		Magadan Region		Moscow Region		Murmansk Region	
1	60011	18.58%	62091	14.47%	74944	14.43%	171860	25.30%	91005	16.73%	7327	11.61%	455525	15.87%	68601	19.67%
2	51639	15.99%	72424	16.88%	69960	13.47%	101773	14.98%	78325	14.40%	10957	17.37%	411453	14.34%	63161	18.11%
3	3365	1.04%	3643	0.85%	7190	1.38%	8104	1.19%	5204	0.96%	1006	1.59%	38109	1.33%	4084	1.17%
4	93164	28.85%	84233	19.63%	107543	20.71%	118105	17.39%	124534	22.89%	14355	22.75%	732904	25.54%	75892	21.76%
5	9781	3.03%	8526	1.99%	11897	2.29%	34077	5.02%	13608	2.50%	2189	3.47%	175026	6.10%	16652	4.77%
6	99283	30.74%	190519	44.41%	237415	45.72%	224332	33.03%	218095	40.09%	25895	41.04%	942375	32.83%	111676	32.02%
7	1707	0.53%	1951	0.45%	2643	0.51%	4413	0.65%	2809	0.52%	510	0.81%	28723	1.00%	2200	0.63%

continuation of the table

№ item	Nizhni Novgorod Region		Novgorod Region		Novosibirsk Region		Omsk Region		Orenburg Region		Orel Region		Penza Region		Pskov Region	
1	169713	10.60%	83746	28.05%	153115	12.69%	116642	13.40%	141599	16.79%	47935	11.21%	63168	8.66%	50411	16.41%
2	170591	10.66%	34259	11.48%	189465	15.70%	123486	14.19%	142538	16.90%	52306	12.24%	73885	10.12%	42772	13.93%
3	13615	0.85%	2740	0.92%	12716	1.05%	9039	1.04%	8812	1.05%	3802	0.89%	5126	0.70%	2760	0.90%
4	460595	28.77%	58245	19.51%	365004	30.25%	222525	25.57%	220754	26.18%	136701	31.98%	144705	19.83%	77192	25.13%
5	45271	2.83%	9319	3.12%	51965	4.31%	30626	3.52%	19911	2.36%	8837	2.07%	15392	2.11%	15660	5.10%
6	713289	44.56%	103232	34.58%	408209	33.84%	344713	39.61%	294249	34.89%	166642	38.99%	410858	56.30%	112581	36.65%
7	8174	0.51%	1462	0.49%	7815	0.65%	6434	0.74%	3779	0.45%	3346	0.78%	2912	0.40%	1391	0.45%

*continuation of the table*

№ item	Rostov Region		Ryazan Region		Samara Region		Saratov Region		Sakhalin Region		Sverdlovsk Region		Smolensk Region		Tambov Region	
1	260151	13.26%	76819	15.08%	191495	14.19%	134104	10.08%	22860	11.77%	442611	24.69%	75537	18.60%	36118	6.02%
2	199369	10.16%	76684	15.06%	212115	15.72%	96246	7.24%	31055	15.98%	286939	16.01%	59917	14.75%	42526	7.09%
3	16060	0.82%	5948	1.17%	15649	1.16%	7761	0.58%	2303	1.19%	16371	0.91%	4648	1.14%	3093	0.52%
4	409164	20.85%	120094	23.58%	312144	23.13%	183582	13.80%	45513	23.43%	301590	16.82%	98420	24.24%	98729	16.46%
5	56134	2.86%	15691	3.08%	53496	3.96%	22629	1.70%	6652	3.42%	76632	4.27%	11652	2.87%	8594	1.43%
6	985470	50.22%	202638	39.79%	531254	39.37%	863047	64.89%	81419	41.91%	586298	32.71%	147111	36.23%	399705	66.66%
7	9849	0.50%	3399	0.67%	6529	0.48%	4095	0.31%	1336	0.69%	37101	2.07%	2148	0.53%	1713	0.29%

continuation of the table

№ item	Tver Region		Toms Region		Tula Region		Tyumen Region		Ulyanovsk Region		Chelyabinsk Region		Yaroslavl Region		Moscow City	
1	120568	19.80%	52917	13.41%	77506	8.46%	58728	7.39%	99313	15.62%	272664	16.63%	133500	22.63%	534689	12.14%
2	71189	11.69%	70453	17.85%	84440	9.21%	111759	14.06%	80077	12.59%	193058	11.77%	91341	15.48%	416117	9.45%
3	7455	1.22%	5236	1.33%	7442	0.81%	6473	0.81%	6270	0.99%	15825	0.97%	10898	1.85%	58881	1.34%
4	141482	23.23%	88373	22.39%	138155	15.07%	93273	11.74%	146821	23.09%	239831	14.63%	141525	23.99%	852541	19.36%
5	22925	3.76%	18379	4.66%	32034	3.49%	16010	2.01%	14475	2.28%	56770	3.46%	28240	4.79%	376653	8.55%
6	234104	38.44%	148082	37.51%	562073	61.32%	494437	62.21%	277048	43.56%	824490	50.28%	171326	29.04%	2053156	46.62%
7	3137	0.52%	3966	1.00%	3910	0.43%	4668	0.59%	3009	0.47%	9231	0.56%	3997	0.68%	35905	0.82%

*continuation of the table*

№ item	Saint-Petersburg City		Jewish Autonomous Region		Nenets Autonomous area		Khanty-Mansi Autonomous area – Yugra		Chukot Autonomous area		Yamalo-Nenetski Autonomous area		City of Baikonur (The Republic of Kazakhstan)		Outside the territory of the Russian Federation, except the city of Baikonur	
1	470451	23.66%	7428	10.53%	2983	14.98%	82182	13.84%	1462	5.40%	13725	4.70%	1036	11.86%	21330	7.08%
2	204806	10.30%	11086	15.72%	3490	17.53%	133713	22.53%	3044	11.24%	39805	13.63%	1363	15.60%	22064	7.33%
3	24755	1.25%	658	0.93%	253	1.27%	7689	1.30%	236	0.87%	2153	0.74%	112	1.28%	2413	0.80%
4	304800	15.33%	13966	19.80%	4939	24.80%	95550	16.10%	1815	6.70%	19157	6.56%	1425	16.31%	35183	11.68%
5	230394	11.59%	1347	1.91%	557	2.80%	16777	2.83%	464	1.71%	3522	1.21%	250	2.86%	21197	7.04%
6	703209	35.37%	33933	48.11%	7176	36.04%	243431	41.01%	19037	70.32%	209327	71.68%	4225	48.36%	192443	63.91%
7	18727	0.94%	343	0.49%	222	1.11%	3664	0.62%	179	0.66%	1195	0.41%	50	0.57%	1907	0.63%

### Information about the composition of registered deputies of The State Duma of the Federal Assembly of the Russian Federation of the sixth convocation\*

Number on the results of drawing lots	The political parties that have registered a federal list of candidates	Number of deputy mandates		Number of female deputies		Number of deputies under the age of 35 years		Legislative (representative) and executive authorities of any level (except the deputies on a temporary basis)														The deputies of the legislative (representative) authorities, local self-government on a temporary basis		Non-governmental organisation		Health, education science, culture, media		Judiciary, law enforcement, military personnel		Economics and other field of activities		The temporarily unemployed, pensioners, housekeeper																																																																																																																																																																																																																																																																																																																																																																																																																																																																																																																																																																																																																																																																																																																																																																																																																																																																																																																																																																																																																																																																																																																																																																																																																																																																																															
		Abs.	%	Abs.	%	Abs.	%	Abs.	%	Abs.	%	Abs.	%	Abs.	%	Abs.	%	Abs.	%	Abs.	%	Abs.	%	Abs.	%	Abs.	%	Abs.	%																																																																																																																																																																																																																																																																																																																																																																																																																																																																																																																																																																																																																																																																																																																																																																																																																																																																																																																																																																																																																																																																																																																																																																																																																																																																																																		
1	Political Party "FAIR RUSSIA"	64	10	15,63	4	6,25	38	59,38	2	3,13	29	45,31	4	6,25																																																																																																																																																																																																																																																																																																																																																																																																																																																																																																																																																																																																																																																																																																																																																																																																																																																																																																																																																																																																																																																																																																																																																																																																																																																																																																																	

\* According to the data by "Vybory" State Automated System of the Russian Federation.



*Appendix № 4 to the Chapter 10*

**The distribution deputy mandates  
between the federal list of candidates nominated by political parties, and between the  
regional groups within Candidate lists  
(in terms of Federal Districts)**

The regional groups of a political party		UNITED RUSSIA	CPRF	FAIR RUSSIA	LDRF
Central Federal District	Belgorod Region	3	1	1	1
	Bryansk Region	2	1	0	0
	Vladimir Region	2	1	1	1
	Voronezh Region	5	2	1	1
	Ivanovo Region	1	-	-	-
	Ivanovo Region, Kostroma Region	-	1	1	1
	Kaluga Region	1	-	-	0
	Kaluga Region, Smolensk Region	-	1	-	-
	Kaluga Region, Kursk Region, Orel Region	-	-	1	-
	Kostroma Region	1	-	-	-
	Kursk Region	2	1	-	0
	Lipetsk Region	2	1	1	0
	Moscow Region	7	5	-	-
	Moscow Region – Dmitrov District, Moscow Region – Kolomna District, Moscow Region – Noginsk District	-	-	1	-
	Moscow Region – Dmitrov District, Moscow Region – Kolomna District, Moscow Region – Lyubertsy District, Moscow Region – Noginsk District	-	-	-	1
	Moscow Region – Istra District, Moscow Region – Khimki District	-	-	1	-
	Moscow Region – Istra District, Moscow Region – Podolsk District, Moscow Region – Serpukhov District, Moscow Region – Khimki District	-	-	-	1
	Moscow Region – Lyubertsy District, Moscow Region – Podolsk District, Moscow Region – Serpukhov District	-	-	1	-
	Orel Region	1	1	-	0
	Ryazan Region	2	1	-	0
	Ryazan Region, Tambov Region	-	-	1	-
	Smolensk Region	1	-	1	0
	Tambov Region	3	-	-	0
	Tver Region	2	1	0	0
	Tula Region	4	1	1	1
	Yaroslavl Region	1	1	1	1
	Moscow City	15	6	-	-
	Moscow City – Vostochnaya, Moscow City – Donskaya, Moscow City – Lyublinskaya	-	-	1	-
	Moscow City – Vostochnaya, Moscow City – Lublinskaya,	-	-	-	1
	Moscow City – Medvedkovskaya				
	Moscow City – Donskaya, Moscow City – Tsentralnaya	-	-	-	0
	Moscow City – Kuntsevskaya, Moscow City – Tsaritsenskaya,	-	-	-	1
	Moscow City – Cheremushkinskaya				
	Moscow City – Kuntsevskaya, Moscow City – Tsaritsenskaya,	-	-	1	-
	Moscow City – Tsentralnaya, Moscow City – Cheremushkinskaya				
	Moscow City – Tushinskaja, Moscow City – Sheremetevskaya	-	-	-	1
	Moscow City – Medvedkovskaya, Moscow City – Tushinskaja,	-	-	1	-
	Moscow City – Sheremetevskaya				
	<b>In total</b>	<b>55</b>	<b>25</b>	<b>16</b>	<b>11</b>

The regional groups of a political party		UNITED RUSSIA	CPRF	FAIR RUSSIA	LDRF
Northwestern Federal District	Karelian Republic, Murmansk Region	-	1	-	-
	Karelian Republic, Leningrad Region	-	-	1	-
	Komi Republic	2	-	-	0
	Komi Republic, Arkhangelsk Region	-	1	1	-
	Arkhangelsk Region, Nenets Autonomous area	1	-	-	1
	Vologda Region	1	-	-	1
	Vologda Region, Novgorod Region	-	1	-	-
	Vologda Region, Novgorod Region, Tver Region	-	-	2	-
	Kaliningrad Region	3	-	-	0
	Kaliningrad Region, Pskov Region	-	1	1	-
	Leningrad Region	2	1	-	1
	Murmansk Region	1	-	0	0
	Novgorod Region	1	-	-	0
	Pskov Region	1	-	-	0
	Saint-Petersburg City	5	2	3	1
	Nenets Autonomous area	-	0	0	-
	<b>In total</b>	<b>18</b>	<b>7</b>	<b>8</b>	<b>4</b>
Volga Federal District	Bashkortostan Republic	12	-	-	-
	Bashkortostan Republic – Birska, Bashkortostan Republic – Ufa	-	1	1	-
	Bashkortostan Republic – Salavat, Bashkortostan Republic – Sterlitamak	-	1	0	-
	Bashkortostan Republic – Birska, Bashkortostan Republic – Sterlitamak, Bashkortostan Republic – Ufa	-	-	-	1
	Bashkortostan Republic – Salavat	-	-	-	0
	Mari El Republic	1	0	-	-
	Mari El Republic, Chuvash Republic – Chavash Republic	-	-	1	-
	Mari El Republic, Kirov Region	-	-	-	1
	Mordovian Republic	4	0	-	-
	Mordovian Republic, Ulyanovsk Region	-	-	1	1
	Tatarstan Republic	13	-	-	-
	Tatarstan Republic – Moskovskaya, Tatarstan Republic – Tsentrlnaya	-	1	0	-
	Tatarstan Republic – Naberezhnochelninskaya, Tatarstan Republic – Neftyanaya	-	1	0	-
	Tatarstan Republic – Moskovskaya, Tatarstan Republic – Naberezhnochelninskaya, Tatarstan Republic – Neftyanaya	-	-	-	0
	Tatarstan Republic – Tsentrlnaya	-	-	-	0
	Udmurt Republic	2	1	1	1
	Chuvash Republic – Chavash Republic	2	1	-	0
	Perm Territory	3	1	1	1
	Kirov Region	2	1	1	-
	Nizhni Novgorod Region	5	-	1	1
	Nizhni Novgorod Region – Nizhnegorodskaya,	-	1	-	-
	Nizhni Novgorod Region – Semenovskaya	-	-	-	-
	Nizhni Novgorod Region – Arzamasskaya, Nizhni Novgorod Region – Kstovskaya	-	2	-	-
	Orenburg Region	2	1	1	1
	Penza Region	3	-	0	0
	Penza Region, Tambov Region	-	2	-	-
	Samara Region	4	2	1	1
	Saratov Region	6	1	1	1
	Ulyanovsk Region	2	1	-	-
	<b>In total</b>	<b>61</b>	<b>18</b>	<b>10</b>	<b>9</b>

The regional groups of a political party		UNITED RUSSIA	CPRF	FAIR RUSSIA	LDRF
Southern Federal District	Adygei Republic	1	0	0	0
	Kalmyk Republic	1	0	-	-
	Kalmyk Republic, Astrakhan Region	-	-	0	-
	Kalmyk Republic, Astrakhan Region, Kaliningrad Region	-	-	-	1
	Krasnodar Territory	11	3	-	-
	Krasnodar Territory – Armavirskaya, Krasnodar Territory – Kanevskaya	-	-	1	1
	Krasnodar Territory – Krasnodarskaya	-	-	0	-
	Krasnodar Territory – Krymskaya, Krasnodar Territory – Sochinskaya	-	-	1	-
	Krasnodar Territory – Krasnodarskaya, Krasnodar Territory – Krymskaya, Krasnodar Territory – Sochinskaya	-	-	-	1
	Astrakhan Region	2	-	-	-
	Astrakhan Region, Volgograd Region	-	2	-	-
	Volgograd Region	3	-	1	1
	Rostov Region	7	3	2	-
	Rostov Region – Volgodonskaya	-	-	-	0
	Rostov Region – Kamenskaya, Rostov Region – Novocherkasskaya, Rostov Region – Taganrofskaya	-	-	-	1
	Rostov Region – Rostovskaya	-	-	-	0
	<b>In total</b>	<b>25</b>	<b>8</b>	<b>5</b>	<b>5</b>
North Caucasian Federal District	Daghestan Republic	10	1	0	-
	Daghestan Republic – Derbentskaya	-	-	-	0
	Daghestan Republic – Machachkalinskaya	-	-	-	0
	Ingush Republic	1	0	0	0
	Kabardino-Balkarian Republic	3	-	0	0
	Kabardino-Balkarian Republic, Karachaevo-Cherkess Republic	-	1	-	-
	Kabardino-Balkarian Republic	2	-	0	0
	North Ossetian Republic – Alania	2	1	0	0
	Chechen Republic	4	0	0	0
	Stavropol Territory	4	1	1	1
	<b>In total</b>	<b>26</b>	<b>4</b>	<b>1</b>	<b>1</b>
Ural Federal District	Kurgan Region	1	0	0	0
	Sverdlovsk Region	4	-	-	-
	Sverdlovsk Region – Kamensk-Uralskaya, Sverdlovsk Region – Tsentralnaya	-	1	-	1
	Sverdlovsk Region – Kamensk-Uralskaya, Sverdlovsk Region – Serovskaya, Sverdlovsk Region – Tsentralnaya	-	-	2	-
	Sverdlovsk Region – Nizhnetagilskaya, Sverdlovsk Region – Pervouralskaya	-	-	1	-
	Sverdlovsk Region – Nizhnetagilskaya, Sverdlovsk Region – Pervouralskaya, Sverdlovsk Region – Serovskaya	-	1	-	1
	Tyumen Region	4	-	0	1
	Tyumen Region, Khanty – Mansi Autonomous area – Yugra	-	1	-	-
	Chelyabinsk Region	6	2	2	-
	Chelyabinsk Region – Zlatoustovskaya, Chelyabinsk Region – Magnitogorskaya	-	-	-	1
	Chelyabinsk Region – Kalininskaya, Chelyabinsk Region – Kyshtymskaya	-	-	-	1
	Khanty – Mansi Autonomous area – Yugra	2	-	1	-
	Khanty – Mansi Autonomous area – Yugra, Yamalo-Nenetski Autonomous area	-	-	-	1
	Yamalo-Nenetski Autonomous area	2	0	0	-
	<b>In total</b>	<b>19</b>	<b>5</b>	<b>6</b>	<b>6</b>

The regional groups of a political party		UNITED RUSSIA	CPRF	FAIR RUSSIA	LDRF
Siberian Federal District	Altai Republic	0	0	0	0
	Buriat Republic	1	1	-	0
	Buriat Republic, Zabaykalsky Territory	-	-	1	-
	Tyva Republic	1	0	0	0
	Khakass Republic	1	0	0	0
	Altai Republic	3	2	1	1
	Zabaykalsky Territory	1	-	-	1
	Zabaykalsky Territory, Amur Region	-	1	-	-
	Krasnoyarsk Territory	3	2	-	1
	Krasnoyarsk Territory, Tomsk Region	-	-	1	-
	Irkutsk Region	2	2	1	1
	Kemerovo Region	7	1	1	1
	Novosibirsk Region	3	2	1	1
	Omsk Region	3	-	1	1
	Omsk Region, Tomsk Region	-	2	-	-
	Tomsk Region	1	-	-	0
	<b>In total</b>	<b>26</b>	<b>13</b>	<b>7</b>	<b>7</b>
Far Eastern Federal District	Yakutian (Sakha) Republic	1	-	-	-
	Yakutian (Sakha) Republic, Magadan Region	-	0	-	-
	Yakutian (Sakha) Republic, Kamchatka Territory, Amur Region, Magadan Region	-	-	1	-
	Yakutian (Sakha) Republic, Kamchatka Territory, Amur Region, Magadan Region, Chukot Autonomous area	-	-	-	1
	Kamchatka Territory	1	0	-	-
	Primorski Territory	2	1	1	1
	Khabarovsk Territory, Jewish Autonomous Region	2	1	-	-
	Khabarovsk Territory, Sakhalin Region, Jewish Autonomous Region	-	-	1	1
	Amur Region	1	-	-	-
	Chukot Autonomous area	-	0	0	-
	Magadan Region, Chukot Autonomous area	0	-	-	-
	Sakhalin Region	1	0	-	-
	<b>In total</b>	<b>8</b>	<b>2</b>	<b>3</b>	<b>3</b>
The Russian Federation	<b>The federal part of the list of candidates</b>	<b>-</b>	<b>10</b>	<b>8</b>	<b>10</b>
<b>Total</b>		<b>238</b>	<b>92</b>	<b>64</b>	<b>56</b>

*Appendix № 5 to the Chapter 10*

**Value of deputy mandates (cutoff threshold) obtained by political parties  
that are seats in the State Duma of the Federal Assembly of the Russian Federation  
of the sixth convocation**

The political parties	The number of received votes	The number of received mandates	The number of votes for one man- date	The minimum number of votes sufficient to make one (last) mandate
All-Russia Political Party "UNITED RUSSIA"	32379135	238	136047	81419
Political Party Communist Party of the Russian Federation"	12599507	92	136951	92834
Political Party "FAIR RUSSIA"	8695522	64	135868	75537
Political Party Liberal-democratic Party of Russia"	7664570	56	136867	80246
<b>In total</b>	<b>61338734</b>	<b>450</b>		

## **Chapter 11.**

### **Opinion polls**

### **and forecasts of election returns**

#### **11.1. Opinion polls**

##### **11.1.1. General federal and regional sociological studies**

The observation of the election campaign on the election of deputies of the State Duma of the Federal Assembly of the Russian Federation of the sixth convocation showed that domestic social-logical organizations became one of the most active participants. The electoral field was acted by sociological centers of the federal and regional levels, monitoring of the “independent” and party organizations and even industrial sociologists\*. In addition to predicting the outcomes of the election campaign and creation of exit polls, they conducted whether one-time and periodic studies (weekly, monthly), which were subdivided in scope on nation-wide, conjugate (several subjects at the same time) and the regional polls, but in form on the massive and representative population surveys, a series of expert interviews were also conducted.

The sample size for the research is generally comparable. So, the Russian Public Opinion Research Center (VCIOM) weekly interviewed 1,600 people in 138 settlements in 46 regions, territories and republics of the Russian Federation, Levada Analytical Center (Levada Center) monthly conducted survey 1,600 people in 130 settlements in 45 subjects of the Russian Federation. According to the official website information, the Public Opinion Foundation (FOM) sample size for the research was a little more ( 3,000 people in 204 settlements of 64 subjects of the Russian Federation). It should be noted that initiative research sociological organizations had been conducting this regular public opinion polls themselves (as customers and performers)

---

\* Industrial sociology – a special sociological theory of the content and meaning of “human factor” of industry, that is, the structure, mechanisms and effectiveness of public, collective and individual actions and relationships of industrial workers.

##### **11.1.2. Thematic variety of sociological research**

In relation to the sociological studies themes during the preparation and conduct of election of deputies of the State Duma of the sixth convocation were mainly devoted to:

- the assessment of the level of support in the Russian public opinion for political parties (formation of the so-called “party ratings”) in the subjects and across the country;
- the assessment of the political effectiveness of election campaigning for political parties and the research of the results;
- the attitudes of the Russian citizens toward public institutions;
- the approval rating in the Russian public opinion for the central government – President of the Russian Federation D.A. Medvedev and Chairman of the Government of the Russian Federation V.V. Putin;
- the level of Russians’ confidence for Internet-based resources, social networks;
- the political purposes and causes in the Russian population for the general social, interfaith and other situations in the country.

The large national sociological federal organizations, such as VCIOM, FOM, Levada Center actively published the all-Russian public survey results on monitoring of the level of support in the Russian public opinion for political parties. To determine the level of support in the Russian public opinion for political parties the representatives of the biggest general federal sociological services (not depending on the regularity of conducting research) asked the respondents the same standard question: “Which party would you have given your vote if elections were held in the near future Sunday?”. Levada Center conducted a monthly survey with the identification of the dynamics of monthly fluctuations of party ratings, and VCIOM carried out the nation-wide representative population surveys every weekend. Also, FOM weekly showed the similar dynamics of variation in party ratings too.



Submitted by sociologists data on the results of studies significantly differed from time to time. Thus, under the same sample size and the similar principles of its formation the specialists of Levada Center throughout the campaign predicted all parliamentary parties to have much more successful result than the experts of VCIOM. The comparative ratings of political parties are given in the appendix to chapter 11.

The different indicators are likely explained by difference in the methods of result calculation of population surveys. For example, a significant gap in the ratings can be formed when the specialists of VCIOM counted political preferences of the population of Russia, based on the total number of respondents, and the experts of Levada Center – based on the number of respondents, decided to take part in the voting. However, this statement has only a probabilistic nature, as the information about the methods used to calculate the results of research, as a rule, are closed.

In addition to the general federal polls during the campaign for the election of deputies of the State Duma of the Federal Assembly of the Russian Federation of the sixth convocation managed to capture a number of studies at the regional level. They were carried out as true regional sociological services and sociological organizations of general federal scale on the materials of the subjects of the Russian Federation. Studies were single and periodic.

At the stage of start of the election campaign the regional studies differed by wide range of issues. The results obtained in the course of carrying out surveys made it possible to determine not only the level of support for any political party, but also to identify factors that have influenced the choice of voter, a general awareness of the population about the elections and the willingness to participate in them. Closer to the Election Day the regional sociological services were focusing on the monitoring for the political preferences of the citizens.

It is noteworthy that the performance of the regional sociological research, especially in determining the level of popularity for political parties, a little fell behind the medium-Russian. However, the regional surveys have demonstrated a high degree of optimism and readiness to participate in the elections on December 4, 2011. Also, it is interesting that according to a number of the regional sociologists, the voter choice (along with other factors) to a large extent depended on the sex. For example, more women than men were likely to vote

for the political party “UNITED RUSSIA” (41% vs. 23%) \*.

As it was expected, the Russian sociologists researched in full compliance with the stages of the election campaign. For example, during the primaries the mechanism of awareness of Russian citizens in matters of procedures related to the electoral process in the country was investigated (as the example) by the specialists of VCIOM. The data received showed that the meaning of the word “primaries” is unknown to 93 percent of respondents, 3 percent of Russian population believe that the primaries are a procedure for an internal party selection in the lists of candidates, 2 per cent believe that the primaries are the pre-election and 1 percent of those surveyed believe that the primaries are a vote. During the conducted pre-election congress of political parties and the start of the campaign period the sociologists assessed the awareness of the Russian population about the party congresses and forums, the popularity of political parties and the voters’ evaluation for the party advertising campaigns.

### 11.1.3. The practice of conducting online surveys

During the last election campaign for elections of deputies, the electoral opinion polls (on electoral topics) organized by the Regional Internet resources have been the focus. Also, at the present time the practice of conducting online surveys is widespread at the federal level. Their own electorate surveys were published by “Gazeta.ru” ([www.gazeta.ru](http://www.gazeta.ru)), website “Rosbalt” ([www.rosbalt.ru](http://www.rosbalt.ru)), the business newspaper “The View” ([www.vz.ru](http://www.vz.ru)) and several other thematic sites. Besides, in the Internet there is “Russian research project “Online survey” for people who are interested ([www.internetopros.ru](http://www.internetopros.ru)), where web users are invited to participate in the online surveys on the various subjects including the electoral theme. It is noteworthy that each completed application form of the survey shall be paid to the participant in accordance with the terms and conditions of the website.

Based on the experience of the last election campaign, we can say that the online survey as the tool of

\* See: *Treschanin D.* Putin's party is feminine: the weaker sex prefers "UR", strong – the Communist Party, or does not know who to vote for // “Free Press” [electronic resource], 19.09.2011. URL: <http://svpressa.ru/all/article/47956/> (date of application – 04.12.2011).

study of public opinion together with the development of the Space Communications in the subjects of Russian Federation is the most widely used at the regional level too. So, as the part of election campaigns at the various levels the most popular Internet surveys in the regions became the study of electoral preferences.

## 11.2. Social forecasts of election returns

### 11.2.1. Competition of sociological forecasts

In November – December 2011, the Russian Center for Training in election Technologies of the CEC of Russia held the next competition of sociological forecasts for the election of deputies of the State Duma of the Federal Assembly of the Russian Federation of the sixth convocation.

The competition was held for several nominations:

- 1) the most accurate forecast of voter turnout (predictive estimate of voter turnout in the election);
- 2) the most accurate forecast of the share of votes for the winner of the elections (prognostic evaluation of the results of a political party - a winner of elections);
- 3) the most accurate integrated forecast (the forecast assessment of percent of the votes cast in favor of the federal candidate list nominated by political parties).

To stimulate the regional polling agencies the non-competitive nomination was declared – the most accurate forecast of the electoral support for political parties in the subjects of the Russian Federation (formation of the most successful “three” of the subjects of the Russian Federation for each political party).

To stimulate the polling organizations of different levels, especially those who are conducting research primarily in the Russian Federation, the RCTET under the CEC of Russia (the Russian Center for Training in Election Technologies under the Central Election Commission of the Russian Federation) the first made it possible for competition applications in electronic form.

The comparison with the previous election cycles indicates that interest in participating in the competition increased substantially. The total number of participants was 23 organizations and their regional representative offices have increased significantly. Ten regional sociological organizations from

St. Petersburg, Bryansk, Krasnodar, Astrakhan, Saransk, Perm, Tyumen, Vladivostok, Yakutsk and Yaroslavl submitted their competition applications. The summary table of the participants are presented in the Appendix to Chapter 11.

Three largest national sociological organizations FOM, VCIOM and Levada Center took part in the competition too. The group of “newcomers” significantly increased the number of the participants, 14 out of 23 participants competed for the first time.

Main feature of the competition was the fact that the sociological organizations conducting the general federal polls actively competed with the sociological organizations conducting the regional studies.

Methodologically, the competition participants preferred the expert assessments in the pre-electoral forecasts formation.

The winners of the competition were:

1. In the nomination “The most accurate forecast of voter turnout” – Institute for Social Research (Moscow), the Institute for Comparative Social Research (CeSSI, Moscow) and the Foundation for Research of the Problems of Democracy (Moscow). The difference between the average forecast of the participants and the official results of the CEC of Russia accounted for only 0.1 percent;

2. In the nomination “The most accurate forecast of the share of votes for the winner of the elections”- Sociological Service “Barometer” (Moscow) and the Center for Applied Sociology and Political Science (Krasnodar). The average forecast of the competitors exceeded the official results of the CEC of Russia by more than 2 percent;

3. In the nomination “The most accurate integrated forecast”- the Institute for Comparative social studies (CeSSI, Moscow);

4. In the non-competitive nomination “The most accurate forecast of electoral support for political parties in the subjects of the Russian Federation” – Foundation “St. Petersburg policy” (St. Petersburg).

The results of the forecasting in the form of tables and charts together with the official vote returns (for comparison) were included in the appendix to chapter 11.

The preliminary results of the competition were declared by the Information Centre of the CEC of Russia “Elections 2011” on December 5, 2011. The official results of the competition were declared on December 19, 2011 as part of the award ceremony of the competition winners and laureates. The winners in each category of the competition (including non-

competitive program) were awarded the diplomas of the CEC of Russia. The summary report on the results of competition was posted on the official website of the RCOIT of the CEC of Russia ([www.rcoit.ru](http://www.rcoit.ru)) on December 22, 2011.

The competition which was held showed high accuracy of the election forecasts performed by national polling organizations. The majority of the competitors gave the assessments that were very close to official returns of the CEC of Russia. The deviations of the forecast assessments of the electoral activity of the population for the party – the winner of the election (“UNITED RUSSIA”) may be called insignificant.

The wide range of the forecast assessments presented at the competition has been the focus too. The forecast assessments of the electoral activity of the population for the Communist Party and the Liberal Democratic Party distinguished from the other by great homogeneity. Together with the political parties that failed to pass 7 percent threshold, a relatively large variation was observed for the party “FAIR RUSSIA”. However, the average forecast for this party distinguished from the official returns of the CEC of Russia by only 2.7 percent, of the Communist Party by 1.39 per cent, and of the Liberal Democratic Party by 1.23 percent. Such deviations are quite comparable with the error of quality sampling.

It is important, that all the polling organizations, which sent the competition applications, gave the first place to the Party “UNITED RUSSIA” according to the vote in December 4, 2011. A special intrigue around the political party – the winner of elections according to sociologists did not exist initially.

The results of the competition show not only the professionalism of the representatives of the national sociological community, but also increased contest within it. The large general federal organizations and the relatively small regional centers demonstrated the certain potential in the area of the forecasts including scientific.

### 11.2.2. Pre-election forecasts of political parties

During the election campaign of deputies of the State Duma of the Federal Assembly of the Russian Federation of the sixth convocation the pre-election forecasts regularly were presented by the political parties. The assessments of electoral potential of any political party were declared by its leader (as a rule).

However, the technique of formation of these forecasts have not been published, therefore to make any meaningful conclusion about the relevance of the obtained assessments is not possible. The submitted forecast assessments for electoral success of political parties varied considerably. Also, a party, which held the study and declared the information about it, increased abnormally the value of the deviation. For example, the Communist Party, according to its information-analytical service, could receive 25-30 percent of the vote \*, the Liberal Democratic Party, according to its leader – 30 percent \*\* and “PATRIOTS OF RUSSIA” had no doubt that according to results of the election returns they could enter the Parliament\*\*\*.

### 11.2.3. Exit polls and the official election returns

An important feature of the election campaign of deputies of the State Duma of the Federal Assembly of the Russian Federation of the sixth convocation was the holding of surveys at the exits of polling stations, or exit polls. First publication of their interim

\* See, for example: The main topics of the media Nov. 1, 2011. From survey of the Center for Political Culture of Russia (CIPKR) // The official website of the Communist Party, 01.11.2011. URL: [http://CPRF.ru/rus\\_soc/98401.html](http://CPRF.ru/rus_soc/98401.html) (date accessed 04/12/2011) On the sociological predictions. Deputy Head of the Department of the Central Committee of the Communist Party A.N. Vasiltsova live on radio RSN // The official website of the Communist Party, 02.11.2011. URL: [http://CPRF.ru/rus\\_soc/98431.html](http://CPRF.ru/rus_soc/98431.html) (date accessed - 04.12.2011), D. Gusev, N. Rozhkov Red took aim. Communist Party is going to take 100 seats in the State Duma // The Moscow News., 2011. August 26. URL: <http://www.mn.ru/politics/20110825/304363774.html> (date accessed - 04.12.2011), etc.

\*\* See: V. Khamraev Liberal Democratic Party will go to elections with the “Russian Affairs” and win if revolution or war happens on election day // Kommersant., 2011. June 24. Number 13 (4654), Ruby M.V. “United Russia” does not exclude the loss of a constitutional majority // News., 2011. October 4; Zhirinovskiy takes voices of clams // Official site of NTV, 04.12.2011. URL: <http://www.ntv.ru/novosti/247998/> (date accessed - 04.12.2011), etc.

\*\*\* See: Gennady Semigin: our main competitor – is apathy of citizens // Official site of the Political Party “PATRIOTS OF RUSSIA”, 11.11.2011. URL: [http://www.patriot-rus.ru/newsParty/nws\\_547/](http://www.patriot-rus.ru/newsParty/nws_547/) (date accessed - 04.12.2011), etc.

results took place before the pre- declaration announcement of the vote returns in the work of the Information Center of the CEC of Russia "Election 2011." Surveys of citizens of the Russian Federation at the exit of the polling stations, which were carried out by domestic sociological services on December 4, 2011, can be divided into the party and non-party, general federal and regional.

The non-party general federal exit polls have traditionally distinguished research of FOM and VCIOM. In the course of them number of respondents substantially differed. So, if VCIOM interviewed 250,994 people at the exits, the FOM total sample size was considerably lower – 80 000 (Table 11.1).

In general, the results of non-party exit polls can be called comparable with the results of the CEC of Russia. Thus, the maximum deviation of the vote returns for the party winning the elections ("UNITED RUSSIA") composed the absolute values of about

3.8 per cent that corresponds with the standard error-quality sampling.

On the Election Day surveys of voters at exit-polls was also carried out by political parties. For example, Institute for Social Research conducted a general federal exit-poll by order of FAIR RUSSIA \* (Table 11.2).

The results were less comparable with the results of the CEC of Russia. The sample for the survey amounted to 2,526 people, which is 100 times smaller than the size of the sample of exit poll of VCIOM. Deviation among all political parties, except the party – winner of elections ("UNITED RUSSIA"), may be characterized as minor.

Among the regional party exit polls an example may be the survey data at the exit, which was held by Interregional public organization "Society" in the Moscow region (Table 11.3).

The results of the exit poll were posted on the official website of the Communist Party. \*\* These exit

Table 11.1

	Official returns of CEC of Russia, %	Returns of exit-polls	
		FOM, %	VCIOM, %
UNITED RUSSIA	13,24	14	12,8
Liberal Democratic Party of Russia	11,67	13,2	11,42
"PATRIOTS of RUSSIA"	0,97	0,9	0,90
Communist Party of the Russian Federation	19,19	21	19,8
"YABLOKO"	3,43	3,6	4,17
"FAIR RUSSIA"	49,32	45,5	48,5
"RIGHT CAUSE"	0,6	0,6	1,10
Informal votes	1,58		1,31
Sample		Survey sample represents Russian voters and includes in 592 settlements of 80 subjects of the Russian Federation. At each polling station 100 people were surveyed The total sample size amounted to 80,000 people	Total surveyed 250,994 people on 1746 pollingstations in 62 subjects of the Russian Federation
Customers		Information is confidential	APEK (Director General – D. Orlov)
Value		Information is confidential	1 million US dollars

\* Exit poll of the Institute for Social Research: "United Russia" gained 38%, in Moscow – less than 28% // "Herald", 04.12.2011. URL: [http://www.gazeta.ru/news/lenta/2011/12/04/n\\_2122330.shtml](http://www.gazeta.ru/news/lenta/2011/12/04/n_2122330.shtml) (date accessed - 04.12.2011).

\*\* Direct link: [http://CPRE.ru/rus\\_soc/99968.html](http://CPRE.ru/rus_soc/99968.html)

Table 11.2

	Official returns of CEC of Russia, %	Institute for Social Research, %
"FAIR RUSSIA"	13,24	14,9
Liberal Democratic Party of Russia	11,67	13,7
"PATRIOTS of RUSSIA"	0,97	1,6
Communist Party of the Russian Federation	19,19	23,8
"YABLOKO"	3,43	5,3
UNITED RUSSIA	49,32	38,1
"RIGHT CAUSE"	0,6	0,9
Informal votes	1,58	1,7
Sample		Exit-poll was carried out by the Institute for Social Research in 24 subjects of RF in all types of settlement. 2526 people were interviewed at 91 polling stations
Customers		Political party FAIR RUSSIA

Table 11.3

	Official returns of CEC of Russia, %	Official returns of CEC of Russia in the Moscow region, %	Interregional public organization "Society", %
"FAIR RUSSIA"	13,24	15,9	16,39
Liberal Democratic Party of Russia	11,67	14,3	14,00
"PATRIOTS of RUSSIA"	0,97	1,3	н/д
Communist Party of the Russian Federation	19,19	25,5	35,02
"YABLOKO"	3,43	6,1	н/д
UNITED RUSSIA	49,32	32,8	31,88
"RIGHT CAUSE"	0,6	1,0	2,72
Informal votes	1,58	3,0	н/д
Sample			The survey was conducted at 250 polling stations in 57 settlements Of the Moscow region. 73,029 respondents were surveyed

poll in the Moscow region allow judging its party character. The results show an increase in electoral success of the Communist Party in a ratio to the official returns of the CEC of Russia in the Moscow region by 9.5 percent and in co-relation with the offi-

cial returns of the CEC of Russia across the country – by 16 percent in absolute terms. However, the deviation for the party – the winner of elections ("UNITED RUSSIA") in the Moscow Region was only 0.92 percent.

## Forecasts of election returns and electoral activity

## Comparative ratings of political parties taking part in elections to the State Duma of the Federal Assembly of the Russian Federation of the sixth convocation (in percent)

Political parties	VCIOM												FOM												Levada-Center													
	04.09*	11.09	18.09	25.09	02.10	08.10	15.10	22.10	29.10	04.11	12.11	19.11	30.11	10.12	17.12	24.12	01.09	08.09	15.09	22.09	29.09	06.10	13.10	20.10	27.10	03.11	10.11	17.11	24.11	01.12	06.12	15.12	22.12	September	October	November	December	
FAIR RUSSIA	4	4	4	4	5	3	4	5	4	5	7	8	9	11	8	10	4	5	4	5	4	4	5	4	5	6	5	5	6	6	9	9	10	10	6	5	9	12
Liberal-Democratic party of Russia	8	9	10	9	10	8	9	7	9	9	9	9	12	12	11	11	9	9	10	10	10	9	10	10	10	10	10	9	11	10	10	12	12	11	12	11	12	13
"PATRIOTS of RUSSIA"	0,42	0,42	0,25	0,25	1	0,31	0,25	0,44	0,38	0,25	0,31	0,50	0,19	0,34	0,31	0,27	<1	1	<1	<1	<1	<1	1	1	<1	<1	<1	<1	<1	1	1	<1	<1	<1	2	1	1	1
Communist party of the Russian Federation	11	11	12	13	13	13	12	13	14	12	13	10	12	16	16	15	10	10	11	11	11	12	13	11	13	12	12	12	13	12	12	12	14	14	16	17	20	17
"YABLOKO"	1	1	1	1	1	0,75	0,69	1,56	1,45	1,01	1,38	1,13	1,37	2,16	2,99	3,48	1	1	1	1	1	1	1	1	1	1	1	1	1	1	1	2	2	3	2	1	2	
"UNITED RUSSIA"	44	43	42	41	45	44	46	45	43	43	40	41	41	35	36	34	42	43	41	41	41	42	41	41	41	42	40	42	39	39	37	36	34	36	57	60	53	48
"RIGHT CAUSE"	1	2	1	1	1	0,88	0,81	0,44	0,95	0,76	0,56	0,50	0,44	0,41	1,07	0,55	1	1	1	1	1	<1	<1	<1	<1	<1	<1	<1	<1	<1	<1	<1	<1	<1	1	1	<1	1

\* Date of publication of the study presented "Political attitudes and preferences of the population of the Russian Federation", the survey was conducted in August 2011.

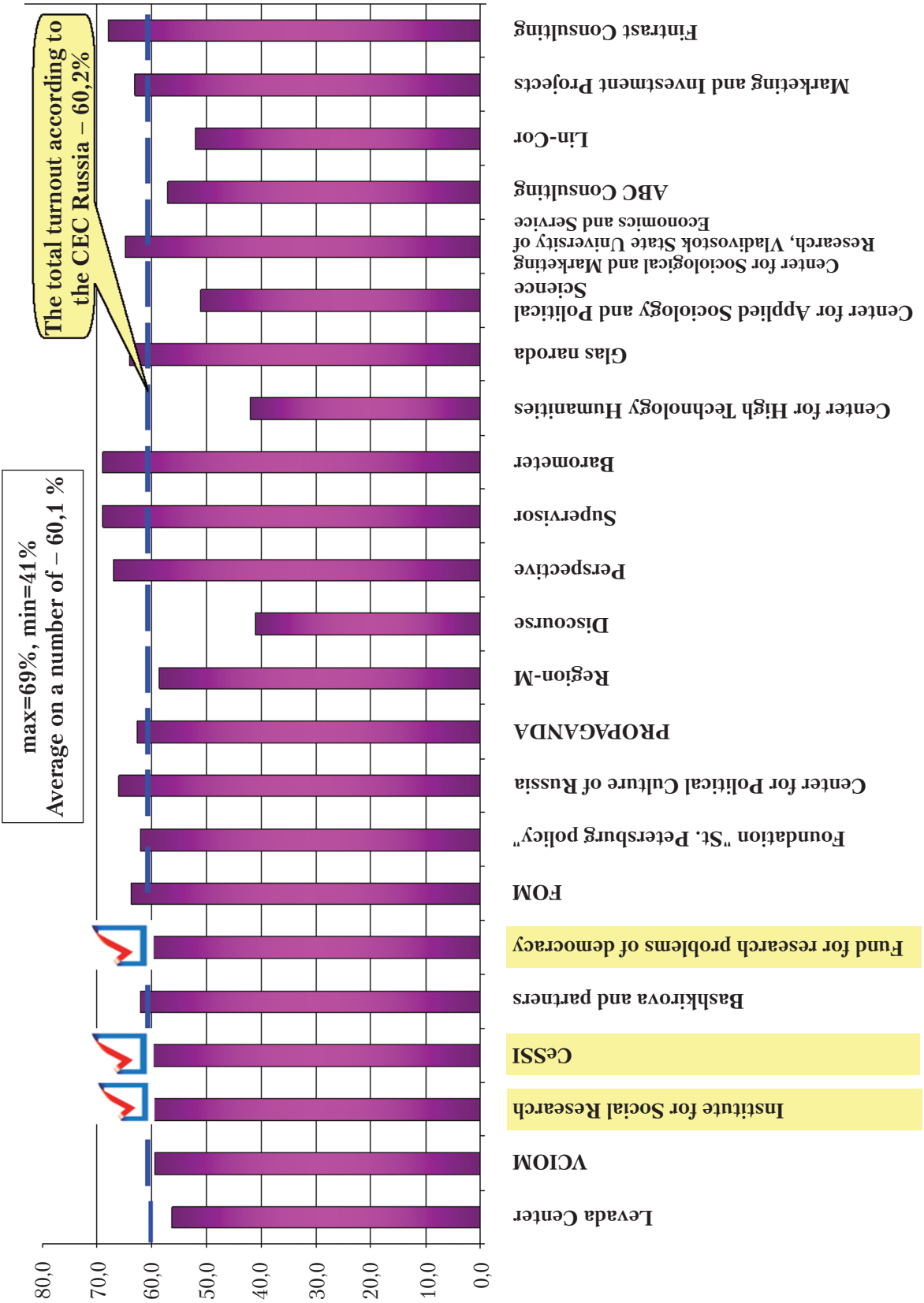


### Contestants of sociological predictions for the election of deputies of the State Duma of the Federal Assembly of the Russian Federation of the sixth Convocation

№	Organization	City
1	Yuri Levada Analytical Center (Levada Center)	Moscow
2	All-Russian Public Opinion Research Center (VCIOM)	Moscow
3	Institute for Social Research	Moscow
4	Institute for Comparative Social Research (CeSSI)	Moscow
5	Research group "Region-M"	Saransk*
6	Research Center "Discourse"	Moscow
7	ABC Consulting	Astrakhan*
8	Lin-Cor	Yaroslavl
9	Marketing and Investment Projects	Moscow
10	An independent research company "Bashkirova and partners"	Moscow
11	Partnership for Public Opinion Research Center, "The voice of the people"	Moscow
12	SEC "Perspective"	Tyumen*
13	Sociological Service "Barometer"	Moscow
14	Sociological agency "Supervisor"	Perm*
15	Fintrast Consulting	Bryansk*
16	Foundation "Public Opinion" (FOM)	Moscow
17	Foundation "St. Petersburg policy"	St. Petersburg*
18	Fund for research problems of democracy	Moscow
19	Center for High Technology Humanities	Yakutsk*
20	Center for Political Culture of Russia	Moscow
21	Center for Communication Technologies PROPAGANDA	Moscow
22	Center for Applied Sociology and Political Science	Krasnodar*
23	Center for Sociological and Marketing Research, Vladivostok State University of Economics and Service	Vladivostok*
<b>Total: 23 participants</b>		

\* Contests applied from the subjects of the Russian Federation

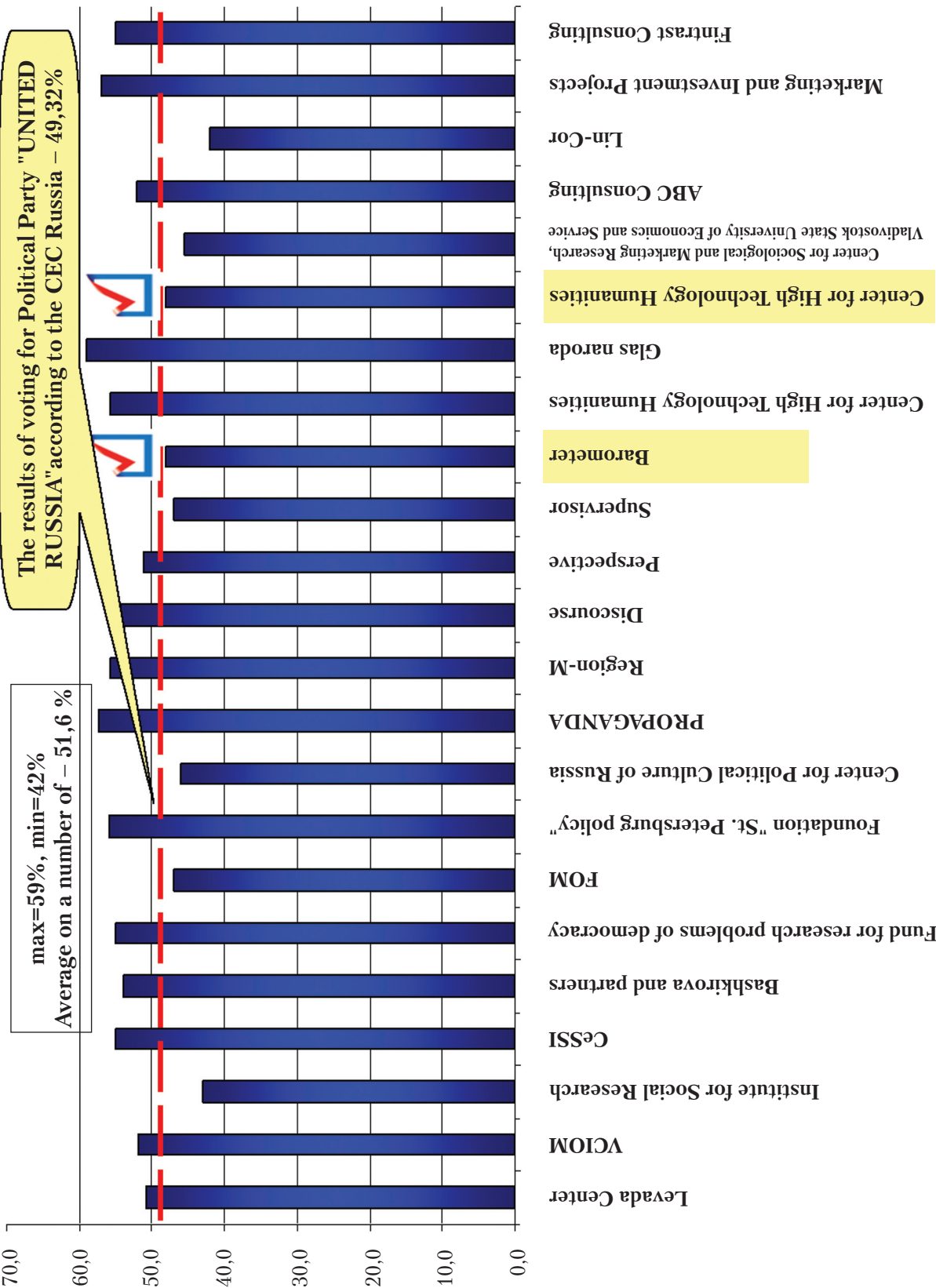
Forward-looking estimates and official results of turnout



**The deviations from the targets of the official returns of the Central Election Commission of Russia on voter turnout**

Organizations	Forecast figures on turnout (%)	Official returns of the CEC of Russia(%)	Deviations from the data of the CEC of Russia	Final rank
<b>Institute for Social Research</b>	<b>61,00</b>	<b>60,2</b>	<b>0,8</b>	<b>1–3</b>
<b>CeSSI</b>	<b>61,00</b>	<b>60,2</b>	<b>0,8</b>	<b>1–3</b>
<b>Fund for research problems of democracy</b>	<b>61,00</b>	<b>60,2</b>	<b>0,8</b>	<b>1–3</b>
VCIOM	59,30	60,2	0,9	4
Region-M	58,50	60,2	1,7	5
Bashkirova and partners	62,00	60,2	1,8	6,5
St. Petersburg policy	62,00	60,2	1,8	6,5
PROPAGANDA	62,70	60,2	2,5	8
MIP	63,00	60,2	2,8	9
ABC Consulting	57,00	60,2	3,2	10
FOM	63,60	60,2	3,4	11
The voice of the people	64,00	60,2	3,8	12
Levada-Center	56,20	60,2	4	13
Center for Sociological and Marketing Research, Vladivostok State University of Economics and Service	64,90	60,2	4,7	14
Center for Political Culture of Russia	66,00	60,2	5,8	15
Perspective	67,00	60,2	6,8	16
Fintrast Consulting	68,00	60,2	7,8	17
Lin-Kor	52,00	60,2	8,2	18
Supervisor	69,00	60,2	8,8	19,5
Barometer	69,00	60,2	8,8	19,5
Center for Applied Sociology and Political Science	51,00	60,2	9,2	21
Center for High Technology Humanities	42,00	60,2	18,2	22
Discourse	41,00	60,2	19,2	23

Forward-looking estimates and official vote returns for the All-Russian political party "UNITED RUSSIA"



**The deviations from the targets of the official returns of the CEC of Russia by voting for the  
All-Russian political party "UNITED RUSSIA"**

Organizations	Forecast figures for the party "UNITED RUSSIA"	Official returns of the CEC of Russia(%)	Deviations from the data of the CEC of Russia	Final rank
<b>Barometer</b>	<b>48,00</b>	<b>49,32</b>	<b>1,32</b>	<b>1,5</b>
<b>Center for Applied Sociology and Political Science</b>	<b>48,00</b>	<b>49,32</b>	<b>1,32</b>	<b>1,5</b>
Levada-Center	50,80	49,32	1,5	3
Perspective	51,10	49,32	1,78	4
FOM	47,00	49,32	2,32	5,5
Supervisor	47,00	49,32	2,32	5,5
VCIOM	51,90	49,32	2,58	7
ABC- Consulting	52,00	49,32	2,68	8
Center for Political Culture of Russia	46,00	49,32	3,32	9
Center for Sociological and Marketing Research, Vladivostok State University of Economics and Service	45,60	49,32	3,72	10
Bashkirova and partners	54,00	49,32	4,68	11
Discourse	54,30	49,32	4,98	12
CeSSI	55,00	49,32	5,68	13–15
Fund for research problems of democracy	55,00	49,32	5,68	13–15
Fintrast Consulting	55,00	49,32	5,68	13–15
Institute for Social Research	43,00	49,32	6,32	19
Region-M	55,70	49,32	6,38	16
Center for High Technology Humanities	55,80	49,32	6,48	17
St. Petersburg policy	56,00	49,32	6,68	18
Lin-Kor	42,00	49,32	7,32	21
MIP	57,00	49,32	7,68	20
PROPAGANDA	57,30	49,32	7,98	22
The voice of the people	59,00	49,32	9,68	23

Calculation results in the nomination "The most accurate integral forecast"

Organizations	D1	R1	D2	R2	D3	R3	D4	R4	SR	
<b>CeSSI</b>	<b>9,78</b>	<b>4</b>	<b>6,79</b>	<b>2</b>	<b>1,68</b>	<b>4</b>	<b>0,02</b>	<b>2,5</b>	<b>3,13</b>	<b>1</b>
FOM	8,80	3	7,04	4	1,71	5,5	0,04	5,5	4,50	2
Barometer	5,08	1	5,66	1	2,73	19	0,02	2,5	5,88	3
VCIOM	8,34	2	6,90	3	1,46	3	0,07	18	6,50	4
Supervisor	12,70	10	8,43	11,5	1,16	1	0,05	11	8,38	5
Fintrast Consulting	12,92	11	7,61	7	1,74	8	0,05	11	9,25	6
Bashkirova and partners	10,64	5	7,58	6	2,63	16	0,05	11	9,50	7
Center for Political Culture of Russia	12,04	8	8,06	9	2,68	18	0,04	5,5	10,13	8-9
ABC Consulting	14,82	15	8,58	13	1,72	7	0,04	5,5	10,13	8-9
St. Petersburg policy	14,00	14	8,73	14	2,22	12	0,00	1	10,25	10
Levada-Center	11,96	7	8,74	15	2,65	17	0,04	5,5	11,13	11
Discourse	12,70	9	7,64	8	2,79	20	0,05	11	12,00	12
Institute for social research	11,06	6	7,36	5	2,87	21	0,07	18	12,50	13-14
MIP	17,44	18	9,77	19	1,39	2	0,05	11	12,50	13-14
Region-M	13,94	13	8,23	10	2,11	10	0,07	18	12,75	15
Fund for research problems of democracy	13,80	12	8,43	11,5	2,25	13	0,07	18	13,63	16
PROPAGANDA	17,54	19	9,36	17	1,71	5,5	0,07	18	14,88	17
Lin-Kor	21,46	20	10,13	20	1,91	9	0,05	11	15,00	18
The voice of the people	23,78	21	11,10	21	2,16	11	0,05	11	16,00	19
Center for High Technology Humanities	16,66	17	9,21	16	2,58	15	0,07	18	16,50	20-21
Center for Applied Sociology and Political Science	14,94	16	9,43	18	2,27	14	0,07	18	16,50	20-21
Center for Sociological and Marketing Research, Vladivostok State University of Economics and Service	24,14	22	12,03	23	3,35	22,5	0,11	22	22,38	22
Perspective	29,04	23	11,90	22	3,35	22,5	0,21	23	22,63	23



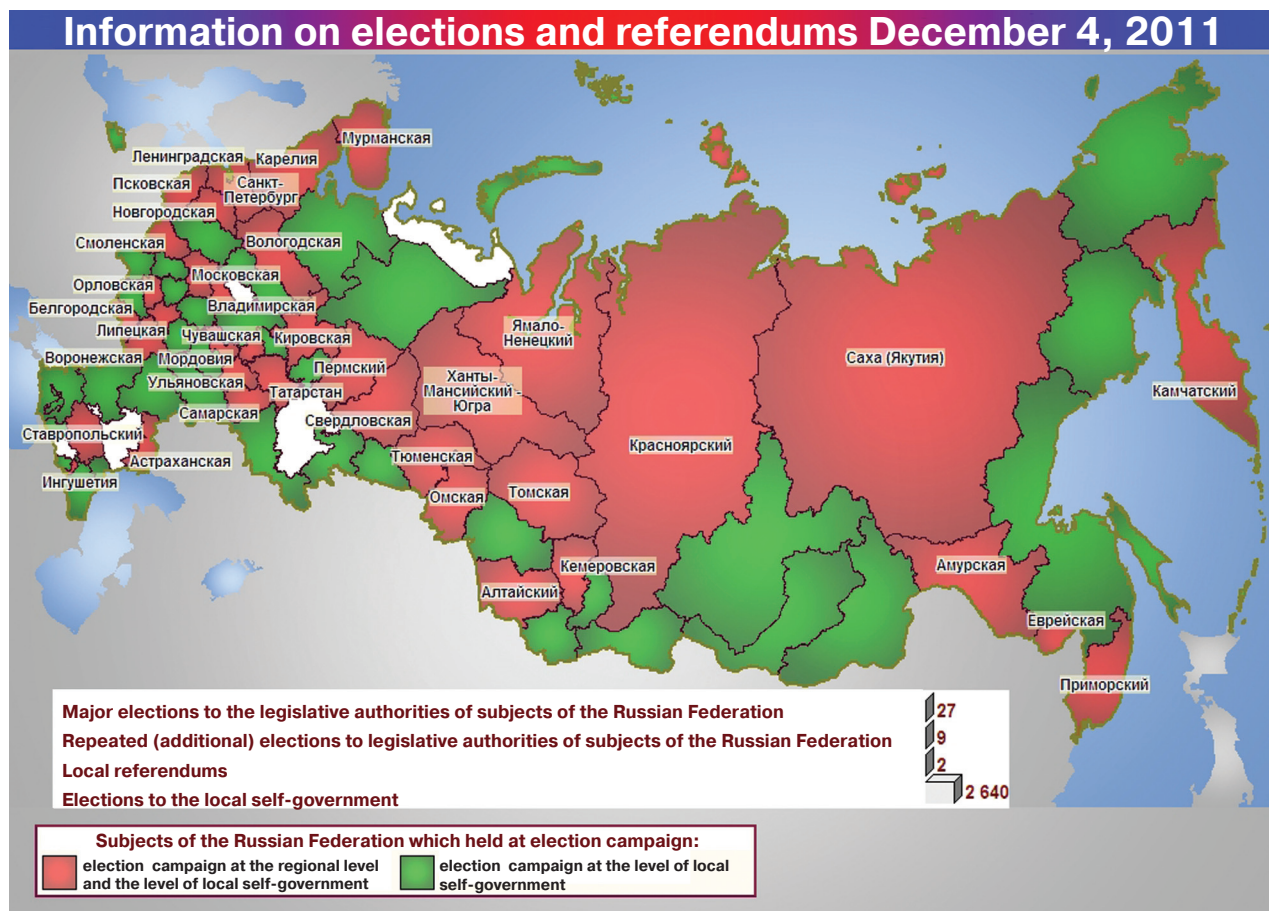
## Chapter 12.

### Use of the State Automated System of the Russian Federation "Elections"

The State automated system of the Russian Federation "Elections" (GAS «Vybory») was actively used during the preparation and conduct of election of deputies of the State Duma of Federal Assembly of the Russian Federation of the sixth convocation.

The use of GAS «Vybory» was carried out in accordance with the requirements of federal laws "On Basic Guarantees of Electoral Rights and the Right of Citizens of the Russian Federation to Participate in Referenda", "On the State automated system of the Russian Federation "Elections", the regulations of the CEC of Russia of June 1, 2011 No 13/151-6 "On the order of use of the State Automated system of the Russian Federation" Elections " in the preparation and conduct of elec-

tion of deputies of the State Duma of the Federal Assembly of the Russian Federation of the sixth convocation" of August 17, 2011 No 26/254-6 "On the instructions for the organization of a unified procedure for the calculation of vote returns, execution of election commission protocols, definition of the vote returns, receipt, transmission and processing of information using the State automated system of the Russian Federation "Elections" in the election of deputies of the State Duma of the Federal Assembly of the Russian Federation of the sixth convocation" as well as organizational documents, regulating the order for using GAS «Vybory» and the defining technology requirements to the system, order of gathering, processing and publication of information.



Picture 12.1. Total number of elections and Referenda at the regional and local levels, held on December 4, 2011 in the subjects of the Russian Federation

Elections at the regional and local levels and local referenda (totally 2678) in 77 subjects of the Russian Federation (Picture 12.1) were held in conjunction with the election of deputies of the State Duma of the Federal Assembly of the Russian Federation of the sixth convocation using GAS «Vybory» on December 4, 2011.

In order to ensure the functioning of the regional fragments of GAS «Vybory» in the preparation of election of deputies of the State Duma of the Federal Assembly of the Russian Federation of the sixth convocation on December 4, 2011 and combined with them elections and referenda at the regional and local levels Federal Information center at the Central Election Commission of the Russian Federation organized the execution of complex of events, including:

- technical support for software and technical means of the system in an efficient state, including the means of communication subsystem, and data transmission (PSPD) and subsystem of ensuring the information security (POBI);

- technical regulated service (maintenance work), aimed at warning detection and elimination of possible malfunctions;

- repair works in the event of malfunctions and accident-conflict situations;

- operational control of the technical state of system tools and decision-making in violation of the system functioning.

A complex automation system GAS «Vybory» - a total of 2,809 (83 IKS RF KSA and KSA TEC 2726) was used in election of deputies of the State Duma of the Federal Assembly of the Russian Federation in all 83 subjects of the Russian Federation on December 4, 2011, including the elections at the regional and local levels – 1566 automation complexes GAS «Vybory» (77 IKS RF KSA and KSA TEC 1489), located on the territory of 77 subjects of the Russian Federation.

53 packages of changes and 53 sheets on updating the Special software (OSS) of GAS «Vybory» were found during preparation for the election of deputies of the State Duma of the Federal Assembly of the Russian Federation of the sixth convocation and combined with them elections and referenda at the regional and local levels from March to November 2011 at the KSA GAS «Vybory» at all levels.

Russian training on the use of the State automated system of the Russian Federation «Elections» with participation of the election commissions acting in the Russian Federation was held in accordance

with regulations of the CEC of Russia of June 28, 2006 No 179/1142-4 «On the program of the Russian training on the use of the State automated system of the Russian Federation «Elections» with the participation of election commissions acting in the Russian Federation» of May 5, 2011 No 9/79-6 «On Amendments to the program of the Russian training on the use of the State automated system of the Russian Federation «Elections» with the participation of election commissions acting in the Russian Federation, approved by the decision of the Central Election Commission of the Russian Federation of June 28, 2006 No 179/1142-4 « and of May 25, 2011 No 12/131-6 «On conducting Russian training on the use of the State Automated System of the Russian Federation «Elections» with participation of the election commissions acting in the Russian Federation» from August 15 to September 1, 2011.

Four system trainings were conducted to check the readiness of the regional fragments of GAS «Vybory» and the election commissions at various levels to conduct the voting day on December 4, 2011 by the FCI under the CEC of Russia and the election commissions of the subjects of the Russian Federation from October 31 to November 25, 2011.

Trainings were conducted in accordance with the established technology operations and information sharing rules with the use of GAS «Vybory»

Regional fragments of GAS «Vybory» in 83 subjects of the Russian Federation have been tripped in training in full in accordance with the planned election campaigns on December 4, 2011.

During training all actions of the election commissions were carried out within the terms defined by the list of major technology operations. Functioning defects of the KSA GAS «Vybory» were not fixed in the period of training.

The conclusions obtained after Russian system training from 83 election commissions of the subjects of the Russian Federation, service centers, carrying out support and service of GAS «Vybory» and the conclusion of the Main constructor on the readiness of GAS «Vybory» showed the readiness of GAS «Vybory» to hold election of deputies of the State Duma of the Russian Federation of the sixth convocation and combined with them elections and referenda at the regional and local levels on December 4, 2011.

A complex of ballot processing (COIB) and systems for electronic voting (CEG) were applied during the election of deputies of the State Duma of the Federal Assembly of the Russian Federation of the

sixth convocation. The list of subjects of the Russian Federation and foreign countries, which used technical means of vote counting during the election of deputies of the State Duma of the Federal Assembly of the Russian Federation of the sixth convocation, is given in appendix to chapter 12.

COIB was used in 76 subjects of the Russian Federation at 4828 polling stations located on the territories of 1041 settlements (towns and villages). For comparison: in 2007, during the election of deputies of the State Duma of the Federal Assembly of the Russian Federation of the fifth convocation COIB were applied in three subjects of the Russian Federation at 1457 polling stations located on the territory of three cities.

The number of polling stations, equipped with COIB accounted to 5.09 percent of the total number of polling stations formed on December 4, 2011 on the territory of the Russian Federation (in December 2007 – 1.5%).

The number of voters included in the lists at the polling stations, equipped with COIB, made up 7.8 percent of the total number of voters included in the lists for the election of deputies of the State Duma of the Federal Assembly of the Russian Federation on December 4, 2011.

327 units for electronic voting, including 301 polling stations in seven subjects of the Russian Federation (Kabardino-Balkaria – 18 PEC, Komi Republic – 35 PEC, the Republic of Mari El – 29 PEC, the Republic of Tatarstan – 146 PEC, the Republic of Khakassia – 20 PEC, the Chechen Republic – 22 PEC, Murmansk region 31 PEC) and 26 polling stations abroad (Germany – 10 PEC, Latvia – 5 PEC, Poland – 4 PEC and the city of Baikonur (Kazakhstan) – 7 PEC) were also used in elections.

For comparison, in 2007 elections of the deputies of the State Duma of the Federal Assembly of the Russian Federation of the fifth convocation used CEG in Saratov at 5 polling stations.

The polling stations equipped with CEG registered 294,121 voters, 210,921 arrived. Using CEG, 209,829 voters voted (71.34% of the registered voters, or 99.48% arrived at the polling stations).

In the period from November 24 to December 3, 2011, 1372 voters: 1079 – in Latvia and 293 – in Germany voted ahead of schedule with the use of CEG at the stations established outside the territory of the Russian Federation.

In the pre-election period Election Commissions of the Russian Federation presented timely informa-

tion in accordance with the Regulations of the information exchange in the use of GAS «Vybory» in the mode of preparation and conduct of election of deputies of the State Duma of the Federal Assembly of the Russian Federation of the sixth convocation. SPO GAS "Elections" was used at all stages of the election campaign, including:

- in the planning of the election campaign;
- upon the certification of the federal lists of candidates of 7 political parties (3087 candidates);

- during the registration of federal lists of candidates of 7 political parties (3053 candidates, on the voting day there were 2,999 candidates in the registered lists);

- upon the certification of lists of authorized representatives of regional offices of political parties (423 delegates);

- during the registration of lists of authorized representatives of political parties (1348 authorized representatives);

- for registration of proxies of political parties (572 proxies);

- for formation of participant identifications;

- in preparation of data on candidates, including in federal candidate lists of seven political parties (including the education, criminal convictions, records of income and assets of candidates), for inspection at the MIAC MIA, Federal Education and Science Supervision Agency, FMS, Ministry of Foreign Affairs, the Federal Tax Service of Russia, Russian State Register and other inspection authorities, in accordance with the agreed formats of communication between the CEC of Russia and authorities responsible for inspection;

- in preparation of the data for publication of information on the amount and sources of income, property, belonging to the candidates on the right of ownership, bank deposits, securities;

- in the preparation of 134 ballots to vote in the election of deputies of the State Duma of the Federal Assembly of the Russian Federation of the sixth convocation, as well as 123 layouts of ballots for voting using complex processing of ballots and 10 electronic ballots using systems for electronic voting;

- in the preparation of statistical data on the federal candidate lists of seven political parties, including the gender and age statistics, information on the number of candidates with membership in the respective political party, the number of candidates with membership in voluntary associations, the number of candidates – members of the State Duma of the Federal Assembly of the Russian Federation of the

fifth convocation, deputies of representative authorities on a temporary basis;

in the processing of information on documents of strict accountability – ballots and absentee ballots, including operations with them in accordance with the Procedure for transmission of absentee ballots to election commissions, referenda and recording of absentee ballots, approved by the CEC Russia on December 8, 2010 No 230/1508-5;

to control the flow and expenditure of election funds of political parties and their regional offices;

in processing of data on opening the premises for voting during elections;

in processing of protocol information of district election commissions on the vote returns, as well as data of protocols of territorial election commissions, election commissions of the subjects of the Russian Federation, Central Election Commission of the Russian Federation.

To finalize the subsystem of automation of the electoral process (PAIP) to reflect the changes of the federal legislation and the requirements of normative legal acts of the CEC of Russia, the following activities were conducted:

1. The implementation of the requirements of Article 821 of the Federal Law of 18 May 2005 No 51-FZ (as amended on February 23, 2011) “On the Election of Deputies of the State Duma of the Federal Assembly of the Russian Federation” to improve the representation of voters in the State Duma of the Federal Assembly of the Russian Federation (by transferring one or two mandates to the federal candidate lists that received less than 7, but not less 5 percent of the votes) is ensured.

2. In order to implement the provisions of Part 2 Article 48 of the Federal Law, verification of compliance with the following requirements to the appointment of trustees is ensured. For the period of implementation of his powers, attorney:

can not be a candidate in the elections at any level;

can not substitute state or municipal elective office (be deputy of the legislative (representative) body of any level);

can not be the head of the local administration;

can not be an employee of the Election Commission office.

3. The implementation of the requirements of the Federal Law of October 4, 2010 No 263-FZ “On Amending Certain Legislative Acts of the Russian Federation in connection with the specification of using absentee ballots in the elections and referenda”,

including the order requirements of transmission of absentee ballots to the commissions and recording of absentee ballots, including with the use of GAS «Vybory» is ensured

4. Connection of SPO PAIP with COIB, including to ensure preparation of vote returns for printing in accordance with the Appendix 10 of the Regulations on the use of the technical means of vote counting – processing complex of ballots in 2010 in accordance with the regulation of the CEC of Russia of January 19, 2011 No 238/1535-5 is provided

5. Revision of SPO PAIP objects “Lists for import into a database” in accordance with the List and document forms submitted by political parties to the CEC of Russia in accordance with regulation of the CEC of Russia of August 3, 2011 No 23/234-6, and also with a view to implementing the suggestions of political parties received during the federal election campaigns of 2007-2008 was conducted.

Current polls were formed and sent to district election commissions during the preparation and conduct of election of deputies of the State Duma of the Federal Assembly of the Russian Federation of the sixth convocation and combined with them elections and referenda at the regional and local levels on December 4, 2011 by means of a subsystem “Electoral register, participants of referenda” GAS «Vybory» (PRIUR) in the territorial election commissions. Opportunity of the automated processing of messages on enlisting the citizens in the voter lists at polling stations in their places of residence was used for the first time.

Updating and verification of GAS «Vybory» database in terms of voter data, participants of referenda, were held in accordance with the Regulations on the use of GAS «Vybory» for solving objectives related to registration (account) of voters, participants of referenda in the Russian Federation in the run-up to the election. Accuracy of the voter lists and their actualization was provided by search technology of repeated recording (“doubles”) at all levels of KSA GAS «Vybory».

It was also implemented the ability to provide information exchange between KSA and KSA IKSFR of the CEC of Russia PRIUR data, using secure communication channels of GAS «Vybory» which allowed to receive and process updated data about voters, participants of referenda in the KSA CEC of Russia.

As part of the monthly actualization of data on voters, participants of referenda, taking into account the events, happened with citizens of the Russian



Federation, temporarily located in the subjects of the Russian Federation, from January to December 2011 KSA CEC of Russia received, processed and sent information on 76,047 events to the election commissions of subjects of the Russian Federation for making the adjustments to regional fragments of GAS "Elections" database.

Automated verification of signature sheets, which will significantly reduce the processing time of checking the signature sheets and preparation of final protocols, was used during the preparation and conduct of election of deputies of the State Duma of the Federal Assembly of the Russian Federation of the sixth convocation. 1091 records of voters personal data contained in the signature sheets, of which 591 record on voters were directed to IKS RF for further independent verification of their reliability in territorial bodies of the Federal Migration Service and checked in the audit of sheets with signatures of voters, collected in support of the nomination of federal candidate lists by means of SPO PRIUR.

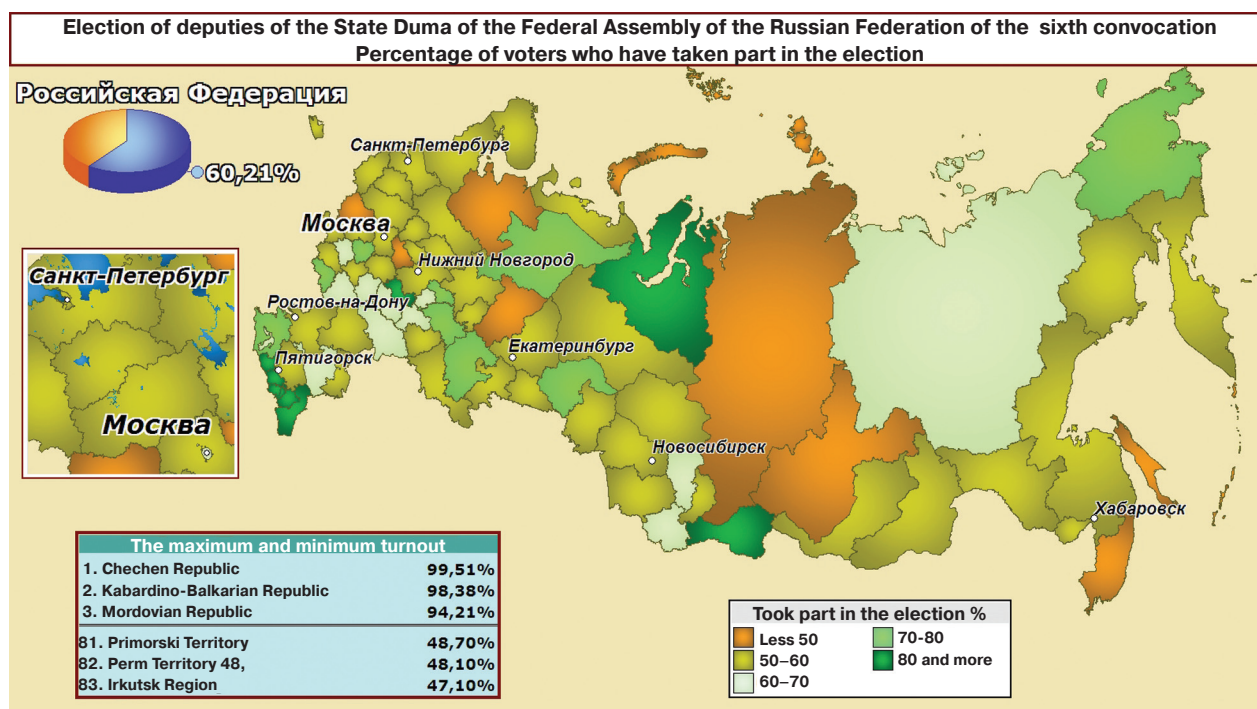
Election commissions were constantly rendered methodological and practical assistance in maintenance of the regional fragments of voter Register, participants of referenda. PRIUP "hot line" functioned

and enabled to solve issues that arose in operation of SPO PRIUR online with heads of data centers and system administrators.

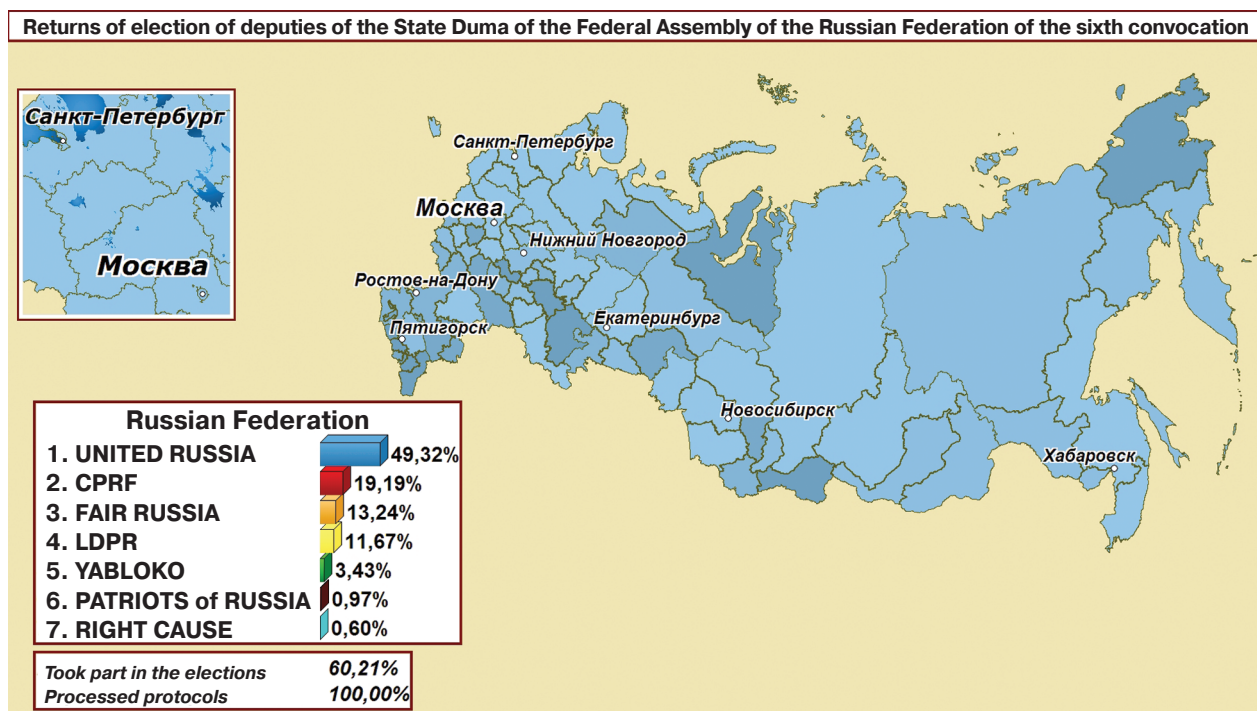
Subsystem of maintenance and control of GAS "Elections" functioning (UKF) was used in the period of preparation and conduct of elections to the State Duma of the Federal Assembly of the Russian Federation of the sixth convocation to maintain a high degree of GAS «Vybory» readiness. UKF was monitored by means of timely receipt of information by the CEC of Russia during preparation to the elections, and on the voting day December 4, 2011, information on the progress and preliminary vote returns. Summary of the performance of communication with GAS «Vybory» was formed on the basis of incoming data.

UKF means were also constantly used to carry out technical audit of KSA GAS «Vybory», allowing reacting to problems. On Election Day, KSA GAS «Vybory» operated within specified parameters in all subjects of the Russian Federation.

Data on the Election of Deputies of the State Duma of the Federal Assembly of the Russian Federation of the sixth convocation were visually displayed in a variety of ways, including the use of "Cartography" (Picture 12.2–12.10).

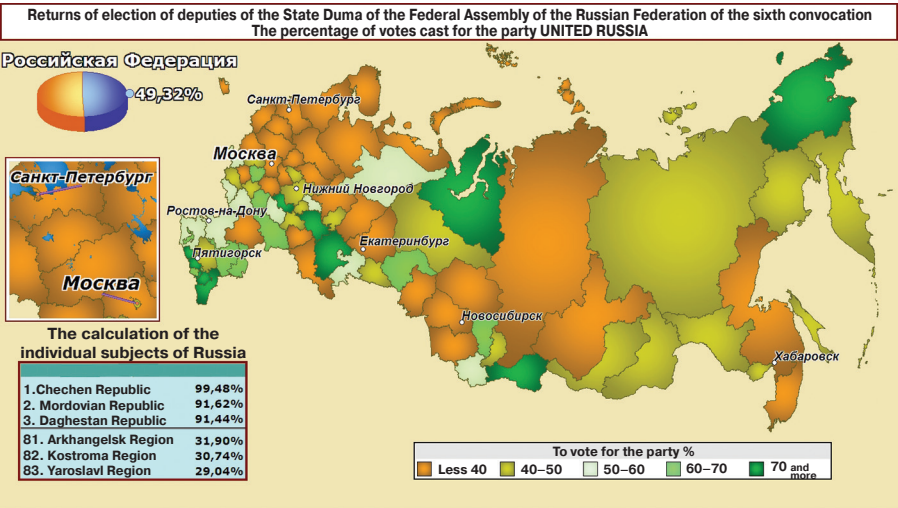


Picture 12.2. Percentage of voters who have taken part in the election of deputies of the State Duma of the Federal Assembly of the Russian Federation of the sixth convocation

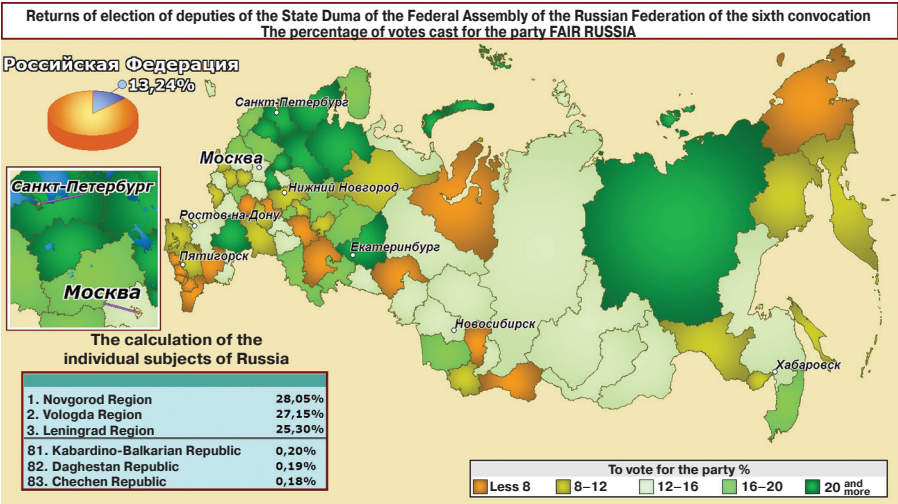


Picture 12.3. Returns of election of deputies of the State Duma of the Federal Assembly of the Russian Federation of the sixth convocation

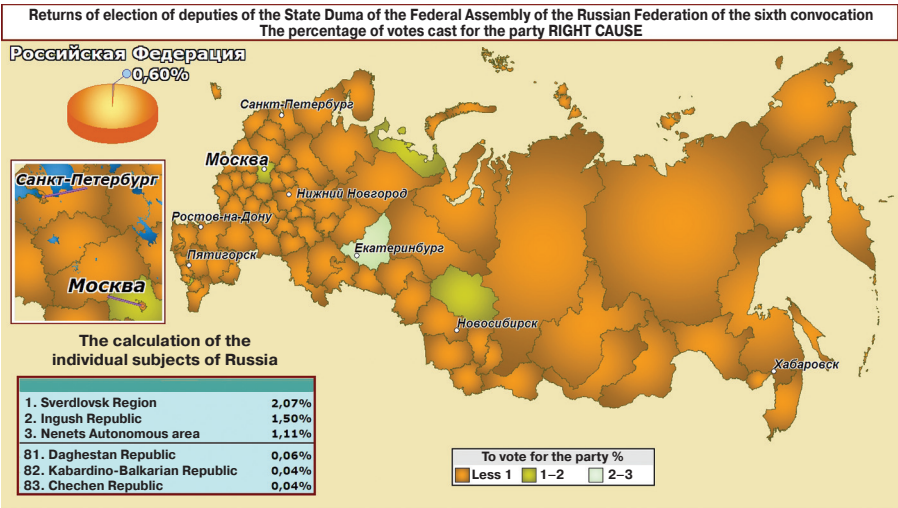




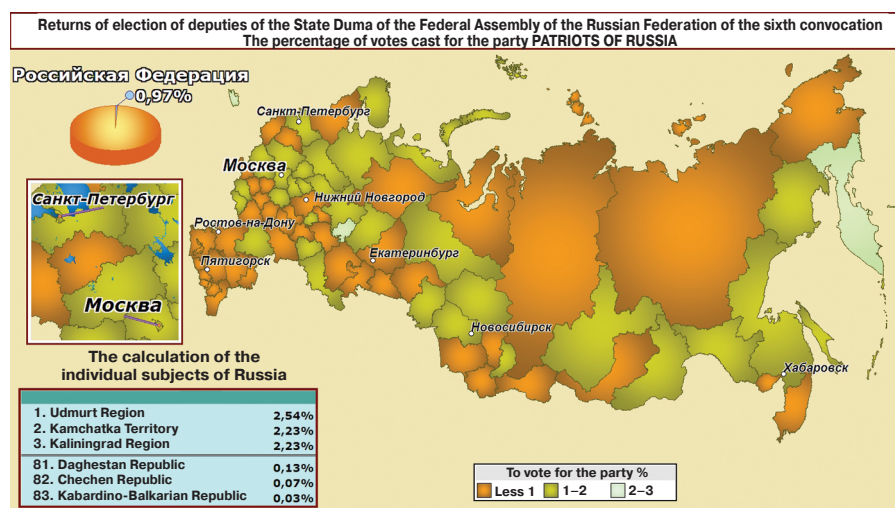
Picture 12.4. The percentage of votes cast for the All-Russia political party "UNITED RUSSIA"



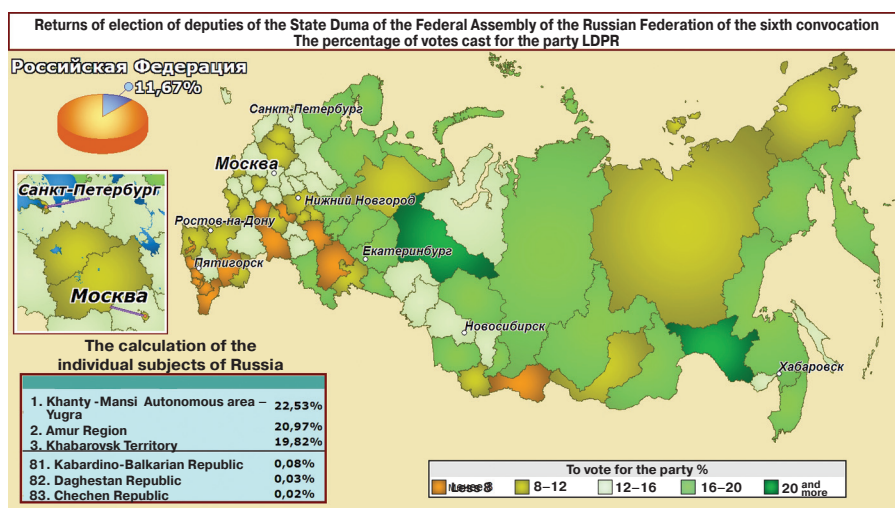
Picture 12.5. The percentage of votes cast for political party FAIR RUSSIA



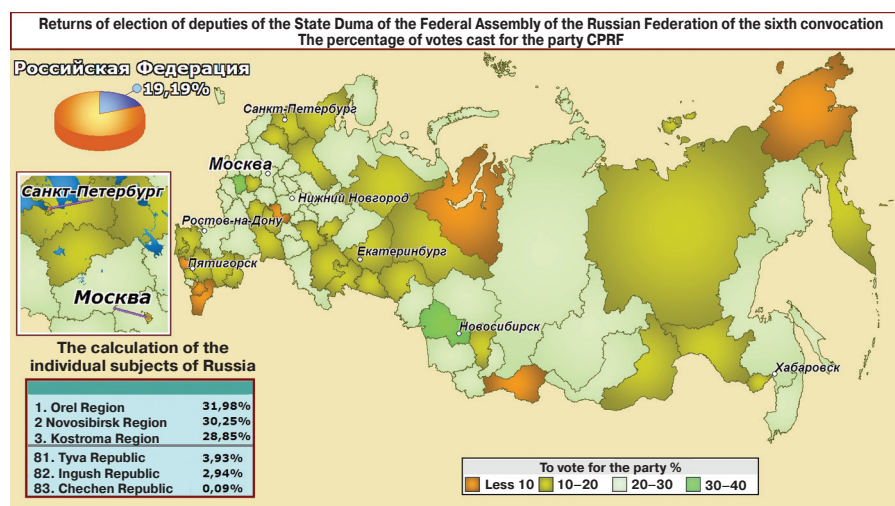
Picture 12.6. The percentage of votes cast for the All-Russia political party "RIGHT CAUSE"



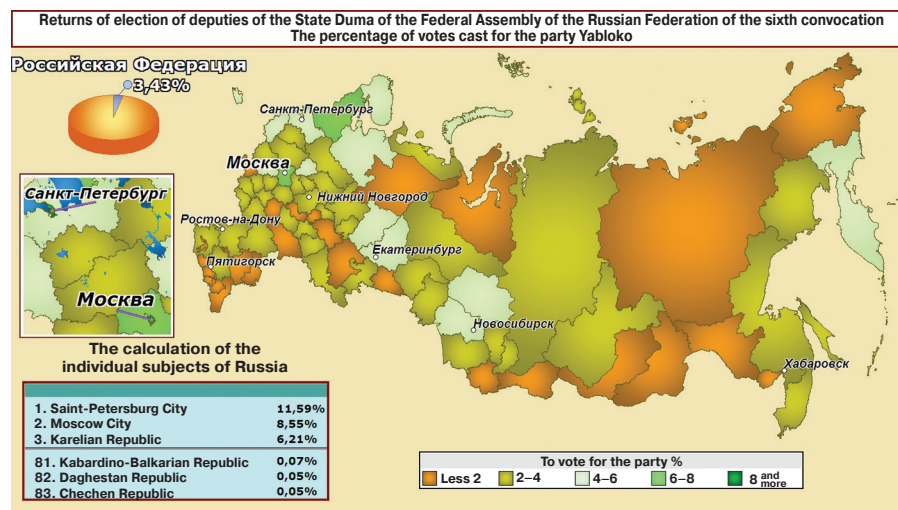
Picture 12.7. The percentage of votes cast for political party "PATRIOTS OF RUSSIA"



Picture 12.8. The percentage of votes cast for political party "the Liberal Democratic Party of Russia"



Picture 12.9. The percentage of votes cast for political party "the Communist Party of the Russian Federation"



Picture 12.10. The percentage of votes cast for political party "Russian United Democratic Party "YABLOKO"

Information and technical support of websites of the CEC and election commissions of the subjects of the Russian Federation was provided during the preparation and conduct of election of deputies of the State Duma of the Federal Assembly of the Russian Federation of the sixth convocation and combined with them elections and referenda at the regional and local levels on December 4, 2011.

The sites of the CEC of Russia and IKS RF realized prompt posting of information on the preparation of the election of deputies of the State Duma of the Federal Assembly of the Russian Federation of the sixth convocation and combined with them elections and referenda at the regional and local levels, voting process, preliminary and final vote returns on the basis of a database of GAS «Vybory» means.

Failures of the subsystem "Internet portal GAS" Elections" were not recorded during voting period and vote counting. The functioning of software and technical means for the site and KSA CEC of Russia were held satisfactorily.

Collection of updating data in GAS «Vybory» for the Internet placement was carried out every two hours, that is, in the terms set by the Instructions for the data of the State Automated System of the Russian Federation "Elections" on the Internet, approved by the Central Election Commission of Russia on May 25, 2011 No 12/130-6 "On the instructions for placing data GAS «Vybory» in network" Data on the election and preliminary vote returns were posted on the Inter-net, no later than 1–1.5 hours from the receipt by KSA CEC of Russia.

Attendance statistics of the Internet portal of KSA CEC of Russia during the election of deputies of the State Duma of the Federal Assembly of the

Russian Federation of the sixth convened and combined with them elections and referenda at the regional and local levels is shown in the table on p. 462.

The CEC website ([www.cikrf.ru](http://www.cikrf.ru)) created a new section in the form of a banner, "Election of deputies of the State Duma of the Federal Assembly of the Russian Federation in 2011" during the preparation for the election of deputies of the State Duma of the Federal Assembly of the Russian Federation of the sixth convocation

Internet services "Find yourself in the list of voters," "Access to information about the processing of personal data in GAS «Vybory» and "Find your polling station" (online) providing the citizens of the Russian Federation to access information in the Internet about their personal data processing in GAS «Vybory» and data of the polling station or Referenda, including those where they were included in voter lists, participants of referenda were organized for the first time during the preparation and conduct of elections on December 4, 2011.

For the period from 15 November to 4 December 2011 means of SPO PRIUR processed 43,927 voter requests to online services "Find yourself in the list of voters" and "Access to information about the processing of personal data in GAS «Vybory» including on December 3 – 5821 requests, December 4 – 9167 requests. On Election Day, December 4 citizens' requests were processed with an interval of one hour.

In order to operate on-line internet service "Find your polling station" KSA CEC of Russia was obtained 140 batches of messages with changes in regional PRIUR databases associated with refinements and changes of addresses and phone of partici-



### Attendance statistics of the Internet portal of KSA CEC of Russia

Attendance	December 4	December 5
<b>Website of the CEC of Russia</b>		
Unique users	559 083	331 498
Page views	2 839 273	1 622 480
<b>GAS "Elections" data</b>		
Unique users	165 208	688 907
Page views	1 415 019	5 555 172
<b>IKSRF websites</b>		
Unique users	84 356	64 839
Page views	967 425	653 890
<b>Total</b>		
Unique users	<b>808 647</b>	<b>1 085 244</b>
<b>Page views</b>	<b>5 221 717</b>	<b>7 831 542</b>

pants of the election commissions (other than 83 packages of change, specified by regulations), processed by means of PRIUR subsystems from IKSRE.

This service on the CEC website was enjoyed by nearly 350,000 people, including on December 3-60,084 requests, and December 4 – 132,623 requests.

Operational information support of the election campaign for the election of deputies of the State Duma of the Federal Assembly of the Russian Federation of the sixth convocation and combined with them elections and referenda at the regional and local levels was implemented also by means of Information and resources subsystem (ISP) at KSA CEC of Russia and KSA IKSRE. Information on the preparation and conduct of elections on December 4, 2011 could be obtained with the help of 492 reporting forms by means of ISP.

During the preparation and conduct of election of deputies of the State Duma of the Federal Assembly of the Russian Federation of the sixth convocation and combined with them elections and referenda at the regional and local levels, regional fragments of the subsystem and data (PSPD) GAS «Vybory» in the subjects of the Russian Federation functioned steadily, losses and failures in the transmission of information were not noticed.

Videoconferencing with 19 election commissions of the subjects of the Russian Federation and telephone sessions with the embassies of the Russian Federation in Poland and Kazakhstan, with the Chairs of TEC in Baikonur and Sochi with the President of the UIK polar station SP-39 were held during the elections.

Subsystem of information security GAS «Vybory» provided the necessary level of information protection from different information influences during the federal election on December 4, 2011.

There have been numerous cases of the potentially dangerous effects on information on the website of the CEC of Russia, as well as a massive computer DOS-attack (like a “denial of service”), which were successfully reflected by the complex organizational and technical measures with the use of information security.

Potentially dangerous effects on information and computer attacks directly on KSA CEC, IKSRE KSA, and KSA TEC GAS “Election” were not revealed.

Thus, GAS «Vybory» completed tasks entrusted to it in preparation and conduct of the election of deputies of the State Duma of the Federal Assembly of the Russian Federation of the sixth convocation and combined with them elections and referenda at the regional and local levels on December 4, 2011.

*Appendix to the Chapter 12*

**The list of subjects of the Russian Federation and foreign countries  
in which the election of deputies of The State Duma of the Federal Assembly of the  
Russian Federation, December 4, 2011  
used technical means of election count**

<b>Touch-screen voting machine (KOIB)</b>	
<b>Subject of the Russian Federation</b>	<b>The number of polling stations, equipped with KOIB</b>
Adygei Republic	14
Altai Republic	13
Bashkortostan Republic	178
Buriat Republic	41
Daghestan Republic	92
Ingush Republic	7
Kalmyk Republic	14
Karachaevo-Cherkess Republic	13
Karelian Republic	30
Mordovian Republic	44
Yakutian (Sakha) Republic	41
North Ossetian Republic – Alania	19
Tyva Republic	10
Udmurt Republic	59
Chuvash Republic – Chavash Republic	59
Altai Territory	100
Zabaykalsky Territory	49
Kamchatka Territory	17
Krasnodar Territory	132
Krasnoyarsk Territory	109
Perm Territory	95
Primorski Territory	77
Stavropol Territory	65
Khabarovsk Territory	42
Amur Region	40
Arkhangelsk Region	53
Astrakhan Region	35
Belgorod Region	61
Bryansk Region	58
Vladimir Region	49
Volgograd Region	85
Vologda Region	100
Voronezh Region	84
Ivanovo Region	39
Irkutsk Region	94
Kaliningrad Region	27
Kaluga Region	37
Kemerovo Region	87
Kirov Region	66
Kostroma Region	35
Kurgan Region	59
Kursk Region	61
Leningrad Region	49
Lipetsk Region	46
Magadan Region	7

Subject of the Russian Federation	The number of polling stations, equipped with KOIB
Moscow Region	167
Nizhni Novgorod Region	123
Novgorod Region	28
Novosibirsk Region	101
Omsk Region	95
Orenburg Region	92
Orel Region	40
Penza Region	59
Pskov Region	33
Rostov Region	132
Ryazan Region	55
Samara Region	88
Saratov Region	92
Sakhalin Region	23
Sverdlovsk Region	300
Smolensk Region	41
Tambov Region	52
Tver Region	67
Tomsk Region	100
Tula Region	56
Tyumen Region	58
Ulyanovsk Region	51
Chelyabinsk Region	111
Yaroslavl Region	47
Moscow City	250
Saint-Petersburg City	20
Jewish Autonomous Region	8
Nenets Autonomous area	3
Khanty-Mansi Autonomous area – Yugra	30
Chukot Autonomous area	3
Yamalo-Nenetski Autonomous area	11
<b>Total</b>	<b>4828</b>
<b>Systems for electronic voting (KEG)</b>	
Subject of the Russian Federation	The number of polling stations, equipped with (KEG)
Kabardino-Balkarian Republic	18
Komi Republic	35
Mari El Republic	29
Tatarstan Republic	146
Khakass Republic	20
Chechen Republic	22
Murmansk Region	31
<b>Total</b>	<b>301</b>
Foreign states	The number of polling stations, equipped with (KEG)
Germany	10
Latvia	5
Kazakhstan (Baikonur city)	7
Poland	4
<b>Total</b>	<b>26</b>



## Chapter 13.

### Appeals to the election commissions.

### The administrative responsibility for violation of election legislation.

### Electoral disputes

#### 13.1. Appeals received by the Central Election Commission of the Russian Federation

During the preparation and conduct of elections of deputies of the State Duma of the Federal Assembly of the Russian Federation of the sixth convocation the Central Election Commission of the Russian Federation received and considered 1686 appeals, violations were confirmed in 195 appeals, or 11.5 per cent (for comparison: in the preparation and conduct of elections of deputies of the State Duma of the Federal Assembly of the Russian Federation of the fifth convocation dated December 2, 2007, the number of appeals confirmed was 11% of the number of received appeals – 63 of 595) ( Appendix 1 to Chapter 13).

Including from:

- Voters – 978 appeals, 86 – confirmed;
- Representatives of political parties -339, 78 – confirmed;
- Deputies of the State Duma of the Federal Assembly of the Russian Federation – 149, 17 – confirmed;
- Members of the election commissions – 81, 3 – confirmed;
- Candidates – 42, 5 – confirmed;
- Representatives of the mass media – 40, 4 – confirmed;
- Representatives from government bodies and local self-government – 18, 2 – confirmed;
- Representatives of public organizations, trade unions – 39, no violations were confirmed.

Among the applicants indicated their party affiliation, the largest number of complaints were received from members of the political party “Communist Party of the Russian Federation” (165) and the Political party FAIR RUSSIA (110). Total number of complaints from representatives of political parties amounted to 495 (Appendix 10 to Chapter 13).

During the campaign for the election of deputies of the State Duma of the Federal Assembly of the Russian Federation the Central Election

Commission received appeals from 77 regions of the Russian Federation. Six regions of the Russian Federation (Altai Republic, the Ingush Republic, Kabardino-Balkarian Republic, Karachaevo-Cherkess Republic, the Chechen Republic and the Nenets Autonomous area) did not report any appeals. The largest number of appeals – 280 – came from Moscow (16 confirmed), the Moscow region – 92 (5), St. Petersburg – 57 (11) and the Volgograd Region – 45 (2). At the same time, the Adygei Republic, the Kalmyk Republic, the Smolensk Region and Chukot Autonomous area sent one appeal each (Appendix 1 to Chapter 13).

In addition, the Central Election Commission of the Russian Federation has received 58 applications over the Internet without return address of the applicant. All of them concerned provisions of the election legislation (the answers to those requests were sent by e-mail).

Central Election Commission of the Russian Federation also considered 17 appeals received from our compatriots living abroad (on issues related to the voting procedure abroad and obtaining information about the location of polling stations to vote abroad).

All received appeals were considered within the competence of the election commissions, they were audited in accordance with the law, including attraction for law enforcement. Appeals confirmed to have violations of legislation were properly responded.

*Appeals for clarification of the legislation provisions for elections.* The largest part of the appeals received by the Central Election Commission of the Russian Federation, requested clarification of the legislation provisions for elections – 584 appeals (Appendix 2 to Chapter 13).

Most often, the applicants have been asked for clarification of the order of:

- voting at the place of temporary residence, if there is no possibility to get absentee ballot (more than 100 appeals);
- voting for people with no fixed address;
- voting outside the territory of the Russian Federation;
- obtainment of an absentee ballot;

- submission of application to be registered as a candidate to deputies of the State Duma of the Federal Assembly of the Russian Federation of the sixth convocation;

- photo and video recording by observers and representatives of political parties in the process of voting and counting at the polling stations on the voting day, etc.

Of course, on the eve of Election Day such appeals are always predictable, nevertheless election commissions should more carefully think through the issues of voter information, taking into account the different life circumstances.

In addition to appeals for clarification of the legislation provisions on elections, voters showed active position, referring with proposals of improving the election procedures and election legislation, including the return of “against all” column, abolition of the signature collection, webcams and glass (transparent) boxes for voting, on the introduction of registered ballots, return of voter turnout, the introduction of electronic voting method (via the Internet), etc., that certainly shows the voter interest and awareness in matters of elections, and desire to participate in the electoral process, its development.

*Appeals on agitation campaigns.* The second largest by volume appeals came to the Central Election Commission of the Russian Federation were appeals on the conduct of pre-election campaigns – 382 (87, or 5%, confirmed). Most of which – 265 appeals – came in connection with illegal, according to the applicants, actions during the campaign, 39 – on abuse of printed media, 37 – television, 2 – in connection with the agitation on the voting day, 39 – in connection with other violations in the field of information and pre-election campaigns (Appendix 2 to Chapter 13).

*Appeals in connection with the illegal (according to the applicants) actions during voting (including early)* – are on the third place. 235 such appeals were received (52 or 3% confirmed), most of them were related to deficiencies in the voter registration, vote tabulation (58), with the removal of observers (22), with the organization of voting outside the polling stations (35), with delivery of voters to polling stations (14) and other deficiencies (appendix 2 to Chapter 13).

*Complaints about illegal (according to applicants) decisions, actions (inactions) of election commissions and their officials* contained in 224 appeals (17 complaints confirmed) (Appendix 2 to Chapter 13).

116 appeals of the applicants complained on decisions or actions (inactions) of election commissions of the subjects of the Russian Federation (5 confirmed complaints). Most of the complaints received related to informational, technical, organizational shortcomings in the work of the commissions (ex.gr. an applicant messaged that the Election Commission in the Nizhny Novgorod region did not accept electronic applications of citizens, there is no organizational and technical plan for the elections to the State Duma of the Federal Assembly of the Russian Federation of the sixth convocation on the commission’s website), as well as dissatisfaction of the applicants with the responses to their previous appeals.

After the processing of appeals in order established by paragraphs 6, 7 of the Article 75 of the Federal Law “On basic guarantees of electoral rights and the right of the citizens of the Russian Federation to participate in referenda”, the Central Election Commission of the Russian Federation adopted six resolutions, which satisfied three appeals against the decisions of the Election Commission of the Volgograd region and one against the decision of the Election Commission in the Krasnodar Krai relating to the procedure of pre-election campaign. Two complaints on cancellation the vote returns in some parts of Moscow and number of the subjects of the Russian Federation by the Party “YABLOKO” were left without satisfaction, as well as a complaint against the decision of Election Commission of the Volgograd region (Appendix 3 to Chapter 13).

Working Group of the Central Election Commission of the Russian Federation on a preliminary review of complaints (appeals) on the decisions and actions (inactions) of election commissions, referenda commissions and Officials who violate voting rights and the right of the citizens of the Russian Federation to participate in referenda, considered five complaints with subsequent consideration at meetings of the Central Election Commission of the Russian Federation. All these complaints concerned the regulations of the election commissions of the subjects of the Russian Federation on the issues of illegal campaigns and response.

Thus, the Central Election Commission of the Russian Federation granted the appeal of the Volgograd regional department of the party FAIR RUSSIA for five decisions of the Election Commission of the Volgograd region, according to which the requirements of the electoral association for the suppression of illegal pre-election campaigns were left unsatisfied.

The decisions of the Election Commission of the Volgograd region were canceled pursuant to part 7 of Article 62 of the Federal Law “On elections of deputies of the State Duma of the Federal Assembly of the Russian Federation”, according to which it is the election commission to be responsible for monitoring compliance with the established order of pre-election campaigns and application to law enforcement agencies with the idea of curbing anti-fledged campaign activities, the seizure of illegal election propaganda materials and bringing the perpetrators to justice in accordance with the laws of the Russian Federation.

Another complaint of the Volgograd regional office of the party FAIR RUSSIA on the solutions of the Election Commission of the Volgograd region has been left unsatisfied.

Immediately prior to the determination of election returns the meeting of the Central Election Commission of the Russian Federation have considered two complaints of the Chairman of the party “YABLOKO” S.S. Mitrokhin for the solutions of the Moscow City Election Commission on December 6, 2011 on the returns of the election of deputies of the State Duma of the Federal Assembly of the Russian Federation of the sixth convocation in some parts of the city of Moscow and violations of the Federal Law “On the Election of Deputies of the State Duma of the Federal Assembly of the Russian Federation.” Complaints were not satisfied.

In addition, the Central Election Commission of the Russian Federation considered and partially satisfied the complaint from the representative of the Party “YABLOKO” S.S. Mitrokhin, made on election day, with a request to oblige the Chair of the Election Commission of the Moscow region I.R. Vildanov to withdraw the letter dated December 1, 2011 No 01-18/2033 on photo and video reporting to the chairman of district, territorial and precinct election commissions of the Moscow region. Chairman of the Election Commissions of the Moscow region I.R. Vildanov was pointed out that the letter regarding the prohibition to candidates, authorized representatives of political parties, members of election commissions with the casting vote to take pictures and video of the voting process and the vote counting did not match the instructions on the organization of a unified procedure for the vote counting, drawing up protocols of election commissions, determining the election returns, production, transmission and processing of information using GAS “Elections” in elections of deputies of the State Duma of the Federal Assembly

of the Russian Federation of the sixth convocation, approved by the regulation of the Central Election Commission of the Russian Federation, and asked to take measures to comply with regulations of the Central Election Commission of the Russian Federation. Other inconsistencies of the letter of the Election Commission of the Moscow Region to the Federal Law “On the Election of Deputies of the State Duma of the Federal Assembly of the Russian Federation” and the Instruction of the Central Election Commission of the Russian Federation were not established.

Complaints on the illegal (according to applicants), actions (inactions) of the territorial election commissions and their officials were contained in 44 appeals (4 confirmed) and Precinct Election Commissions – 37 appeals (6 confirmed) (Appendix 2 to Chapter 13).

In general, these complaints were related to:

- obtainment of absentee ballots (for example, refuse to issue or lack of ballots in the premises of the Election Commission on the same day, 5 confirmed);
- improper work of election commissions (such as the absence of members of the Commission at the workplace, failure to connect the commission, 3 confirmed);
- formation of precinct election commissions (1 confirmed);
- dissatisfaction, formality of responses of the commissions to applicants (1 confirmed), etc.

In 20 cases the applicants complained on actions (or inactions) of the Central Election Commission of the Russian Federation (Appendix 2 to Chapter 13) (including the information deficiencies, for example, the discrepancy of the website information of the Central Election Commission of the Russian Federation, on district and the territorial election commissions, the absence of the voter lists on the site of Central Election Commission of the Russian Federation, the lack of addresses of the voters on the site of the Central Election Commission of the Russian Federation etc.), as well as dissatisfaction with responses to previous appeals. The Data were confirmed in only one case, reported about non-existent apartments pointed in the section “Find your polling station” on the site of Central Election Commission of the Russian Federation. During the inspection non-existing apartments and housing were removed from the database.

Other complaints received by the Central Election Commission of the Russian Federation during the preparation and conduct of elections of

deputies of the State Duma of the Federal Assembly of the Russian Federation of the sixth convocation included:

- 110 complaints concerning violations connected with the use of official position (including the right of enforcement agencies), 27 or 14 % confirmed of all submitted to the Central Election Commission of the Russian Federation appeals;
- 60 appeals contained information on falsification (according to the applicants) of the vote outcome, the election returns (2 confirmed);
- 24 appeals related to issues of candidate registration (3 confirmed);
- 21 appeals regarded the formation of the election commissions (2 confirmed);
- 46 appeals raised issues beyond the competence of election commissions (5 confirmed) (Appendix 2 to Chapter 13).

Overall, the review of complaints and appeals received by the Central Election Commission of the Russian Federation during the preparation and conduct of elections, showed the increased active participation in the electoral process, the awareness of the applicants of the Election legislation compared to the same 2007 year elections, that indicated the effective monitoring of the activities of election commissions on the part of civil society.

### **13.2. Appeals received by the election commissions of the subjects of the Russian Federation**

A significant number of appeals on violations of preparation and conduct of elections of deputies of the State Duma of the Federal Assembly of the Russian Federation of the sixth convocation came to the election commissions of the subjects of the Russian Federation – 4867 (compared to the analogous elections in 2007 received 2845 appeals). Despite the increased almost twice number of appeals, the proportion of appeals, information on which was confirmed, declined – 797, or 16 percent, appeals (in 2007 – 732 appeals, or 26%) (Appendix 4 to Chapter 13).

Appeals on violations of election legislation during the election campaign for the election of deputies of the State Duma of the Federal Assembly of the Russian Federation of the sixth convocation were received by the election commissions in 74 regions of the Russian Federation, of which a large part of the applications came to the Election Commission of the

Volgograd region – 953 (17 confirmed), the Election Commission of Khabarovsk Krai – 623 (the largest number of confirmed violations of election legislation was 61), the Central Election Commission of the Bashkortostan Republic – 164 appeals (none was confirmed). However, the Election Commission of the North Ossetian Republic – Alania, Leningrad Region and Lipetsk Region received one appeal each.

Among the appeals received by the Election Commissions of 15 subjects of the Russian Federation (Republic of Bashkortostan, the Daghestan Republic, Kabardino-Balkarian Republic, North Ossetian Republic – Alania, Vologda Region, Kaluga Region, Kemerovo Region, Lipetsk Region, Moscow Region, Murmansk Region, Orel Region, Tomsk Region, Tyumen Region, the Nenets Autonomous District), violations of the election legislation were not confirmed.

The largest part of the appeals received by the election commissions of the subjects of the Russian Federation regarded the violation of the order of the pre-election campaigns – 2371 appeals (641, or 27% confirmed). A quarter of these applications (598) located in the Khabarovsk Krai, including 59 confirmed appeals.

The second place was for appeals on disorders in voting and the counting of votes – 701 appeals (39 confirmed), most were recorded in the Volgograd Region – 272 appeals (39%), but none of the received applications considered has been confirmed.

A significant number of complaints about violations of the use of the official position came to the election commissions of the subjects of the Russian Federation- 443 appeals, only 3 confirmed – in the Kostroma Region (2) and Novosibirsk Region (1).

### **13.3. Complaints about violations of voting rights and dissenting opinions of election commissions members received by the Central Election Commission of the Russian Federation with the protocols of election commissions of the subjects of the Russian Federation**

1,057 complaints came to the Central Election Commission of the Russian Federation with the protocols of election commissions on voting on the territory of 38 subjects of the Russian Federation, of which 86, or 8 percent, proved to be true. Complaints were attached to the protocols on the

vote returns on the territory of 45 subjects of the Russian Federation, (Appendix 5 to Chapter 13). It should be noted that the number of complaints admitted to the protocols of election commissions on the vote returns in similar elections in 2007 amounted to 150 complaints. Their number increased 7 times due to the fact that the vast majority of complaints (702) were received with the protocols of the Election Commission of the Volgograd region. However, 700 complaints, received from members of FAIR RUSSIA in their overwhelming majority concerning the enforcement of employees of various community organizations and enterprises to vote with absentee ballots for the Party "UNITED RUSSIA" and illegal pre-election campaigns, were considered in the Election Commission of the Volgograd region as unfounded and left unsatisfied. Thus, it can be assumed that these complaints were planned and aimed at the recognition of the election returns invalid in this region (Appendix 6 to Chapter 13).

In addition, protocols of the election commissions of the subjects of the Russian Federation included 166 complaints of violation of the voting order, of which 30 complaints were confirmed (half of them in the Kirov region, received the greatest number of complaints – 29).

The matter of pre-election campaigns on Election Day December 4, 2011 contained in 81 complaints received by the Election Commissions of the subjects of the Russian Federation, every second was confirmed (Appendix 6 to Chapter 13).

33 dissenting opinions of members of election commissions of the subjects of the Russian Federation with the casting vote were attached to protocols. Later the CEC of Russia received statements from two election officials to withdraw their dissenting opinions (Appendix 5 to Chapter 13).

### **13.4. Information on bringing to the administrative responsibility for violations of the election legislation**

During the preparation and conduct of elections authorized members of the respective election commissions made 99 protocols on administrative offenses, 37 of which were adopted resolutions to bring to responsibility under Articles 5.5, 5.10 and 5.12 of the Administrative Code on the results of review and inspection (Appendix to Chapter 7 13).

### **13.5. Electoral disputes considered by the courts**

During the preparation and conduct of elections courts of general jurisdiction considered 105 cases, of which 19 cases were not satisfied (Appendix 9 to Chapter 13).

The largest number of civil cases were considered in the Nizhny Novgorod region – 10 cases (1 was satisfied), and 8 cases in the Krasnodar Krai (1), the Kaluga Region (1) and Moscow city (0).

In accordance with the jurisdiction, established by the Civil Procedure Code of the Russian Federation, the Central Election Commission of the Russian Federation has been attracted to participate in eight trials (in the Supreme Court of the Russian Federation and Tver District Court of Moscow), one application was satisfied (Appendix 8 to Chapter 13).

So, on November 21, 2011 the Supreme Court of the Russian Federation granted the statement of the Central Election Commission of the Russian Federation to cancel the registration of candidate to the deputies of the State Duma of the Federal Assembly of the Russian Federation of the sixth convocation M.V. Smirnova included in a federal candidate list nominated by the party FAIR RUSSIA, due to her citizenship of the Republic of Moldova along with the citizenship of the Russian Federation.

A number of cases were considered by the Supreme Court of the Russian Federation in the order of abstract normative control.

In particular, on November 7, 2011 Court considered the civil case at the request of T.L. Ganakova, V.B. Kanikovskii, O.I. Kirilenko, S.N. Kretov, A.V. Podrezov on contesting of the resolution of the Central Election Commission of the Russian Federation dated July 6, 2011 № 19/201-6 "On the forms of election ballot and requirements for the printing of ballots for voting in the election of deputies of the State Duma of the Federal Assembly of the Russian Federation of the sixth convocation."

In support of claims applicants indicated that federal laws "On elections of deputies of the State Duma of the Federal Assembly of the Russian Federation" and "On major guarantees of electoral rights and the right of the citizens of the Russian Federation to participate in referenda" contained no rules on alternative forms of voting in public elections and referenda, and that the voting on an alternative basis, in their opinion, did not reflect full and true expression of the voters will.



Refusing to meet the stated requirements, the court noted that the form and text of the election ballot in the disputed part fully met the standards of the Federal Law “On Elections of Deputies of the State Duma of the Federal Assembly of the Russian Federation.”

The absence of “against all” column in an approved form of ballots did not contradict the Constitution of the Russian Federation, paragraph “b” of Article 25 of the International Covenant on Civil and Political Rights, the Convention for the Protection of Human Rights and Fundamental Freedoms (Article 3 of Protocol 1 to the Convention) did not limit and did not violate the election rights of

citizens, as there were no obstacles to their participation in the election of public authorities and the expression of their will in any legally possible forms of voting in the election in accordance with the established procedures.

It should be noted that recently the number of normative acts of the election commissions to appeal during election campaigns increased. Taking into consideration that Chapter 24 of the Civil Procedure Code of the Russian Federation does not provide time limit to review cases contesting the normative acts of election commissions and appealing on this type of cases, it is necessary to make relevant amendments to the Civil Procedure Code of the Russian Federation.



**Data on appeals admitted to the Central Election Commission of the Russian Federation on declared violations of the election legislation during the campaign for the election of deputies of the State Duma of the Federal Assembly of the Russian Federation of the sixth convocation**

No. in sequ- ence	Subject of the Russian Federation	Number of appeals		Including the appeals received												from media repre- sentatives	
		total	confirmed	from voters		from candidates		from deputies of the State Duma, mem- bers of the Federation Council		from members of the election com- mission		from representa- tives of political parties		from representa- tives of govern- ment agencies, local governments		from representa- tives of public organizations, unions	
				total	confirmed	total	confirmed	total	confirmed	total	confirmed	total	confirmed	total	confirmed	total	confirmed
1	Adygei Republic	1	1	1	1												
2	Bashkortostan Republic	31	4	16	1	2	0	2	2			8	1			1	0
3	Buriat Republic	3	0					1	0	1	0	1	0				
4	Daghestan Republic	9	0	3	0			2	0			4	0				
5	Kalmyk Republic	1	0					1	0								
6	Karelian Republic	6	1	1	0	3	1					1	0	1	0		
7	Komi Republic	7	0	1	0							6	0				
8	Mari El Republic	10	0	3	0	1	0	3	0			1	0			1	0
9	Mordovian Republic	2	0	1	0			1	0								
10	Yakutian (Sakha) Republic	6	3					1	0			5	3				
11	North Ossetian Republic – Alania	4	0	3	0							1	0				
12	Tatarstan Republic	23	2	12	1	1	0	1	0	5	0	3	1				1
13	Tyva Republic	9	1			1	0			1	0	7	1				
14	Udmurt Republic	24	10	9	1	2	1	1	1	1	0	8	6				1
15	Khakass Republic	3	2	3	2												
16	Chuvash Republic	10	2			2	0	5	2	2	0			1	0		
17	Altai Territory	4	1	1	0			1	1			1	0	1	0		
18	Zabaykalsky Territory	7	0	6	0							1	0				
19	Kamchatka Territory	4	0					1	0			3	0				
20	Krasnodar Territory	36	1	14	0	3	0	10	0	4	0	5	1				
21	Krasnoyarsk Territory	17	0	15	0					1	0	1	0				
22	Perm Territory	9	5	2	1							7	4				
23	Primorski Territory	17	6	11	3			2	0			4	3				
24	Stavropol Territory	14	4	9	4							3	0			2	0
25	Khabarovsk Territory	16	1	13	0							1	1				0

No. in sequ- ence	Subject of the Russian Federation	Number of appeals		Including the appeals received																	
		total	confirmed	from voters		from candidates		from deputies of the State Duma, mem- bers of the Federation Council		from members of the election com- mission		from representa- tives of political parties		from representa- tives of govern- ment agencies, local governments		from representa- tives of public organizations, unions		from media repre- sentatives			
				total	confirmed	total	confirmed	total	confirmed	total	confirmed	total	confirmed	total	confirmed	total	confirmed	total	confirmed	total	
26	Amur Region	6	1	3	0	1	0	1	0	1	0	—	—	1	1	—	—	—	—	—	—
27	Arkhangelsk Region	29	9	3	0	1	0	3	0	3	0	2	0	17	9	—	—	—	—	3	0
28	Astrakhan Region	4	0	—	—	—	—	1	0	1	0	2	0	1	0	—	—	—	—	—	—
29	Belgorod Region	17	5	6	1	—	—	—	—	—	—	—	—	9	3	2	1	—	—	—	—
30	Bryansk Region	10	0	10	0	—	—	—	—	—	—	—	—	—	—	—	—	—	—	—	—
31	Vladimir Region	27	4	13	1	—	—	—	—	—	—	—	—	11	2	—	—	2	0	1	1
32	Volgograd Region	45	2	4	1	—	—	8	1	—	—	—	—	33	0	—	—	—	—	—	—
33	Vologda Region	5	0	—	—	—	—	1	0	—	—	—	—	4	0	—	—	—	—	—	—
34	Voronezh Region	12	2	9	1	—	—	—	—	—	—	—	—	2	0	—	—	—	—	1	1
35	Ivanovo Region	9	4	4	1	—	—	—	—	—	—	—	—	3	3	2	0	—	—	—	—
36	Irkutsk Region	13	2	10	2	—	—	—	—	—	—	1	0	1	0	1	0	—	—	—	—
37	Kaliningrad Region	10	1	8	0	—	—	—	—	—	—	1	0	1	1	—	—	—	—	—	—
38	Kaluga Region	4	0	3	0	—	—	—	—	—	—	—	—	—	—	1	0	—	—	—	—
39	Kemerovo Region	25	5	9	2	1	1	3	0	1	3	1	0	8	2	3	0	—	—	—	—
40	Kirov Region	11	1	6	1	—	—	2	0	—	2	0	—	3	0	—	—	—	—	—	—
41	Kostroma Region	14	4	2	0	—	—	1	0	—	1	0	—	11	4	—	—	—	—	—	—
42	Kurgan Region	9	2	5	1	—	—	1	0	—	1	0	—	3	1	—	—	—	—	—	—
43	Kursk Region	8	0	7	0	—	—	—	—	—	—	—	—	1	0	—	—	—	—	—	—
44	Leningrad Region	12	2	12	2	—	—	—	—	—	—	—	—	—	—	—	—	—	—	—	—
45	Lipetsk Region	4	0	4	0	—	—	—	—	—	—	—	—	—	—	—	—	—	—	—	—
46	Magadan Region	2	1	1	0	—	—	—	—	—	—	—	—	1	1	—	—	—	—	—	—
47	Moscow Region	92	5	60	4	1	0	2	0	2	0	9	0	15	1	1	0	2	0	2	0
48	Murmansk Region	16	3	6	0	—	—	2	0	—	2	0	—	7	3	1	0	—	—	—	—
49	Nizhni Novgorod Region	27	2	21	1	—	—	—	—	—	—	1	0	5	1	—	—	—	—	—	—
50	Novgorod Region	4	1	1	0	—	—	—	—	—	—	—	—	3	1	—	—	—	—	—	—
51	Novosibirsk Region	33	7	11	3	3	0	2	1	2	1	9	0	6	3	—	—	2	0	—	—
52	Omsk Region	10	0	5	0	—	—	1	0	—	1	—	—	4	0	—	—	—	—	—	—
53	Orenburg Region	15	2	7	0	—	—	—	—	—	—	—	—	8	2	—	—	—	—	—	—
54	Orel Region	5	0	2	0	—	—	—	—	—	—	—	—	3	0	—	—	—	—	—	—
55	Penza Region	8	3	6	2	1	1	—	—	—	—	—	—	—	—	—	—	1	0	—	—

No. in sequ- ence	Subject of the Russian Federation	Number of appeals		Including the appeals received												from media representatives	
		total	confirmed	from voters		from candidates		from deputies of the State Duma, mem- bers of the Federation Council		from members of the election com- mission		from representa- tives of political parties		from representa- tives of govern- ment agencies, local governments		from representa- tives of public organizations, unions	
				total	confirmed	total	confirmed	total	confirmed	total	confirmed	total	confirmed	total	confirmed	total	confirmed
56	Pskov Region	9	0	6	0	—	—	1	0	—	—	2	0	—	—	—	—
57	Rostov Region	34	5	17	1	2	1	1	0	1	0	11	3	—	—	2	0
58	Ryazan Region	10	1	6	1	2	0	1	0	—	—	—	—	—	—	1	0
59	Samara Region	20	4	13	3	—	—	1	0	—	—	3	1	—	—	1	0
60	Saratov Region	29	2	11	0	3	0	4	1	5	0	5	1	—	—	1	0
61	Sakhalin Region	10	0	3	0	1	0	1	0	—	—	2	0	—	—	3	0
62	Sverdlovsk Region	11	0	6	0	1	—	2	—	0	0	2	0	—	—	—	—
63	Smolensk Region	1	0	1	0	—	—	—	—	—	—	—	—	—	—	—	—
64	Tambov Region	20	4	9	2	2	0	3	0	2	1	3	1	—	—	1	0
65	Tver Region	20	6	8	2	—	—	7	2	3	0	2	2	—	—	—	—
66	Tomsk Region	4	0	4	0	—	—	—	—	—	—	—	—	—	—	—	—
67	Tula Region	15	2	8	1	1	0	2	0	1	0	3	1	—	—	—	—
68	Tyumen Region	7	1	4	1	1	0	2	0	—	—	—	—	—	—	—	—
69	Ulyanovsk Region	4	1	4	1	—	—	—	—	—	—	—	—	—	—	—	—
70	Chelyabinsk Region	42	7	25	3	2	0	3	0	—	—	12	4	—	—	—	—
71	Yaroslavl Region	15	4	9	2	—	—	5	2	—	—	1	0	—	—	—	—
72	Moscow City	280	16	151	9	4	0	36	1	23	2	43	4	2	0	12	0
73	Saint-Petersburg City	57	11	43	8	—	—	4	1	2	0	7	2	1	0	—	—
74	Jewish Autonomous Region	3	0	1	0	—	—	—	—	—	—	2	0	—	—	—	—
75	Khanty-Mansi Autonomous area – Yugra	5	1	3	0	—	—	—	—	—	—	1	0	1	1	—	—
76	Chukot Autonomous area	1	0	—	—	—	—	1	0	—	—	—	—	—	—	—	—
77	Yamalo-Nenetski Autonomous area	3	0	1	0	—	—	1	0	1	0	—	—	—	—	—	—
<b>Besides:</b>																	
1	On the Internet	58	0	47	0	—	—	—	—	1	0	—	—	—	—	3	0
2	Russian Federation nationwide or several subjects	251	18	221	15	—	—	14	2	1	0	6	0	—	—	6	0
3	Outside the territory of the Russian Federation	17	0	16	0	—	—	—	—	—	—	—	—	—	—	1	0
<b>Total</b>		<b>1686</b>	<b>195</b>	<b>978</b>	<b>86</b>	<b>42</b>	<b>5</b>	<b>149</b>	<b>17</b>	<b>81</b>	<b>3</b>	<b>339</b>	<b>78</b>	<b>18</b>	<b>2</b>	<b>39</b>	<b>0</b>
																<b>40</b>	<b>4</b>

*Appendix 2 to the Chapter 13*

**Information Concerning the Subject Matter of Violations of Election Legislation  
Committed During the Campaign Connected with the Election of Deputies of the State  
Duma of the Federal Assembly of the Russian Federation of the Sixth Convocation  
Specified in the Notices Received by Central Election Commission**

Pos №	Description	Total
1	Notices concerning the matters of formation of election commissions	21
2	Complaints in respect of the resolutions concerning registration of candidates, denials to register candidates, attestation and registration of candidate lists, registration of authorized persons, cancellation of registration of candidates, passed by election commissions	24
3	Complaints in respect of actions (inaction) of election commissions, officials, including in respect of unacceptable answers to earlier submitted complaints, total	224
3.1	including: CEC of Russia	20
3.2	Election commissions of the Russian Federation subjects	116
3.3	Territorial and district election commissions, election commissions of municipal formations	44
3.4	Precinct electoral commissions	37
4	Notices in respect of the matters connected with the campaigning events, total	382
4.1	including: on TV channels	37
4.2	In printing mass media	39
4.3	Connected with illegal actions during the campaigning within the approved time, total	265
4.3.1	including: for the part of election associations	161
4.3.2	For the part of candidates	18
4.3.3	For the part of the state authorities	14
4.4	The campaigning events on the election day	2
5	Complaints in respect of illegal (as the applicants believe) actions, including for the part of election commissions, in connection with early voting, voting in the premises meant for the polling, voting outside the premises meant for the polling in connection with the election count, total	235
5.1	including: removal of observers	22
5.2	Bribery in respect of voters	7
5.3	Delivery of voters to the premises meant for the polling	14
5.4	Defects of technological equipment	11
5.5	Failures connected with the process of registration of voters, formation of lists of voters	58
5.6	Failures connected with informational support of voters	16
5.7	Other failures	65
6	Complaints in respect of falsification (as the applicants believe) of vote returns, election results, or requests to declare the results of elections invalid, total	60
7	Use of administrative resources, including by police authorities. Illegal actions for the part of other persons and organizations	110
8	Notices in respect of the matters outside the range of powers of election commissions	46
9	Notices in respect of the matters connected with explanation of provisions of election legislation	584
<b>Total</b>		<b>1686</b>

## Appendix 3 to the Chapter 13

**Complaints in Respect of the Decisions Made by and Actions (Inaction) for the Part of Election Commissions of the Russian Federation Subjects, Concerning the Conduct of Election of Deputies of the State Duma of the Federal Assembly of the Russian Federation of the Sixth Convocation, having been considered at the Meetings of Central Election Commission of the Russian Federation**

Pos No:	Notice Date	The Applicant	Decision(action, inaction) being the Subject of the complaint	Decision made by CEC of Russia (number and date)
1	21.11.2011	S.P.Obukhov, candidate for the deputy of the State Duma included in the federal candidate list from the Communist party of the Russian Federation	Paragraph 2 of the Decision made by Election Commission of Krasnodar Territory (№ 12/130-5 dated 14.11.2011), in accordance with which a notice was given to the candidate concerned	Shall be satisfied, Paragraph 2 of the Decision shall be (Cancelled (Res. №64/553-6 dated 30.11.2011))
2	24.11.2011	Volgograd regional division of the Political Party FAIR RUSSIA	Decisions made by Election Commission for Volgograd Region (№ 16-1-3-5 and 16-1-4-5 dated 18.11.2011), in accordance with which complaints in respect of illegal campaigning in the mass media were rejected	Shall not be satisfied (res. №64/554-6 dated 30.11.2011)
3	24.11.2011	Volgograd regional division of the Political Party FAIR RUSSIA	Decision made by Election Commission for Volgograd Region (№ 16-1-5-5 dated 18.11.2011), in accordance with which complaints claiming to declare the distribution of the leaflet illegal, were rejected	Shall be satisfied, Decision shall be cancelled, the Election commission was obliged to give notice of prevention of the distribution (res. № 64/555-6 dated 30.11.2011)
4	24.11.2011	Volgograd regional division of the Political Party FAIR RUSSIA	Decision made by Election Commission for Volgograd Region (№ 16-1-11-5 dated 18.11.2011), in accordance with which complaint claiming to declare placement of flag of the political party on the building in which the precinct electoral commission was located, illegal	Shall be satisfied, Decision shall be cancelled, the Election commission was obliged (to re-consider the complaint (№ 64/556-6 dated 30.11.2011))
5	24.11.2011	Volgograd regional division of the Political Party FAIR RUSSIA	Decisions made by Election Commission for Volgograd Region (№ 16-1-7-5, 16-1-8-5, 16-1-9-5 and 16-1-12-5 dated 18.11.2011), in accordance with which complaints in respect of illegal campaigning in the mass media were rejected	Shall be satisfied in part, Res. № 18-1-7-5, 18-1-9-5, 6-1-12-5 shall be cancelled, Election commission was obliged to re-consider the complaints in consideration of the repeated nature of complaints (№ 66/569-6 dated 02.12.2011)
6-7	08.12.2011, 09.12.2011	Political Party "Russian United Democratic Party "YABLOKO"	Decisions made by Moscow city election commission on 06.12.2011, concerning the vote returns in some parts of the territory of Moscow, as well as violations of Federal Act "On Elections of deputies of the State Duma of the Federal Assembly of the Russian Federation"	Shall not be satisfied (res. №69/575-6 dated 09.12.2011)

## Appendix 4 to Chapter 13

**Data on appeals admitted to Election Commission of the Russian Federation on declared violations of the election legislation during the campaign for the election of deputies of the State Duma of the Federal Assembly of the Russian Federation of the sixth convocation**

No. in sequence	Subject of the Russian Federation	Appeals admitted	Substance of the appeal *																																	
			About breaches in voters' lists		About breaches of the procedure for forming election commissions		About the infringement of rights of the electoral associations, candidates, including				About breaches of the procedure for forming and using the electoral funds' monies		About breaches of the procedure for carrying out the election campaigning		upon bribery of voters		About breaches, connected with the using of advantages of official position		About breaches of the procedure for voting and counting of votes of electors (including the obstruction of their monitoring), of the establishment of election results		About illegal decisions, illegal measures (lack of action) of the election commissions in other matters		About other violations of the election legislation													
			total	confirmed	total	confirmed	total	confirmed	total	confirmed	total	confirmed	total	confirmed	total	confirmed	total	confirmed	total	confirmed	total	confirmed	total	confirmed	total	confirmed	total									
1	Adygei Republic	15	2	0	0	0	0	0	0	0	0	0	0	0	0	0	0	0	0	0	0	0	0	0	0	0	0	0	0	0	0	0	0	0		
2	Altai Republic	16	6	0	0	0	0	0	0	0	0	0	0	0	0	0	0	0	0	0	0	0	0	0	0	0	0	0	0	0	0	0	0	0		
3	Bashkortostan Republic	164	0	10	0	3	0	0	0	0	0	0	0	0	0	0	0	0	0	0	0	0	0	0	0	0	0	0	0	0	0	0	0	0	0	
4	Buriat Republic	37	8	1	0	1	0	0	0	0	0	0	0	0	0	0	0	0	0	0	0	0	0	0	0	0	0	0	0	0	0	0	0	0	0	
5	Daghestan Republic	10	0	2	0	0	0	0	0	0	0	0	0	0	0	0	0	0	0	0	0	0	0	0	0	0	0	0	0	0	0	0	0	0	0	
6	Ingush Republic	0	0	0	0	0	0	0	0	0	0	0	0	0	0	0	0	0	0	0	0	0	0	0	0	0	0	0	0	0	0	0	0	0	0	
7	Kabardino-Balkarian Republic	2	0	0	0	1	0	0	0	0	0	0	0	0	0	0	0	0	0	0	0	0	0	0	0	0	0	0	0	0	0	0	0	0	0	
8	Kalmyk Republic	0	0	0	0	0	0	0	0	0	0	0	0	0	0	0	0	0	0	0	0	0	0	0	0	0	0	0	0	0	0	0	0	0	0	
9	Karachaevo-Cherkess Republic	0	0	0	0	0	0	0	0	0	0	0	0	0	0	0	0	0	0	0	0	0	0	0	0	0	0	0	0	0	0	0	0	0	0	
10	Karelian Republic	4	1	0	0	0	0	0	0	0	0	0	0	0	0	0	0	0	0	0	0	0	0	0	0	0	0	0	0	0	0	0	0	0	0	
11	Komi Republic	63	12	0	0	2	1	0	0	0	0	0	0	0	0	0	0	0	0	0	0	0	0	0	0	0	0	0	0	0	0	0	0	0	0	
12	Mari El Republic	37	10	1	0	1	0	0	0	0	0	0	0	0	0	0	0	0	0	0	0	0	0	0	0	0	0	0	0	0	0	0	0	0	0	
13	Mordovian Republic	19	1	0	0	0	0	0	0	0	0	0	0	0	0	0	0	0	0	0	0	0	0	0	0	0	0	0	0	0	0	0	0	0	0	
14	Yakutian (Sakha) Republic	25	11	2	1	0	0	0	0	0	0	0	0	0	0	0	0	0	0	0	0	0	0	0	0	0	0	0	0	0	0	0	0	0	0	0
15	North Ossetian Republic – Alania	1	0	0	0	0	0	0	0	0	0	0	0	0	0	0	0	0	0	0	0	0	0	0	0	0	0	0	0	0	0	0	0	0	0	
16	Tatarstan Republic	41	10	0	0	9	1	0	0	0	0	0	0	0	0	0	0	0	0	0	0	0	0	0	0	0	0	0	0	0	0	0	0	0	0	0
17	Tyva Republic	5	1	0	0	0	0	0	0	0	0	0	0	0	0	0	0	0	0	0	0	0	0	0	0	0	0	0	0	0	0	0	0	0	0	0

\* If the reference concerns several breaches, so the mail breach or confirmed during the coltroil breach is specified.



No. in sequence	Subject of the Russian Federation	Appeals admitted	Substance of the appeal*																																																																																																																																																																																																																																																																																																																																																																																																																																																																																																																																																																																																																																																																																																																																																																																																																																																																																																																																																																																																																																																																																																																																																																																																																																																																																																																																																																																																																																																																																																				
			About the infringement of rights of the electoral associations, candidates, including						About breaches of the procedure for forming election commissions		About breaches of the procedure for forming and using the electoral funds' monyes				About breaches of the election campaigning out the election campaigning		upon bribery of voters		About breaches, connected with the using of advantages of official position		About breaches of the procedure for voting and counting of votes of electors (including the obstruction of their monitoring), of the establishment of election results		About illegal decisions, illegal measures (lack of action) of the election commissions in other matters		About other violations of the election legislation																																																																																																																																																																																																																																																																																																																																																																																																																																																																																																																																																																																																																																																																																																																																																																																																																																																																																																																																																																																																																																																																																																																																																																																																																																																																																																																																																																																																																																																																														
			during the registration		in view obstruction of the or election		total		confirmed		total		confirmed		total		confirmed		total		confirmed		total		confirmed		total																																																																																																																																																																																																																																																																																																																																																																																																																																																																																																																																																																																																																																																																																																																																																																																																																																																																																																																																																																																																																																																																																																																																																																																																																																																																																																																																																																																																																																																																												

No. in sequence	Subject of the Russian Federation	Appeals admitted	Substance of the appeal																About other violations of the election legislation										
			About breaches in voters' lists				About breaches of the procedure for forming election commissions		About the infringement of rights of the electoral associations, candidates, including				About breaches of the procedure for forming and using the electoral funds' monyes		About breaches of the procedure for carrying out the election campaigning		upon bribery of voters				About breaches, connected with the using of advantages of official position		About breaches of the procedure for voting and counting of votes of electors (including the obstruction of their monitoring), of the establishment of election results		About illegal decisions, illegal measures (lack of action) of the election commissions in other matters				
			total	confirmed	total	confirmed	total	confirmed	total	confirmed	total	confirmed	total	confirmed	total	confirmed	total	confirmed			total	confirmed	total	confirmed	total				
41	Irkutsk Region	31	8	0	0	0	0	0	0	0	0	0	0	0	0	19	8	1	0	3	0	2	0	0	0	0	0	6	0
42	Kaliningrad Region	41	14	0	0	2	1	0	0	0	0	0	0	0	14	8	1	0	0	0	8	1	4	1	12	3			
43	Kaluga Region	20	0	0	0	0	0	0	0	0	0	0	0	0	15	0	2	0	1	0	0	0	0	0	2	0			
44	Kemerovo Region	26	0	1	0	0	0	0	0	0	1	0	0	0	4	0	0	0	0	0	11	0	1	0	8	0			
45	Kirov Region	50	11	1	1	0	0	0	0	0	0	0	0	0	45	10	0	0	0	0	0	0	0	0	3	0			
46	Kostroma Region	78	23	0	0	0	0	0	0	0	7	1	0	0	46	17	2	0	2	2	4	0	1	0	16	3			
47	Kurgan Region	99	52	2	0	3	0	0	0	0	0	0	0	0	67	42	5	0	0	0	0	0	5	0	17	10			
48	Kursk Region	32	0	0	0	0	0	0	0	0	2	0	0	0	23	0	0	0	0	0	2	0	0	0	5	0			
49	Leningrad Region	1	1	0	0	0	0	0	0	0	0	0	0	0	1	1	0	0	0	0	0	0	0	0	0	0			
50	Lipetsk Region	1	0	0	0	0	0	0	0	0	0	0	0	0	1	0	0	0	0	0	0	0	0	0	0	0			
51	Magadan Region	12	2	0	0	1	0	0	0	0	0	0	0	0	9	2	1	0	0	0	0	0	0	0	1	0			
52	Moscow Region	5	0	0	0	1	0	0	0	0	0	0	0	0	0	0	0	0	0	0	0	0	1	0	3	0			
53	Murmansk Region	3	0	0	0	0	0	0	0	0	0	0	0	0	3	0	0	0	0	0	0	0	0	0	0	0			
54	Nizhni Novgorod Region	96	16	10	0	2	2	0	0	0	0	0	0	0	36	11	5	0	0	0	21	0	9	3	13	0			
55	Novgorod Region	36	4	0	0	0	0	0	0	0	8	2	0	0	11	0	0	0	0	0	12	1	5	1	0	0			
56	Novosibirsk Region	138	52	1	0	0	0	0	0	0	0	0	0	0	71	46	1	0	3	1	6	1	23	0	33	4			
57	Omsk Region	31	11	0	0	0	0	0	0	0	0	0	0	0	31	11	0	0	0	0	0	0	0	0	0	0			
58	Orenburg Region	86	20	2	1	3	0	0	0	0	3	0	0	0	43	15	5	0	1	0	6	0	3	2	20	2			
59	Orel Region	9	0	0	0	0	0	0	0	0	0	0	0	0	2	0	0	0	0	0	6	0	0	0	1	0			
60	Penza Region	63	23	1	1	0	0	0	0	0	2	0	1	0	35	21	0	0	3	0	5	0	0	0	16	1			
61	Pskov Region	0	0	0	0	0	0	0	0	0	0	0	0	0	0	0	0	0	0	0	0	0	0	0	0	0			
62	Rostov Region	150	8	8	0	3	0	0	0	0	3	0	0	0	39	5	1	0	7	0	26	3	1	0	62	0			
63	Ryazan Region	72	22	1	0	0	0	0	0	0	4	1	0	0	39	19	1	0	5	0	10	1	5	0	7	1			



*Appendix 5 to Chapter 13*

**Data on quantity of appeals from the election Commission members` violations of the election legislation and special opinions received by the Central Election Commission of the Russian Federation with a protocoll of the Election Commissions of the Subjects of the Russian Federation about vote returns on 4-th of December 2011**

No. in sequence	Subject of the Russian Federation	Number of the attached appeals	Number of the attached special opinions
1	Bashkortostan Republic	0	3*
2	Buriat Republic	2	0
3	Daghestan Republic	4	0
4	Karachaevo-Cherkess Republic	0	1
5	Komi Republic	1	1
6	Mari El Republic	8	1
7	Mordovian Republic	6	0
8	Yakutian (Sakha) Republic	0	1
9	Tatarstan Republic	6	0
10	Tyva Republic	0	1
11	Khakass Republic	1	0
12	Chuvash Republic - Chavash Republic	0	1
13	Altai Territory	7	0
14	Krasnodar Territory	33	1
15	Primorski Territory	3	1
16	Stavropol Territory	1	1
17	Khabarovsk Territory	38	1
18	Amur Region	4	0
19	Astrakhan Region	0	3
20	Belgorod Region	24	0
21	Bryansk Region	3	0
22	Vladimir Region	17	0
23	Volgograd Region	702	0
24	Irkutsk Region	3	0
25	Kaliningrad Region	17	0
26	Kaluga Region	1	0
27	Kemerovo Region	0	1
28	Kirov Region	40	1
29	Kostroma Region	14	0
30	Kurgan Region	0	1
31	Kursk Region	7	0
32	Nizhni Novgorod Region	15	3
33	Novgorod Region	4	0
34	Novosibirsk Region	1	0
35	Omsk Region	2	0
36	Orenburg Region	12	0
37	Rostov Region	23	2
38	Ryazan Region	2	0
39	Samara Region	0	1
40	Saratov Region	0	2

\* Where is an application of one voting member of the electoral commission about the special opinion` withdrawal in the commission papers, because it was written under pressure by an other member of the commission.

No. in sequence	Subject of the Russian Federation	Number of the attached appeals	Number of the attached special opinions
41	Sakhalin Region	3	0
42	Smolensk Region	6	0
43	Tambov Region	6	1
44	Tyumen Region	3	0
45	Chelyabinsk Region	9	0
46	Yaroslavl Region	3	0
47	Moscow City	22	1
48	Jewish Autonomous Region	0	2
49	Khanty - Mansi Autonomous area – Yugra	4	1*
50	Yamalo-Nenetski Autonomous area	0	1
<b>Total</b>		<b>1057</b>	<b>33</b>

\* Where is an application about the special opinion` withdrawal in the commission papers, because the data posed in it were not confirmed.

[illegible]



No. in sequence	Subject of the Russian Federation – regional group	Number of references		In received references (appeals and applications) was mainly pointed to																
		total	confirmed	entering of citizens into a voter list (delisting)		voting procedure		vote counting, vote returns' authentication		monitors' , member 'of the media rights		pre-election campaigning		bribery of voters		informing of voters		other breaches		
				total	confirmed	total	confirmed	total	confirmed	total	confirmed	total	confirmed	total	confirmed	total	confirmed	total	confirmed	total
25	Novgorod Region	4	1	0	0	2	1	0	0	0	0	2	0	0	0	0	0	0	0	0
26	Novosibirsk Region	1	1	0	0	0	0	0	0	0	0	1	1	0	0	0	0	0	0	0
27	Omsk Region – Omsk	2	2	0	0	0	0	0	0	0	0	2	2	0	0	0	0	0	0	0
28	Orenburg Region	12	1	1	0	4	0	2	0	1	0	3	1	0	0	0	0	1	0	0
29	Rostov Region – Volgodonsk	23	4	0	0	15	4	0	0	1	0	1	0	0	0	0	0	6	0	0
30	Ryazan Region	2	0	0	0	2	0	0	0	0	0	0	0	0	0	0	0	0	0	0
31	Sakhalin Region	3	0	0	0	1	0	0	0	0	0	1	0	0	0	0	0	1	0	0
32	Smolensk Region	6	3	0	0	3	3	0	0	0	0	1	0	0	0	0	0	2	0	0
33	Tambov Region	6	1	0	0	3	0	0	0	1	0	0	0	0	0	0	0	2	1	0
34	Tyumen Region	3	0	0	0	0	0	2	0	1	0	0	0	0	0	0	0	0	0	0
35	Chelyabinsk Region – Zlatoust	9	2	0	0	5	2	0	0	2	0	1	0	1	0	0	0	0	0	0
36	Yaroslavl Region	3	0	0	0	0	0	0	0	0	0	2	0	0	0	0	0	1	0	0
37	Moscow City	22	0	4	0	8	0	0	0	5	0	0	0	0	0	0	0	5	0	0
38	Khanty-Mansi Autonomous area – Yugra	4	0	0	0	1	0	0	0	2	0	1	0	0	0	0	0	0	0	0
Total		1057	86	11	0	166	30	11	2	46	11	81	41	2	0	0	0	740	2	0

## Appendix 7 to the Chapter 13

**Information of administrative proceedings instituted in respect of violations of election legislation during the period of preparation and conduct of election of deputies of the State Duma of the Federal Assembly of the Russian Federation of the sixth convocation**

pos №	Information of administrative proceedings	Initiator of administrative proceedings						
		Yauthorized members of corresponding election commissions, referendum			Police authorities	Prosecutor's office	other persons (p. 58, 60 part 2 Art. 28.3 of Admin.code	
		EC of RF subjects	TEC (EC of Moscow region)	DistrictEC				
1	Total Number of Reports (Statements) of Violations of Administrative Law	88	11	0	470	50	40	
1.1	Article 5.1; violation of citizens' right to see a voter list	–	–	–	–	5	–	
1.2	Article 5.3; failure to fulfill resolutions passed by election commissions, to produce information and materials upon election commission's request	2	–	–	–	–	–	
1.3	Article 5.4; violation of the procedure of provision of information of voters	–	–	–	–	7	–	
1.4	Part 1, article 5.5; violation of the procedure of publication (disclosure) of the materials connected with elections	47	3	–	5	1	20	
1.5	Article 5.6; violation of rights of members of election commissions, observers, foreign (international) observers, other participants to the election process	–	–	–	2	–	–	
1.6	Article 5.8; violation of the procedure and terms of realization of the campaigning events	8	–	–	–	–	–	
1.7	Article 5.9; violation of terms and conditions of promotion of business and other activity during the election campaign	–	–	–	–	1	–	
1.8	Article 5.10; the campaigning outside the period defined for the campaigning events and in places where realization of the campaigning events is not allowed	14	–	–	44	–	13	
1.9	Article 5.11; realization of the campaigning events by persons not authorized to participate in such activity	–	1	–	54	2	6	
1.10	Part 1, article 5.12; production or distribution of the campaigning materials not containing any information stipulated by law	13	6	–	212	23	1	
1.11	Part 2, article 5.12; placing of printing materials meant for the campaigning purposes in places where placement of such materials is not allowed	1	–	–	121	–	–	
1.12	Part 1, article 5.14; willful destruction or damaging of printing materials related to the elections	–	–	–	22	3	–	
1.13	Article 5.15; violation of the procedure and terms of notification of election commissions on matters connected with provision of premises for the purposes of meetings with voters	–	1	–	–	1	–	
1.14	Article 5.16; bribery in respect of voters or fulfillment of any charity activity during the election campaign with violation of law	–	–	–	7	1	–	

pos №	Information of administrative proceedings	Initiator of administrative proceedings					
		Yauthorized members of corresponding election commissions, referendum commissions			Police authorities	Prosecutor's office	other persons (p. 58, 60 part 2 Art. 28.3 of Admin.code
		EC of RF subjects	TEC (EC of Moscow region)	District EC			
1.15	Article 5.18; illegal use of money in connection with the financing of election campaign of a candidate, election association	1	–	–	–	–	–
1.16	Article 5.20; illegal financing of the election campaign, provision of illegal material support in connection with the conduct of elections	2	–	–	–	–	–
1.17	Article 5.21; delay in transfer of funds to election commissions, candidates, election associations	–	–	–	–	3	–
1.18	Article 5.22; illegal delivery and receipt of ballots	–	–	–	3	–	–
1.19	Article 5.24; violation of the procedure of tabulation of votes, determination of the election returns, the procedure of making records of the vote returns equipped with a mark "Repeated" or "Recurring tabulation of votes"	–	–	–	–	1	–
1.20	Article 5.58; violation of the procedure of issuing of a certificate of removal from the registration list and failure to meet the request of withdrawal of such certificate, use of deliberately false certificate of removal	–	–	–	–	2	–
<b>2</b>	<b>Subjects against which administrative proceedings were instituted, including:</b>	<b>88</b>	<b>11</b>	<b>0</b>	<b>470</b>	<b>50</b>	<b>40</b>
2.1	Individuals (excluding members of election commissions)	31	7	–	436	27	4
2.2	Legal entities (including political parties, their regional and local divisions)	26	1	–	6	1	6
2.3	Officials (excluding heads of election commissions)	31	2	–	18	11	30
2.4	Members of election commissions (including heads of election commissions)	–	1	–	10	11	–
<b>3</b>	<b>Results of consideration</b>	<b>88</b>	<b>11</b>	<b>0</b>	<b>470</b>	<b>50</b>	<b>40</b>
3.1	Decision of institution of administrative proceedings made	36	1	–	215	39	17
3.2	Legal proceedings were closed in acc. with art. 2.9 of Administrative code	–	1	–	7	–	–
3.3	Legal proceedings were closed in acc. with art. 24.5 of Administrative code	4	1	–	16	3	–
3.4	Statement/report was returned	15	1	–	1	1	–
3.5	The case is under consideration	33	7	–	231	7	23

## Appendix 8 to the Chapter 13

**Information concerning the consideration of civil cases with the participation of CEC of Russia by the Russian Federation Supreme Court and Tverskoy district court of Moscow during the period of preparation and conduct of election of deputies of the State Duma of the Federal Assembly of the Russian Federation of the sixth convocation**

Russian Federation		
1	Name of the Court	Supreme Court of the Russian Federation
	The Applicant	T.L. Ganakova, V.B. Kamikovski, O.I. Kirilenko, S.N. Kretov, A.V. Podrezov
	The persons concerned	Central election commission of the Russian Federation
	The essence of the complaint	Disputing of the decision made by CEC of Russia (№ 19/201-6 dated 06.07.2011 "On forms of a ballot and requirements to the production of ballots meant for the elections of deputies of the State Duma of the Federal Assembly of the Russian Federation of the sixth convocation")
	Date and case number	07.11.2011 № ГКПИИ (ГКПИ)-1830
	Decision of the Court	Shall not be satisfied
	Information of appeals against the decision	01.12.2011 . cassation submitted by the applicants was not satisfied
2	Name of the Court	Supreme Court of the Russian Federation
	The Applicant	A.S. Kapliev
	The persons concerned	Central election commission of the Russian Federation
	The essence of the complaint	Disputing of the decisions made by CEC of Russia : № 29/264-6 dated 31.08.2011. "On the number of certificates of removal meant for voting at the elections of deputies of the State Duma of the Federal Assembly of the Russian Federation of the sixth convocation", № 12/125-6 dated 25.05.2011. " On the certificates of removal meant for voting at the elections of deputies of the State Duma of the Federal Assembly of the Russian Federation of the sixth convocation" and № 12/126-6 " On the certificates of removal meant for voting at the elections of President of the Russian Federation "
	Date and case number	14.11.2011 № ГКПИИ11-1888
	Decision of the Court	Shall not be satisfied
	Information of appeals against the decision	No appeal against the decision was submitted
3	Name of the Court	Supreme Court of the Russian Federation
	The Applicant	Central election commission of the Russian Federation
	The persons concerned	Smirnova Marina Vasilievna, Political Party FAIR RUSSIA
	The essence of the complaint	Cancellation of registration of Smirnova Marina Vasilievna included in the federal candidate list from the Political Party FAIR RUSSIA , as a candidate for deputies of the State Duma of the Federal Assembly of the Russian Federation of the sixth convocation, due to the fact that in addition to the Russian Federation citizenship she is a citizen of the Ukraine and Moldova Republic
	Date and case number	21.11.2011 № ГКПИИ ((ГКПИ))11-1930
	Decision of the Court	Satisfied

4	Information of appeals against the decision	No appeal against the decision was submitted
	Name of the Court	Supreme Court of the Russian Federation
	The Applicant	I.N. Usov
	The persons concerned	Central election commission of the Russian Federation, Political Party FAIR RUSSIA
	The essence of the complaint	Disputing of the decision made by CEC of Russia (№ 59/509-6 dated 18.11.2011.), in accordance with which I.N.Usov was declared excluded from the federal candidate list for deputies of the State Duma of the Federal Assembly of the Russian Federation of the sixth convocation, as a candidate nominated by the Political Party FAIR RUSSIA (regional group № 13 "Tatarstan Republic (Tatarstan) – Moscow, Tatarstan Republic (Tatarstan) – Central", № 1)
	Date and case number	28.11.2011 № ГКПИИ ((ГКПИИ)-2036
	Decision of the Court	Shall not be satisfied
5	Information of appeals against the decision	No appeal against the decision was submitted
	Name of the Court	Supreme Court of the Russian Federation
	The Applicant	V.A. Vinogradov
	The persons concerned	Central election commission of the Russian Federation, Political Party FAIR RUSSIA
	The essence of the complaint	Disputing of the decision made by CEC of Russia (№ 59/508-6 dated 18.11.2011.), in accordance with which V.A. Vinogradov was declared excluded from the federal candidate list for deputies of the State Duma of the Federal Assembly of the Russian Federation of the sixth convocation, as a candidate nominated by the Political Party FAIR RUSSIA (regional group № 50 "Nizhni Novgorod Region", № 2)
	Date and case number	29.11.2011 № ГКПИИ ((ГКПИИ)11-2041
	Decision of the Court	Shall not be satisfied
6	Information of appeals against the decision	On 13.12.2011 decision of the Court was cancelled and proceedings closed upon removal of the claim by the applicant
	Name of the Court	Tverskoy district court of Moscow
	The Applicant	I.N. Usov
	The persons concerned	Political Party FAIR RUSSIA, Central election commission of the Russian Federation
	The essence of the complaint	Disputing of the decision made by the Presidium of the Central Council of the Political Party FAIR RUSSIA in accordance with which I.N.Usov was declared excluded from the federal candidate list for deputies of the State Duma of the Federal Assembly of the Russian Federation of the sixth convocation, as a candidate nominated by the Political Party FAIR RUSSIA (regional group № 13 "Tatarstan Republic (Tatarstan) – Moscow, Tatarstan Republic (Tatarstan) – Central", № 1)
	Date and case number	02.12.2011 №2-7453/2011
	Decision of the Court	Shall not be satisfied
7	Information of appeals against the decision	
	Name of the Court	Tverskoy district court of Moscow
	The Applicant	V.A. Vinogradov
	The persons concerned	Political Party FAIR RUSSIA, Central election commission of the Russian Federation

	The essence of the complaint	Disputing of the decision made by the Presidium of the Central Council of the Political Party FAIR RUSSIA in accordance with which V.A. Vinogradov was declared excluded from the federal candidate list for deputies of the State Duma of the Federal Assembly of the Russian Federation of the sixth convocation, as a candidate nominated by the Political Party FAIR RUSSIA (regional group № 50 "Nizhni Novgorod Region", № 2)
	Date and case number	02.12.2011 №2-7320/2011
	Decision of the Court	Shall not be satisfied
	Information of appeals against the decision	
8	Name of the Court	Tverskoy district court of Moscow
	The Applicant	Russian United Democratic Party "YABLOKO"
	The persons concerned	Central election commission of the Russian Federation, FSUE "VGTRK", JSC "First Channel"
	The essence of the complaint	Disputing of the actions of CEC of Russia for the submission of a letter (№ 05-33/7900 dated 28.11.2011.) to FSUE "VGTRK" and JSC "First Channel" concerning the content of the campaigning material
	Date and case number	02.12.2011 №2-7455/2011
	Decision of the Court	Shall not be satisfied
	Information of appeals against the decision	



## Appendix 9 to the Chapter 13

**Data on election controversies arisen from the run-up to and carrying out the election of deputies of the State Duma of the Federal Assembly of the Russian Federation of the sixth convocation and following the results of the voting, litigated in the subjects of the Russian Federation (as of December 15, 2011)**

<b>The Bashkortostan Republic</b>	
1	Name of a court
	The Kirovsky district court of the city of Ufa
	Informers
	Parties involved
	Merits of an appeal
	Requires to declare the Decision No. 1 of the PEC No. 129 dated 04.12.2011 illegal, to compel the PEC No. 129 to remedy the breach of the law (the decision on expelling of an observer of the Political Party "FAIR RUSSIA" in conjunction with photographing.
	Date and number of a case
	04.12.2011; No. 2-6959/2011
	The court hold (determined)
	To dismiss the complaint (the right to record the process of work of an election commission in the course of voting by photographing is not granted to an observer).
	Data on appealing of a court decision
<b>The Komi Republic</b>	
1	Name of a court
	The Syktyvkar city court
	Informers
	Parties involved
	Merits of an appeal
	The chief editor of the newspaper "Krasnoye Znamya Severa" ("Red Banner of the North")
	The legitimacy of a refusal to provide free print area for placing propaganda materials of the Political Party "LDPR" provided after expiration of time limit, stipulated by a contract, is litigated.
	Date and number of a case
	25.11.2011; No. 2-9119/2011
	The court hold (determined)
	To declare the refusal illegal, to compel the chief editor of the newspaper "Krasnoye Znamya Severa" to publish propaganda materials of the Political Party "LDPR" before 02.12.2011
	Data on appealing of a court decision
	The chief editor of the newspaper "Krasnoye Znamya Severa" filed a cassation appeal to the Supreme Court of the Komi Republic. Examination of the appeal is scheduled on 02.12.2011. The cassation appeal was dismissed
<b>The Yakutian (Sakha) Republic</b>	
1	Name of a court
	The Supreme Court of the Yakutian (Sakha) Republic
	Informers
	Parties involved
	Merits of an appeal
	The regional office of the Political Party "FAIR RUSSIA"
	The Central Election Commission of the Yakutian (Sakha) Republic
	On declaring the resolution of the CEC of the Yakutian (Sakha) Republic No. 45/9-4 dated 18.11.11 "On the appeal of Y.S. Kupriyanov, an authorized representative of the regional office of the Political Party "UNITED RUSSIA", against the newspaper "FAIR RUSSIA" illegal and denouncing it.
	Date and number of a case
	01.12.2011; No. 3-39/11
	The court hold (determined)
	The appeal is dismissed
	Data on appealing of a court decision

2	Name of a court	The Yakutsk city court of the Yakutian (Sakha) Republic
	Informers	S.M. Oshchepkov, I.I. Sobakin, A.N. Yegorova, a total of 12 citizens
	Parties involved	The Precinct Election Commission No. 728 of the Yakutian (Sakha) Republic
	Merits of an appeal	An appeal from actions of the precinct election commission No. 728 concerning a refusal to enroll them to the voter list of the election of deputies of the State Duma of the Federal Assembly of the Russian Federation
	Date and number of a case	04.12.2011
3	The court hold (determined)	The applications are granted. The refusal of the precinct election commission No. 728 of the Yakutian (Sakha) Republic to enroll citizens, those having no absentee voting certificates, to the voter list of the election of deputies of the State Duma of the Federal Assembly of the Russian Federation is declared illegal. The court compel to enroll the said citizens to the voter list
	Data on appealing of a court decision	
	Name of a court	The Yakutsk city court of the Yakutian (Sakha) Republic
	Informers	I. Friis
	Parties involved	The Precinct Election Commission No. 728 of the Yakutian (Sakha) Republic
	Merits of an appeal	An appeal from actions of the precinct election commission No. 728 concerning a refusal to enroll them to the voter list of the election of deputies of the State Duma of the Federal Assembly of the Russian Federation
	Date and number of a case	04.12.2011
	The court hold (determined)	The application is granted. The refusal of the precinct election commission No. 728 of the Yakutian (Sakha) Republic to enroll a citizen, who has no absentee voting certificate, to the voter list of the election of deputies of the State Duma of the Federal Assembly of the Russian Federation is declared illegal. The court compel to enroll the said citizen to the voter list
	Data on appealing of a court decision	
		<b>The Tatarstan Republic</b>
1	Name of a court	The Naberezhnye Chelny city court of the Tatarstan Republic
	Informers	An authorized representative of the Political Party "Russian United Democratic Party "YABLOKO", D.E. Fomin.
	Parties involved	The TEC of the Avtozavodkoy district of the city of Naberezhnye Chelny of the Tatarstan Republic
	Merits of an appeal	To declare the decision of the TEC of the Avtozavodkoy district of the city of Naberezhnye Chelny of the Tatarstan Republic dated 8 November 2011 concerning dismissing of 10 applications of the Russian United Democratic Party "YABLOKO" on grounds of the fact, that candidates for membership in the PEC have no experience and of inappropriate completion of documents, illegal and to impose a duty of remedying the committed breaches on the TEC
	Date and number of a case	22.11.2014; No. 2-11851/11
	The court hold (determined)	To grant the application of D.E. Fomin. To declare the decision of the TEC of the Avtozavodkoy district of the city of Naberezhnye Chelny of the Tatarstan Republic dated 8 November 2011 concerning dismissing of 10 applications of the Russian United Democratic Party "YABLOKO" illegal and to annul it. To compel the TEC of the Avtozavodkoy district of the city of Naberezhnye Chelny of the Tatarstan Republic to grant 10 applications of the Political Party "Russian United Democratic Party "YABLOKO" for joining the PEC
	Data on appealing of a court decision	

2	Name of a court	The Aviastroitelny district court of the city of Kazan
	Informer	The non-voting member of the PEC No. 30, representing the Party "FAIR RUSSIA", Alexey Victorovich Ryazanov
	Parties involved	The PEC No. 36, the TEC of the Aviastroitelny district court of the city of Kazan
	Merits of an appeal	To declare the accommodation for voting illegal, to declare actions and responses of the chairman of the PEC No. 36 illegal (prohibited to get about the polling station; ballot boxes were not visible)
	Date and number of a case	04.12.2014; No. 2-3383/11
	The court hold (determined)	The appeal is dismissed
	Data on appealing of a court decision	
3	Name of a court	The Aviastroitelny district court of the city of Kazan
	Informer	A candidate of the Party "YABLOKO" for a deputy of the State Duma, Sergey Yurievich Sitko, to the Aviastroitelny district court of the city of Kazan (first instance)
	Parties involved	The PEC No. 11, the TEC of the Aviastroitelny district court of the city of Kazan
	Merits of an appeal	To declare the decision of the PEC No. 11 to expel an observer of the Party "YABLOKO" Sergey Yurievich Sitko from the station illegal; to annul the decision on the results of the voting, carried at the PEC No. 11
	Date and number of a case	13.12.2014; No. 2-3387/11
	The court hold (determined)	The appeal is dismissed
	Data on appealing of a court decision	
<b>The Tyva Republic</b>		
1	Name of a court	The district court
	Informer	The acting chairman of the Tuva regional office of the Political Party "FAIR RUSSIA" at the election of deputies of the representative body of the municipal formation
	Parties involved	The Territorial Electoral Commission of the Chedi-Kholskii kozhuun
	Merits of an appeal	Appealing against the decision of the TEC of the Chedi-Kholskii kozhuun on dismissing of proposals to put candidates, nominated by the Tuva regional office of the Political Party "FAIR RUSSIA", on precinct electoral commissions, established for vote counting and summarizing of the election of deputies of the State Duma of the Federal Assembly of the Russian Federation, due to delayed submitting of documents (after 6 PM)
	Date and number of a case	
	The court hold (determined)	The claims of the party are upheld. The decision is declared illegal
	Data on appealing of a court decision	The cassation appeal of the Territorial Electoral Commission of the Chedi-Kholskii kozhuun. The decision is annulled; a new one is made concerning the discharge of claims: the refusal to put on the PEC is to be declared illegal; the candidates are to be put on the commissions. The decision is enforced. 2 members are put on the PEC by the decision of the TEC

The Udmurt Republic			
1	Name of a court	The Supreme Court of the Udmurt Republic	
	Informers	A private entrepreneur S.V. Lyskov.	
	Parties involved	The Central Election Commission of the Udmurt Republic, R.L. Churin	
	Merits of an appeal	On declaring the resolution of the CEC of Udmurtia No. 99.4-4, which established agitation signs of banners "Udmurtia, go on! TOGETHER WE ARE UNITED RUSSIA"; a report on termination of illegal aritation activity is submitted to the MIA for the Udmurt Republic	
	Date and number of a case	15.11.2011; No. 3-57/2011	
	The court hold (determined)	The resolution of the CEC of Udmurtia is annulled by the decision of the Supreme Court from facts that the posted information had no signs of agitation, but of public service advertising, aimed at serving the interests of the state	
	Data on appealing of a court decision	On 18.11.2011 the CEC of Udmurtia filed a cassation appeal against the said decision. The decision of the court of the first instance is affirmed by the decision of the Supreme Court of the Russian Federation	
The Khakass Republic			
1	Name of a court	The Supreme Court of the Khakass Republic	
	Informers	The Khakass regional office of the Political Party "Communist party of the Russian Federation"	
	Parties involved	The Election Commission of the Khakass Republic, the Khakass regional office of the All-Russia Political Party "UNITED RUSSIA"	
	Merits of an appeal	Appealing of the decision of the Election Commission of the Khakass Republic, which dismissed the appeal of the Khakass regional office of the Political Party "Communist party of the Russian Federation" against a breach of the electoral legislation while producing and distributing agitation print materials	
	Date and number of a case	29.11.2011	
	The court hold (determined)	The appeal is dismissed by a decision of the court	
	Data on appealing of a court decision		
The Altai Territory			
1	Name of a court	The Zheleznodorozhny district court of the city of Barnaul of the Altai Territory	
	Informers	Valentin Evseevich Khanovich, a voter	
	Parties involved	The election commission of the Altai Territory	
	Merits of an appeal	On declaring omission of the election commission of the Altai Territory concerning delisting of voters illegal	
	Date and number of a case	11.11.2011; No. 2-3938/2011	
	The court hold (determined)	The claim is dismissed	
	Data on appealing of a court decision	The decision is appealed and affirmed	
The Zabaykalsky Territory			
1	Name of a court	The Nerchinsko-Zavodsky district court	
	Informers	The prosecutor of the Nerchinsko-Zavodsky district of the Zabaykalsky Territory	

	Parties involved	The Territorial Electoral Commission of the Nerchinsko-Zavodsky district
	Merits of an appeal	On declaring actions of the TEC of enrolling Anrey Yurievich Dmitriev to the voter list of the polling station No. 651 illegal; to compel to exclude A.Y. Dmitriev from the voter list
	Date and number of a case	23.11.2011; No. 2-478/2011
	The court hold (determined)	The prosecutor's claim is to be upheld in full: to declare actions of the TEC of enrolling A.Y. Dmitriev to the voter list of the polling station No. 651 illegal; to compel to exclude A.Y. Dmitriev from the voter list
	Data on appealing of a court decision	On 24 November 2011 a cassation appeal was filed. The cassation appeal is scheduled to be examined on 1 December 2011 by the Zabaykalsky territory court. The decision of the court of the first instance is fully annulled
2	Name of a court	The Krasnokamensk city court of the Zabaykalsky Territory
	Informers	Valery Nikolaevich Efremov
	Parties involved	The Precinct Electoral Commission of the polling station No. 447
	Merits of an appeal	The said citizen was not admitted to the voting (was not enrolled to the voterlist) of the election of deputies of the State Duma of the Federal Assembly of the Russian Federation of the sixth convocation by the decision of the precinct election commission
	Date and number of a case	04.12.2011
3	The court hold (determined)	To compel the electoral commission of the polling station No. 447 of the city of Krasnokamensk to enroll E.N. Efremov to the voter list
	Data on appealing of a court decision	
	Name of a court	The Central district court of the city of Chita
	Informers	A representative of the regional office of CPRF
	Parties involved	The election commission of the Zabaykalsky Territory
	Merits of an appeal	To annul the resolution of the Electoral Commission of the Zabaykalsky Territory on dismissing the appeal of the regional office of CPRF concerning instituting an administrative proceeding against the broadsheet "Zabaikalie. Vremya. Sobytiya. Lyudi" ("Transbaikalia. Time. Events. People")
	Date and number of a case	9 November 2011
	The court hold (determined)	The claims of the CPRF representative are dismissed
	Data on appealing of a court decision	
		<b>The Krasnodar Territory</b>
1	Name of a court	The Khostinsky district court of the city of Sochi
	Informers	S.N. Basmanov
	Parties involved	The Khostinskaya TEC of the city of Sochi
	Merits of an appeal	To annul the decision of the Khostinskaya TEC of the city of Sochi No. 4/16 dated 26 September 2011 "On determining the quantity of voting members of the PEC" due to the fact that the quantity of the PEC members should be equal not to from 9 to 16 depending on the quantity of voters, but should be equal to 8 voting members, as at least one second of them are to be appointed by political parties, represented in the State Duma of the Federal Assembly of the Russian Federation, which are four, i.e. one second of eight

	Date and number of a case The court hold (determined)	24.10.2011; No. 2-2166 The said claims of S.N. Basmanov are dismissed by the decision of the Khostinsky district court of the city of Sochi
	Data on appealing of a court decision	On 22 November 2011 the judicial collegium for civil cases of the Krasnodar Territory court affirmed the decision of the Khostinsky district court of the city of Sochi and dismissed the appeal of S.N. Basmanov
2	Name of a court	The Central district court of the city of Sochi
	Informers	S.N. Basmanov
	Parties involved	The Centralnaya TEC of the city of Sochi
	Merits of an appeal	Requires to declare actions of the administration of the city of Sochi in carrying out agitation during issuing absentee voting certificates, omission of the Centralnaya TEC of the city of Sochi and its chairman illegal
	Date and number of a case	18.11.2011; No. 2-5820/11
	The court hold (determined)	The said claims of S.N. Basmanov are dismissed by the decision of the Central district court of the city of Sochi
	Data on appealing of a court decision	
3	Name of a court	The Central district court of the city of Sochi
	Informers	S.N. Basmanov
	Parties involved	The electoral commission of the municipal formation of the Sochi city
	Merits of an appeal	Requires to declare the response of the chairman of the electoral commission of the municipal formation of the Sochi city on inability to appoint S.N. Basmanov as a non-voting member of the electoral commission of the municipal formation of the Sochi city, representing the local office of the Political Party "CPRF" for the election of deputies of the State Duma of the Federal Assembly of the Russian Federation illegal and to give him an ID
	Date and number of a case	03.11.2011; No. 2-5698/2011
	The court hold (determined)	The said claims of S.N. Basmanov are dismissed by the decision of the Central district court of the city of Sochi
	Data on appealing of a court decision	
4	Name of a court	The Central district court of the city of Sochi
	Informers	I.E. Siskevich, the chairman of the primary office of RODP "YABLOKO" for the Central district of the Sochi city
	Parties involved	The Centralnaya TEC of the city of Sochi
	Merits of an appeal	Requires to declare the decision of the Centralnaya TEC of the Sochi city dated 8 November 2011 concerning non-putting representatives of RODP "YABLOKO" on the PEC and to compel the TEC to put them on the PEC
	Date and number of a case	21.11.2011; No. 2-6004/11
	The court hold (determined)	The application of I.E. Siskevich is to be left undecided by the decision of the Central district court
	Data on appealing of a court decision	
5	Name of a court	The Kalininskaya district court of the Krasnodar Territory
	Informers	S.I. Belokon, the chairman of the local office of the Political Party "FAIR RUSSIA" for the Kalininskaya district



	Parties involved	The Kalininskaya TEC
	Merits of an appeal	Requires to compel the Kalininskaya TEC to release chairmen of the PEC No. 1603 and No. 1610 from their positions due to the fact that first constitutive meetings of the PEC, held in order to elect the deputy chairman and the secretary, were carried out with violation of the Federal Law No. 67
	Date and number of a case	16.11.2011; No. 2-965-2011
	The court hold (determined)	The said claims of S.I. Belokon are dismissed by the decision of the Kalininskaya district court
	Data on appealing of a court decision	
	Name of a court	The Kurganinsk district court of the Krasnodar Territory
6	Informers	N.A. Pozdnyakova, the chairman of the local office of the Political Party "FAIR RUSSIA" for the Kurganinsk district
	Parties involved	The Kurganinsk TEC; the administration of the municipal formation of the Kurganinsk district
	Merits of an appeal	Requires to exclude the political party "UNITED RUSSIA" from the list of political parties, electing for deputies of the State Duma of the Russian Federation, due to the fact that the deputy chief of the municipal formation of the Kurganinsk district sent letters containing requests to make contributions to the statutory activity of the party "UNITED RUSSIA" in favor of the fund supporting the party "UNITED RUSSIA"
	Date and number of a case	28.11.2011; No. 2-1310/2011
	The court hold (determined)	The appeal of N.A. Pozdnyakova is dismissed by the decision of the Kurganinsk district court
	Data on appealing of a court decision	
7	Name of a court	The Kurganinsk district court of the Krasnodar Territory
	Informers	S.P. Sakhno
	Parties involved	The Kurganinsk TEC; the administration of the municipal formation of the Kurganinsk district
	Merits of an appeal	Requires to exclude the political party "UNITED RUSSIA" from the list of political parties, electing for deputies of the State Duma of the Russian Federation, due to the fact that the head of the agriculture administration of the municipal formation of the Kurganinsk district sent letters containing requests to make contributions to the statutory activity of the party "UNITED RUSSIA" in favor of the fund supporting the party "UNITED RUSSIA"
	Date and number of a case	28.11.2011; No. 2-1306/2011
	The court hold (determined)	To declare actions of the official of the administration of the municipal formation of the Kurganinsk district illegal by the decision of the Kurganinsk district court; to dismiss the rest of the claims of S.P. Sakhno
8	Data on appealing of a court decision	
	Name of a court	The Krylovsky district court
	Informers	L.I. Masalitina, the head of the local office of the Political Party "CPRF"
	Parties involved	The Krylovskaya TEC, the PEC No. 25-01
	Merits of an appeal	Requires to carry out vote recounting at the polling station No. 25-01 due to the fact that according to the report of the PEC No. 25-01 the quantity of voters is not equal to the quantity of people, who entered the polling station, in the opinion of an observer of the Political Party "CPRF"

	Date and number of a case	
	The court hold (determined)	Under consideration
	Data on appealing of a court decision	
	<b>The Khabarovsk Territory</b>	
1	Name of a court	The Khabarovsk Territory court
	Informers	Alexey Mikhailovich Orlov, Dmitry Gennadiyevich Serafimov
	Parties involved	The Khabarovsk Territory office of the Political Party "Communist party of the Russian Federation"
	Merits of an appeal	Suspension of the resolutions of the Electoral Commission of the Khabarovsk Territory No. 13/107-6, No. 13/108-6, No. 13/111-6 dated 14 October 2011, and No. 12/101-6 dated 10 October 2011
	Date and number of a case	01.11.2011; No. 3-147/2011
	The court hold (determined)	To dismiss the claims of Alexey Mikhailovich Orlov, Dmitry Gennadiyevich Serafimov to annul the resolutions of the Electoral Commission of the Khabarovsk Territory No. 13/108-6, No. 13/107-6, No. 13/111-6 dated 14 October 2011, and No. 12/101-6 dated 10 October 2011
	Data on appealing of a court decision	
2	Name of a court	The Khabarovsk Territory court
	Informers	Oleg Valerievich Gradyushko, Maxim Andreevich Breus, Andrey Yurievich Goman
	Parties involved	The Khabarovsk regional office of the Political Party "Liberal-democratic party of Russia"
	Merits of an appeal	Suspension of the resolutions of the Electoral Commission of the Khabarovsk Territory No. 13/105-6, No. 13/103-6, No. 13/104-6 dated 14 October 2011
	Date and number of a case	03.11.2011; No. 3-150/2011
	The court hold (determined)	To grant the applications of Oleg Valerievich Gradyushko, Maxim Andreevich Breus, Andrey Yurievich Goman concerning the suspension of the resolutions of the Electoral Commission of the Khabarovsk Territory No. 13/105-6, No. 13/103-6, No. 13/104-6 dated 14 October 2011
	Data on appealing of a court decision	The cassation appeal is filed by the Election Commission of the Khabarovsk Territory The cassation appeal is filed by the Khabarovsk regional office of the Political Party "Liberal-democratic party of Russia"
3	Name of a court	The Central district court of the city of Khabarovsk
	Informers	Andrey Igorevich Resin
	Parties involved	The election commission of the Khabarovsk Territory
	Merits of an appeal	Declaration of the refusal of the Election Commission of the Khabarovsk Territory to register a convicted person as a voter to be illegal
	Date and number of a case	26.10.2011; No. 2-6283/11
	The court hold (determined)	To dismiss the claims of Andrey Igorevich Resin
	Data on appealing of a court decision	
4	Name of a court	The Central district court of the city of Komsomolsk-on-Amur of the Khabarovsk Territory
	Informers	O.G. Pankov

	Parties involved	The Territorial Electoral Commission of the city of Komsomolsk-on-Amur
	Merits of an appeal	Against the decision of the voting member of the TEC dated 25.10.2011 on refusal to institute an administrative case against the editorial office of the newspaper "Dalnevostochny Komsomolsk" ("Far-Eastern Komsomolsk") and the editor of the newspaper L.N. Eliseeva
	Date and number of a case	16.11.2011; No. 12-746/11
	The court hold (determined)	To affirm the decision of the voting member of the TEC; to dismiss the claim of O.G. Pankov
	Data on appealing of a court decision	
5	Name of a court	The Central district court of the city of Komsomolsk-on-Amur of the Khabarovsk Territory
	Informers	O.G. Pankov
	Parties involved	The Territorial Electoral Commission of the city of Komsomolsk-on-Amur
	Merits of an appeal	Against the decision of the voting member of the TEC dated 25.10.2011 on refusal to institute an administrative case against a candidate for a deputy of the State Duma of the Federal Assembly of the Russian Federation of the sixth convocation A.V. Klimov and the Political Party "UNITED RUSSIA"
	Date and number of a case	17.11.2011; No. 12-745/11
	The court hold (determined)	To affirm the decision of the voting member of the TEC; to dismiss the claim of O.G. Pankov
	Data on appealing of a court decision	
	Name of a court	The Central district court of the city of Komsomolsk-on-Amur of the Khabarovsk Territory
	Informers	O.G. Pankov
	Parties involved	The Territorial Electoral Commission of the city of Komsomolsk-on-Amur
	Merits of an appeal	Against the decision of the voting member of the TEC dated 31.10.2011 on refusal to institute an administrative case against the editorial office of the Political Party "UNITED RUSSIA"
	Date and number of a case	18.11.2011; No. 12-763/11
	The court hold (determined)	To affirm the decision of the voting member of the TEC; to dismiss the claim of O.G. Pankov
	Data on appealing of a court decision	
	Name of a court	The Solnechny district court
7	Informers	A.I. Fomin
	Parties involved	The Territorial Electoral Commission of the Solnechny district
	Merits of an appeal	On enrolling to the voter list upon applications of people with a settlement status
	Date and number of a case	
	The court hold (determined)	The appeal is dismissed
	Data on appealing of a court decision	
<b>The Arkhangelsk Region</b>		
1	Name of a court	The Velsky district court of the Arkhangelsk Region

2	Informant	The Prosecutor of the Velsky district
	Parties involved	The Administration of the municipal formation "Velsky municipal district" "The Velsky territorial electoral commission The department on oversight of the Velsky district of the Main Administration of the EMERCOM of Russia for the Arkhangelsk Region
	Merits of an appeal	Declaring the actions of the administration of the municipal formation "Velsky municipal district" in protecting voting rights of citizens, concerning the accommodation of 31 polling stations to be illegal, as the rooms of these stations don't meet fire safety requirements
	Date and number of a case	27.10.2011; No. 2-1039/2011
	The court hold (determined)	To grant the prosecutor's application
	Data on appealing of a court decision	
	Name of a court	The Kholmogorsky district court of the Arkhangelsk Region
	Informant	The Prosecutor of the Kholmogorsky district
	Parties involved	The Administration of the municipal formation "Kholmogorsky municipal district "The Kholmogorsky territorial electoral commission The department on oversight of the Kholmogorsky district of the Main Administration of the EMERCOM of Russia for the Arkhangelsk Region
	Merits of an appeal	Declaring the actions of the administration of the municipal formation "Kholmogorsky municipal district" in protecting voting rights of citizens, concerning the accommodation of 14 polling stations to be illegal, as the rooms of these stations don't meet fire safety requirements
3	Date and number of a case	18.11.2011; No.2-440/2011
	The court hold (determined)	To grant the prosecutor's application
	Data on appealing of a court decision	On 28.11.2011 a cassation appeal was filed.
	Name of a court	The Severodvinsk city court of the Arkhangelsk Region
	Informant	A.F. Shanin
	Parties involved	The Severodvinsk territorial electoral commission The Precinct Electoral Commission of the polling station No. 815 and the Precinct Electoral Commission of the polling station No. 808
	Merits of an appeal	On declaring the refusal of the Precinct Electoral Commission of the polling station No. 815 and the refusal of the Precinct Electoral Commission of the polling station No. 808 dated 02.12.2011 on enrolling to the voter lists to be illegal
	Date and number of a case	04.12.2011; No. 2-4644-11
	The court hold (determined)	The appeal is to be dismissed
	Data on appealing of a court decision	On 12.12.2011 the cassation appeal was examined. The decision is affirmed
4	Name of a court	The Severodvinsk city court of the Arkhangelsk Region
	Informant	S.V. Barmin
	Parties involved	The Severodvinsk territorial electoral commission The Precinct Electoral Commission of the polling station No. 794

Merits of an appeal	On declaring the refusal of the Precinct Electoral Commission of the polling station No. 794 dated 04.12.2011 on enrolling to the voter lists to be illegal
Date and number of a case	04.12.2011; No. 2-4669-11
The court hold (determined)	The application is to granted; S.V. Barmin is to be enrolled to the voter list of the polling station No. 794
Data on appealing of a court decision	
<b>The Vladimir Region</b>	
1 Name of a court	The Vladimir regional court
Informers	The Vladimir regional office of the Political Party "Communist party of the Russian Federation"
Parties involved	The electoral commission of the Vladimir Region
	The Vladimir regional public fund of support of the All-Russia Political Party "UNITED RUSSIA"
	The Vladimir regional office of the All-Russia Political Party "UNITED RUSSIA" The Vladimir nonprofit partnership "In defense of rights of voters "Golos" ("Voice")
Merits of an appeal	On invalidating and annulling the resolution of the Electoral Commission of the Vladimir oblast dated 24.10.2011 No. 323 "On the application of the Chairman of the VNP "Golos" L.I. Eshanu and the appeal of the Vladimir regional office of the Political Party "CPRF" concerning the fact of placing in the Vladimir city and other cities of Vladimir region of print material, containing the image and statements of V.V. Putin, and emblems of the All-Russia Political Party "UNITED RUSSIA" as to be likely, and the resolution of the Electoral Commission of the Vladimir oblast dated 17.11.2011 No. 409 "On the appeal of the Vladimir regional office of the Political Party "CPRF" concerning the fact of placing in the Vladimir city and other cities of Vladimir region of print material, containing the image and statements of V.V. Putin, and an emblem of the All-Russia Political Party "UNITED RUSSIA", submitted by the Central Election Commission of the Russian Federation, and on the application of the Chairman of the VNP "Golos" L.I. Eshanu with the similar issue" (the informer states that the materials, containing the image and statements of V.V. Putin, involve symbols of the All-Russia Political Party "UNITED RUSSIA" (the emblem of the party). At that, in violation of the part 4 of the article 62 of the Federal Law dated 18.05.2005 No. 51-FZ "On elections of deputies of the State Duma of the Federal Assembly of the Russian Federation" the material was not paid by funds of the election fund of the political party. In the course of examining appeals the said violation of the electoral legislation was not established by the Electoral Commission of the Vladimir oblast)
Date and number of a case	23.11.2011; No. 3-90/2011
The court hold (determined)	The appeal is to be dismissed (the court established that the print material, containing the image and statements of V.V. Putin and emblems of political parties, electing for deputies of the State Duma of the Federal Assembly of the Russian Federation of the sixth convocation, namely the All-Russia Political Party "UNITED RUSSIA", contains no signs of election agitation. Taking the above mentioned into consideration, the resolutions of the Electoral Commission of the Vladimir oblast are enacted in compliance of requirements of the current electoral legislation)
Data on appealing of a court decision	The informer filed a cassation appeal to the Supreme Court of the Russian Federation

2	Name of a court	The Vladimir regional court
	Informers	The Vladimir regional office of the Political Party "Communist party of the Russian Federation"
	Parties involved	The electoral commission of the Vladimir Region
	Merits of an appeal	On invalidating and annulling the resolutions of the Electoral Commission of the Vladimir oblast dated 28.11.2011 No. 437, 438, 439, 440, 441 on authorization to establish polling stations on the premises of military units in the Kovrov city, Kovrov district and Leninsky district of the Vladimir oblast (the informer states that the polling stations were established five days before the election day. At that, in accordance with the part 5 of the article 13 of the Federal Law dated 18.05.2005 No. 51-FZ "On elections of deputies of the State Duma of the Federal Assembly of the Russian Federation" within the said period polling stations might be established only on the premises of military units, located in isolated areas distant from populated places. The established polling stations don't relate to this category)
	Date and number of a case	30.11.2011; No. 3-91/2011
	The court hold (determined)	The appeal is to be dismissed (there were no established violations of requirement of the federal legislation in the process of establishing the polling stations on the premises of military units; the polling stations are established in order to exercise the active voting right of military personnel)
	Data on appealing of a court decision	The informer filed a cassation appeal to the Supreme Court of the Russian Federation
3	Name of a court	The Leninsky district court of the city of Vladimir
	Informers	The Vladimir regional office of the Political Party "Communist party of the Russian Federation"
	Parties involved	The Territorial Electoral Commission of the Leninsky district of the city of Vladimir
	Merits of an appeal	The electoral commission of the Vladimir Region OOO Billion On invalidating and annulling the resolution of the Territorial Electoral Commission of the Leninsky district of the city of Vladimir dated 26.01.2011 No. 463 "On establishing a polling station in the building of "Market in Chaykovskogo" ("Rynok na Chaykovskogo") in order to arrange voting of voters in the place of temporary stay of voters" (the informer states that the part 4 of the article 13 of the Federal Law dated 18.05.2005 No. 51-FZ "On elections of deputies of the State Duma of the Federal Assembly of the Russian Federation" allows no possibility to establish polling stations in places of temporary stay at place of employment (in the territory of a market)
	Date and number of a case	01.12.2011; No. 2-3533/11
	The court hold (determined)	The appeal is to be dismissed (the court established that the part 4 of the article 13 of the Federal Law dated 18.05.2005 No. 51-FZ "On elections of deputies of the State Duma of the Federal Assembly of the Russian Federation" contains no exhaustive list of places of temporary stay of voters. So, establishing of a polling station in a place of temporary stay in a building of a market is without prejudice to provisions of the federal legislation)
	Data on appealing of a court decision	The informer filed a cassation appeal to the Vladimir regional court As a result of the examination the cassation appeal is dismissed; the decision of the Leninsky district court of the city of Vladimir is affirmed



4	Name of a court	The Oktyabrsky district court of the city of Vladimir
	Informers	The Vladimir regional office of the Political Party "Communist party of the Russian Federation"
	Parties involved	The Territorial Electoral Commission of the Oktyabrsky district of the city of Vladimir
		The electoral commission of the Vladimir Region
	Merits of an appeal	On invalidating and annulling the resolutions of the Territorial Electoral Commission of the Oktyabrsky district of the city of Vladimir dated 26.11.2011 No. 411 and 413 on establishing polling stations in places of temporary stay of voters (the complex "Torgovye ryady" ("Row of shopping stalls") (OOO UK "Delta") and the shopping complex "Tandem"). The informer states that the part 4 of the article 13 of the Federal Law dated 18.05.2005 No. 51-FZ "On elections of deputies of the State Duma of the Russian Federation" allows no possibility to establish polling stations in places of temporary stay at place of employment (in the territory of a market, shopping complex)
	Date and number of a case	01.12.2011; No. 2-4275/2011
5	The court hold (determined)	The appeal is to be dismissed (the court established that the part 4 of the article 13 of the Federal Law dated 18.05.2005 No. 51-FZ "On elections of deputies of the State Duma of the Russian Federation" contains no exhaustive list of places of temporary stay of voters. So, establishing of a polling station in a place of temporary stay on a market in a building of a shopping complex is without prejudice to provisions of the federal legislation)
	Data on appealing of a court decision	The informer filed a cassation appeal to the Vladimir regional court As a result of the examination the cassation appeal is dismissed; the decision of the Oktyabrsky district court of the city of Vladimir is affirmed
	Name of a court	The Kovrov city court
	Informers	The Vladimir regional office of the Political Party "Communist party of the Russian Federation"
	Parties involved	The Territorial Electoral Commission of the city of Kovrov
		The electoral commission of the Vladimir Region
	Merits of an appeal	On invalidating and annulling the resolutions of the Territorial Electoral Commission of the city of Kovrov dated 30.11.2011 on establishing polling stations in places of temporary stay of voters (OAO "Zavod imeni V.A. Degtyareva" (V.A. Degtyarev factory), the Kovrov State Technological Academy). The informer states that the part 4 of the article 13 of the Federal Law dated 18.05.2005 No. 51-FZ "On elections of deputies of the State Duma of the Russian Federation" allows no possibility to establish polling stations in places of temporary stay at place of employment (in the territory of factories, companies)
	Date and number of a case	03.12.2011; No. 2-11-4195-1
	The court hold (determined)	The court determined: the application is to be left undecided (sub-paragraph 4 of the article 222 of the Civil Procedural Code of the RF) – the application is signed and submitted by a person, not authorized for its presenting (an application of the Vladimir regional office of the Political Party CPRF is to be signed by the head of the Vladimir regional office of the Political Party CPRF or by a representative of the Vladimir regional office of the Political Party CPRF, acting a power of attorney. Actually the application, submitted to the court in defense of interests of the Vladimir regional office of the Political Party CPRF, was signed by an authorized representative of the Political Party "CPRF", A.A. Vysotsky, but not by a representative of the regional office)
	Data on appealing of a court decision	

6	Name of a court	The Leninsky district court of the city of Vladimir
	Informers	Political Party "Communist party of the Russian Federation"
	Parties involved	The Territorial Electoral Commission of the Leninsky district of the city of Vladimir
	Merits of an appeal	On annulling the resolution of the territorial electoral commission of the Leninsky district of the city of Vladimir dated 29.11.2011 on establishing an electoral commission on the premises of the military unit No. 07008
	Date and number of a case	02.12.2014; No. 05-6-09/2011
	The court hold (determined)	The court determined: The application of the Political Party "Communist party of the Russian Federation" to be dismissed (the part 4 of the article 1, the part 1 of the article 134 of the Civil Procedural Code of the RF) – the application is signed by an authorized person of the Political Party "CPRF", M.A. Malakhova. In accordance with the article 48 of the Federal Law dated 18.05.2005 No. 51-FZ "On elections of deputies of the State Duma of the Federal Assembly of the Russian Federation" authorized persons of political parties perform agitation activity in favor of political parties and not authorized to file an application to a court in defense of election rights on behalf of the Political Party "CPRF".
	Data on appealing of a court decision	
<b>The Volgograd Region</b>		
1	Name of a court	The Central district court of the Volgograd city
	Informers	The Volgograd City Public Organization "Artistic association of workers of independent press "Svobodnoye Slovo" ("Free Word")
	Parties involved	The electoral commission of the Volgograd Region
	Merits of an appeal	Annulment of the decision of the territorial electoral commission of the Bykovsky district of the Volgograd region on declaring materials, published in the newspaper "Oblastnye vesti" ("Regional News"), agitation
	Date and number of a case	01.12.2011
	The court hold (determined)	To be dismissed
	Data on appealing of a court decision	
2	Name of a court	The Central district court of the Volgograd city
	Informers	The Volgograd City Public Organization "Artistic association of workers of independent press "Svobodnoye Slovo" ("Free Word")
	Parties involved	The electoral commission of the Volgograd Region
	Merits of an appeal	Annulment of the decision of the territorial electoral commission of the Nikolayevsky district of the Volgograd region on declaring materials, published in the newspaper "Oblastnye vesti" ("Regional News"), agitation
	Date and number of a case	01.12.2011
	The court hold (determined)	To be dismissed
	Data on appealing of a court decision	
3	Name of a court	The Central district court of the Volgograd city
	Informers	The Volgograd City Public Organization "Artistic association of workers of independent press "Svobodnoye Slovo" ("Free Word")
	Parties involved	The electoral commission of the Volgograd Region
	Merits of an appeal	Annulment of the decision of the territorial electoral commission of the Kamyshin city of the Volgograd region on declaring materials, published in the newspaper "Oblastnye vesti" ("Regional News"), agitation

	Date and number of a case	01.12.2011
	The court hold (determined)	To be dismissed
	Data on appealing of a court decision	
4	Name of a court	The Volgograd regional court
	Informers	A candidate for a deputy of the State Duma of the Federal Assembly of the Russian Federation – Galina Vasilievna Boldyreva
	Parties involved	The electoral commission of the Volgograd Region
	Merits of an appeal	Annulment of vote returns of the election of deputies of the State Duma of the Federal Assembly of the Russian Federation of the sixth convocation in the Volgograd Region in Volgograd and Volzhsk units
	Date and number of a case	
	The court hold (determined)	Under consideration
	Data on appealing of a court decision	
<b>The Kaluga Region</b>		
1	Name of a court	The Sukhinichsky district court of the Kaluga Region in the Meshchovsk city
	Informers	The local office of CPRF of the Meshchovsk district of the Kaluga Region
	Parties involved	The Territorial Electoral Commission of the Meshchovsk district of the Kaluga Region
	Merits of an appeal	On annulling the resolution of the territorial electoral commission of the Kaluga Region dated 10.12.2011 No. 30 on declaring the political newsletter (November 2011, No. 5), distributed in the territory of the Meshchovsk district of the Kaluga Region and titled "Meshchovskaya pravda" ("Meshchovsk Truth") agitational
	Date and number of a case	23.11.2011
	The court hold (determined)	By the decision of the Sukhinichsky district court of the Kaluga Region dated 23.11.2011 the application of the local office of CPRF of the Meshchovsk district of the Kaluga Region is to be left undecided
	Data on appealing of a court decision	Not appealed
2	Name of a court	The Sukhinichsky district court of the Kaluga Region in the Meshchovsk city
	Informers	N.V. Ivanov
	Parties involved	The Territorial Electoral Commission of the Meshchovsk district of the Kaluga Region
	Merits of an appeal	On annulling the resolution of the territorial electoral commission of the Kaluga Region dated 10.12.2011 No. 30 on declaring the political newsletter (November 2011, No. 5), distributed in the territory of the Meshchovsk district of the Kaluga Region and titled "Meshchovskaya pravda" ("Meshchovsk Truth") agitational
	Date and number of a case	02.12.2011
	The court hold (determined)	By the decision of the Sukhinichsky district court of the Kaluga Region dated 02.12.2011 in the Meshchovsk city the proceeding in case is terminated
	Data on appealing of a court decision	Not appealed
3	Name of a court	The Kaluga district court of the Kaluga Region
	Informers	S.S. Kirshankov
	Parties involved	The Territorial Electoral Commission of the Oktyabrsky district of the Kaluga Region

	Merits of an appeal	On annulling the refusal of the TEC of the Oktyabrsky district to enroll to the voter list (the address of place of residence is in the territory of other polling station; the person lives in the territory of other polling station without any registration at place of residence); the person didn't apply for a absentee voting certificate at their place of residence
	Date and number of a case	04.12.2011
	The court hold (determined)	By the decision of the Kaluga district court of the Kaluga Region dated 04.12.2011 the application is dismissed
	Data on appealing of a court decision	Not appealed
4	Name of a court	The Kaluga district court of the Kaluga Region
	Informant	O.A. Popp
	Parties involved	The Territorial Electoral Commission of the Oktyabrsky district of the Kaluga Region
	Merits of an appeal	On annulling the refusal of the TEC of the Oktyabrsky district to enroll to the voter list (the address of place of residence is in the Saratov Region; the person lives in Kaluga without any registration at place of residence); the person didn't apply for a absentee voting certificate at their place of residence
	Date and number of a case	04.12.2011
	The court hold (determined)	By the decision of the Kaluga district court of the Kaluga Region dated 04.12.2011 the application is dismissed
	Data on appealing of a court decision	Not appealed
	Name of a court	The Kaluga district court of the Kaluga Region
5	Informant	Y.B. Popp
	Parties involved	The Territorial Electoral Commission of the Oktyabrsky district of the Kaluga Region
	Merits of an appeal	On annulling the refusal of the TEC of the Oktyabrsky district to enroll to the voter list (the address of place of residence is in the Anadyr city; the person is registered at place of temporary stay in Kaluga); the person didn't apply for a absentee voting certificate at their place of residence, didn't apply to the PEC 3 days before the voting
	Date and number of a case	04.12.2011
	The court hold (determined)	By the decision of the Kaluga district court of the Kaluga Region dated 04.12.2011 the application is granted; the person is to be enrolled to the voter list for the election of deputies of the State Duma of the Federal Assembly of the Russian Federation of the sixth convocation
	Data on appealing of a court decision	Not appealed
	Name of a court	The Kaluga district court of the Kaluga Region
	Informant	T.V. Karitsyna
6	Parties involved	The Territorial Electoral Commission of the Moskovsky district of the Kaluga Region
	Merits of an appeal	On annulling the refusal of the TEC of the Moskovsky district to enroll to the voter list (the address of place of residence is in Moscow; the person is not registered at place of temporary stay in Kaluga); the person didn't apply for a absentee voting certificate at their place of residence
	Date and number of a case	02.12.2011
	The court hold (determined)	By the decision of the Kaluga district court of the Kaluga Region dated 02.12.2011 the application is dismissed
	Data on appealing of a court decision	Not appealed

7	Name of a court	The Maloyaroslavets district court of the Kaluga Region
	Informant	I.I. Golovko, an observer of LDPR
	Parties involved	The Precinct Election Commission No. 478 of the Maloyaroslavets district of the Kaluga Region
	Merits of an appeal	On disputing the decision of the PEC No. 478 to suspend him from his work in the PEC during the voting in a hospital
	Date and number of a case	04.12.2011
	The court hold (determined)	By the decision of the Maloyaroslavets district court of the Kaluga Region dated 04.12.2011 the application is dismissed
	Data on appealing of a court decision	Not appealed
8	Name of a court	The Maloyaroslavets district court of the Kaluga Region
	Informant	S.V. Bubnov
	Parties involved	The Precinct Election Commission No. 461 of the Maloyaroslavets district of the Kaluga Region
	Merits of an appeal	On disputing the decision of the PEC No. 478 on the refusal to enroll to the voter list (the address of place of residence is in Moscow; the person is not registered at place of temporary stay in the polling station No. 461); the person didn't apply for a absentee voting certificate at their place of residence
	Date and number of a case	04.12.2011
	The court hold (determined)	By the decision of the Maloyaroslavets district court of the Kaluga Region dated 04.12.2011 the application is dismissed
	Data on appealing of a court decision	
<b>The Kemerovo Region</b>		
1	Name of a court	The Central district court of the city of Novokuznetsk
	Informant	Ekaterina Arkadievna Kosobokova
	Parties involved	The municipal electoral commission of the Novokuznetsk city, the territorial electoral commission of the Central district court of the Novokuznetsk urban district, the chairman of the PEC No. 723 T.I. Kakulina
	Merits of an appeal	On protection of voting rights; illegal expelling of a mass media representative
	Date and number of a case	04.12.2011; No. 2-8103/11
	The court hold (determined)	The claims are to be dismissed
	Data on appealing of a court decision	
<b>The Leningrad Region</b>		
1	Name of a court	The Tosno city court of the Leningrad Region
	Informant	M.I. Anisov
	Parties involved	The chairman of the TEC of the Tosno municipal district
	Merits of an appeal	On declaring actions of the chairman of the TEC of the Tosno municipal district illegal; on renewal of the agitation period of the Russian United Democratic Party "YABLOKO" on TV, defaulted through a fault of the TEC; on removal of A.D. Naumov from the appointment of the TEC chairman before a court decision comes in force; on compelling to pay compensation for moral damages amounting to 2,678,400 rubles.
	Date and number of a case	25.11.2011; No. 2-2032/2011

	The court hold (determined)	The claims are dismissed
	Data on appealing of a court decision	On 02.12.2011 the Leningrad regional court affirmed the decision of the court of the first instance
<b>The Magadan Region</b>		
1	Name of a court	The Susuman district court of the Magadan Region
	Informant	Konstantin Rudolfovich Tikhonov, a voter
	Parties involved	The PEC No. 64
	Merits of an appeal	On compelling the PEC No. 64 to enroll him to voter lists for the election of deputies of the State Duma of the Federal Assembly of the Russian Federation of the sixth convocation
	Date and number of a case	04.12.2011
	The court hold (determined)	The application of K.R. Tikhonov on compelling the PEC No. 64 to enroll him to voter lists for the election of deputies of the State Duma of the Federal Assembly of the Russian Federation of the sixth convocation is to be dismissed
	Data on appealing of a court decision	
2	Name of a court	The Susuman district court of the Magadan Region
	Informant	Andrey Vladimirovich Svyatodukh, a voter
	Parties involved	The PEC No. 64
	Merits of an appeal	On compelling the PEC No. 64 to enroll him to voter lists for the election of deputies of the State Duma of the Federal Assembly of the Russian Federation of the sixth convocation
	Date and number of a case	04.12.2011
	The court hold (determined)	The application of S.V. Svyatodukh on compelling the PEC No. 64 to enroll him to voter lists for the election of deputies of the State Duma of the Federal Assembly of the Russian Federation of the sixth convocation is to be dismissed
	Data on appealing of a court decision	
3	Name of a court	The Susuman district court of the Magadan Region
	Informant	Yury Viktorovich Borisov, a voter
	Parties involved	The PEC No. 64
	Merits of an appeal	On compelling the PEC No. 64 to enroll him to voter lists for the election of deputies of the State Duma of the Federal Assembly of the Russian Federation of the sixth convocation
	Date and number of a case	04.12.2011
	The court hold (determined)	The application of Y.V. Borisov on compelling the PEC No. 64 to enroll him to voter lists for the election of deputies of the State Duma of the Federal Assembly of the Russian Federation of the sixth convocation is to be dismissed
	Data on appealing of a court decision	
<b>The Moscow Region</b>		
1	Name of a court	The Balashikha city court
	Informant	The Moscow regional office of the Political Party "LDPR"
	Parties involved	The Territorial Electoral Commission of the city of Balashikha



	Merits of an appeal	On the refusal to appoint representatives of the Political Party "LDPR" as members of precinct electoral commissions
	Date and number of a case	
	The court hold (determined)	By the decision of the Balashikha city court dated 18.11.2011 the claims of the Moscow regional office of the Political Party "LDPR" are dismissed
	Data on appealing of a court decision	The Moscow regional office of the Political Party "LDPR" filed a cassation appeal to the Moscow regional court. The decision of the Balashikha city court dated 18.11.2011 is affirmed by the decision of the Moscow regional court dated 29.11.2011
2	Name of a court	The Dolgoprudny city court
	Informers	The public organization of the city of Dolgoprudny "Gorodskoye Sobranie" ("City meeting")
	Parties involved	The Territorial Electoral Commission of the city of Dolgoprudny
	Merits of an appeal	Appealing of the decision of the territorial electoral commission of the Dolgoprudny city on establishing precinct electoral commissions, on compelling to appoint new electoral commissions
	Date and number of a case	
	The court hold (determined)	By the decision of the Dolgoprudny city court dated 02.12.2011 the application of the public organization of the city of Dolgoprudny "Gorodskoye Sobranie" is dismissed
	Data on appealing of a court decision	The public organization of the city of Dolgoprudny "Gorodskoye Sobranie" filed a cassation appeal against the decision of the Dolgoprudny city court dated 02.12.2011 to the Moscow regional court
3	Name of a court	The Orekhovo-Zuevo city court
	Informers	A.V. Garbuzov
	Parties involved	The Precinct Electoral Commission No. 2082 (The Orekhovo-Zuevo district)
	Merits of an appeal	On non-enrolling to a voter list
	Date and number of a case	
	The court hold (determined)	The application of A.V. Garbuzov is dismissed by the decision of the Orekhovo-Zuevo city court
	Data on appealing of a court decision	A.V. Garbuzov filed a cassation appeal against the decision of the Orekhovo-Zuevo city court dated 02.12.2011 to the Moscow regional court The decision of the Orekhovo-Zuevo city court is affirmed by the decision of the Moscow regional court dated 08.12.2011
4	Name of a court	The Lukhovitsy city court
	Informers	Myachin
	Parties involved	The Precinct Electoral Commission No. 1284 of the Lukhovitsy district
	Merits of an appeal	On non-enrolling to a voter list
	Date and number of a case	
	The court hold (determined)	The application of Myachin is dismissed by the decision of the Lukhovitsy city court dated 04.12.2011
	Data on appealing of a court decision	
		<b>The Nizhni Novgorod Region</b>
1	Name of a court	The Nizhni Novgorod regional court
	Informers	The Nizhni Novgorod regional office of "CPRF"
	Parties involved	The electoral commission of the Nizhni Novgorod Region

	Merits of an appeal	Annulling the protocol resolution of the electoral commission of the Nizhni Novgorod Region dated 24.11.2011 on executing the paragraph 5 of the article 30 "Observers" of the Federal Law dated 18.05.2005 No. 51-FZ "On elections of deputies of the State Duma of the Federal Assembly of the Russian Federation"
	Date and number of a case	02.12.2011; No. 3-181/2011
	The court hold (determined)	The appeal of the Nizhni Novgorod regional office of the Political Party of "CPRF" is to be granted
	Data on appealing of a court decision	
2	Name of a court	The Nizhni Novgorod regional court
	Informant	The Nizhni Novgorod regional office of "CPRF"
	Parties involved	The electoral commission of the Nizhni Novgorod Region
	Merits of an appeal	Appealing of the paragraphs 2, 3 of the resolution of the electoral commission of the Nizhni Novgorod Region dated 15.11.2011 No. 014/216-5 "On breaches of provisions of the electoral legislation in the course of producing and presenting of samples of propaganda materials by regional offices of political parties "CPRF" and FAIR RUSSIA
	Date and number of a case	02.12.2011
	The court hold (determined)	The said claims of the Nizhni Novgorod regional office of the Political Party of "CPRF" are to be dismissed
	Data on appealing of a court decision	
	Name of a court	The Sarov city court
3	Informant	M.I. Abdullin
	Parties involved	The PEC No. 2065
	Merits of an appeal	Refusal to enroll to voter lists with the reference to an Authentication of the likeness of a person and the photographic image
	Date and number of a case	04.12.2011
	The court hold (determined)	The said claims of M.I. Abdullin are to be dismissed
	Data on appealing of a court decision	
	Name of a court	The Kanavinsky district court of the city of Nizhni Novgorod
	Informant	The Nizhni Novgorod regional office of "CPRF"
	Parties involved	The TEC of the Kanavinsky district of the city of Nizhni Novgorod, the chairman of the TEC of the Kanavinsky district, the electoral commission of the Nizhni Novgorod Region
	Merits of an appeal	Breaches of the electoral legislation in terms of vote returns of the TEC of the Kanavinsky district
	Date and number of a case	29.12.2011
	The court hold (determined)	
	Data on appealing of a court decision	
	Name of a court	The Prioksky district court of the city of Nizhni Novgorod
	Informant	The Nizhni Novgorod regional office of "CPRF"
	Parties involved	The TEC of the Prioksky district of the city of Nizhni Novgorod, the chairman of the TEC of the Prioksky district, the electoral commission of the Nizhni Novgorod Region
5	Merits of an appeal	Breaches of the electoral legislation in terms of vote returns of the TEC of the Prioksky district
	Date and number of a case	28.12.2011
	The court hold (determined)	
	Data on appealing of a court decision	

6	Name of a court	The Sormovsky district court of the city of Nizhni Novgorod
	Informers	Z.N. Kokina
	Parties involved	The TEC of the Sormovsky district of the city of Nizhni Novgorod, the PEC No. 1820 of the Sormovsky district, the PEC No. 833 of the Dzerzhinsk city, the electoral commission of the Nizhni Novgorod Region
	Merits of an appeal	On restoration of the violated voting right
	Date and number of a case	22.12.2011
	The court hold (determined)	
	Data on appealing of a court decision	
7	Name of a court	The Sergach district court of the Nizhni Novgorod Region
	Informers	A TEC member, representing the Political Party FAIR RUSSIA, S.V. Lattsev
	Parties involved	The TEC of the Sergach district of the Nizhni Novgorod Region, 13 precinct electoral commissions
	Merits of an appeal	Against illegal actions of the TEC and precinct electoral commissions of the Sergach district of the Nizhni Novgorod Region
	Date and number of a case	20.12.2011
	The court hold (determined)	
	Data on appealing of a court decision	
8	Name of a court	The Vorotynets district court of the Nizhni Novgorod Region
	Informers	The Nizhni Novgorod regional office of "CPRF"
	Parties involved	The TEC of the Vorotynets district of the Nizhni Novgorod Region, the chairman of the TEC of the Vorotynets district, the electoral commission of the Nizhni Novgorod Region
	Merits of an appeal	Breaches of the electoral legislation in terms of vote returns of the TEC of the Vorotynets district
	Date and number of a case	
	The court hold (determined)	
	Data on appealing of a court decision	
9	Name of a court	The Bor district court of the Nizhni Novgorod Region
	Informers	The Nizhni Novgorod regional office of "CPRF"
	Parties involved	The TEC of the Bor district of the Nizhni Novgorod Region, the chairman of the TEC of the Bor district, the electoral commission of the Nizhni Novgorod Region
	Merits of an appeal	Breaches of the electoral legislation in terms of vote returns of the TEC of the Bor district
	Date and number of a case	28.12.2011
	The court hold (determined)	
	Data on appealing of a court decision	
10	Name of a court	The Kstovo district court of the Nizhni Novgorod Region
	Informers	The Nizhni Novgorod regional office of "CPRF"
	Parties involved	The TEC of the Kstovo district of the Nizhni Novgorod Region, the chairman of the TEC of the Kstovo district, the electoral commission of the Nizhni Novgorod Region
	Merits of an appeal	Breaches of the electoral legislation in terms of vote returns of the TEC of the Kstovo district
	Date and number of a case	23.12.2011
	The court hold (determined)	
	Data on appealing of a court decision	

<b>The Novgorod Region</b>	
1	<p>Name of a court</p> <p>The Okulovka district court of the Nizhni Novgorod Region</p> <p>Informers</p> <p>D.V. Sedov, a citizen</p> <p>Parties involved</p> <p>The PEC of the polling station No. 338 and the TEC of the Okulovka district</p> <p>Merits of an appeal</p> <p>Application of disputing the decision No. 3 dated 04.12.2011 of the PEC No. 338</p> <p>Date and number of a case</p> <p>08.12.2011</p> <p>The court hold (determined)</p> <p>The application on annulling the decision No. 3 dated 04.12.2011 of the PEC No. 338 is to be dismissed</p> <p>Data on appealing of a court decision</p> <p>On 12.12.2011 a cassation appeal against the decision of the Okulovka district court of the Nizhni Novgorod Region dated 08.12.2011 was filed to the of the Nizhni Novgorod regional courtA cassational recommendation of the prosecutor of the Okulovka district on the decision of the Okulovka district court dated 08.12.2011 concerning the application of D.V. Sedov is submitted</p>
<b>The Novosibirsk Region</b>	
1	<p>Name of a court</p> <p>The Novosibirsk regional court</p> <p>Informers</p> <p>The Novosibirsk regional office of the Political Party FAIR RUSSIA</p> <p>Parties involved</p> <p>The electoral commission of the Novosibirsk Region</p> <p>Merits of an appeal</p> <p>On appealing of the decision of the Election Commission of the Novosibirsk Region No. 103/934-4 dated 30.12.2011</p> <p>Date and number of a case</p> <p>30.11.2011; No. 3-132-2011</p> <p>The court hold (determined)</p> <p>The application is to be upheld in part. To annul the decision of the Election Commission of the Novosibirsk Region dated 30 November 2011 No. 103/934 "On the propaganda material titled "Fair Russia" on 4 A3 sheets, produced by the order of the Novosibirsk regional office of the Political Party FAIR RUSSIA"</p> <p>To dismiss the rest of the application</p> <p>Data on appealing of a court decision</p> <p>On 06.12.2011 the Election Commission of the Novosibirsk Region filed a cassation appeal to the Supreme Court of the Russian Federation</p>
<b>The Rostov Region</b>	
1	<p>Name of a court</p> <p>The Novocheboksak city court</p> <p>Informers</p> <p>A deputy of the Novocheboksak City Duma, A.A. Kuttyrev</p> <p>Parties involved</p> <p>The Territorial Electoral Commission of the Shakhty city</p> <p>Merits of an appeal</p> <p>Against the refusal to issue an ID of a non-voting TEC member for I.I. Malofeev</p> <p>Date and number of a case</p> <p>03.12.2011</p> <p>The court hold (determined)</p> <p>The claims are dismissed</p> <p>Data on appealing of a court decision</p> <p>An appeal is filed to the Rostov regional court and scheduled to be examined on 22.12.11</p>
2	<p>Name of a court</p> <p>The Taganrog city court</p> <p>Informers</p> <p>A.V. Pirskey, a voter</p> <p>Parties involved</p> <p>The PEC No. 1841</p> <p>Merits of an appeal</p> <p>On enrolling A.V. Pirskey to the voting list of the polling station No. 1841 on grounds of registration at place of temporary stay</p>

	Date and number of a case	04.12.2011
	The court hold (determined)	The court upheld the claims of the applicant and compelled the PEC No. 1841 to enroll him to the voting list.
	Data on appealing of a court decision	The decision was immediately enforced
	<b>The Saratov Region</b>	
1	Name of a court	The Leninsky district court of the Saratov city
	Informers	E.V. Burdeeva, represented by an representative V.A. Vasilieva
	Parties involved	The PEC No. 272
	Merits of an appeal	Refusal to issue an absentee voting certificate
	Date and number of a case	25.11.2011; No. 2-4038/11
	The court hold (determined)	The application is dismissed
	Data on appealing of a court decision	
2	Name of a court	The Oktyabrsky district court of the Saratov city
	Informers	The South Transport Procuracy of the Saratov Region, a Deputy Saratov Transport Prosecutor
	Parties involved	The PEC No. 302, 312, 293, the TEC of the Oktyabrsky district of the Saratov city
	Merits of an appeal	On declaring the actions of the TEC of the Oktyabrsky district of the Saratov city illegal; on excluding a citizen from a voter list
	Date and number of a case	03.12.2011; No. 2-3015/11, 2-3016/11, 2-3017/11
	The court hold (determined)	Decisions of the court dated 03.12.2011 on terminating of proceedings in case due to nolle prosequi
	Data on appealing of a court decision	
	<b>The Sakhalin Region</b>	
1	Name of a court	The Sakhalin regional court
	Informers	Nikolay Nikolaevich Sidorov
	Parties involved	The electoral commission of the Sakhalin Region
	Merits of an appeal	On annulling and disabling immediately upon adopting the resolution of the Electoral Commission of the Sakhalin Region dated 28.11.2011 No. 12/113, on early termination of voting members of the Electoral Commission of the Sakhalin Region P.V. Sivakov and A.V. Ryzhov because they are directly subordinated to a candidate for a deputy of the State Duma of the Federal Assembly of the Russian Federation of the sixth convocation A.V. Khoroshavin
	Date and number of a case	02.12.2011; No. 3-49/2011
	The court hold (determined)	The appeal is dismissed
	Data on appealing of a court decision	
2	Name of a court	The Sakhalin regional court
	Informers	The Sakhalin regional office of CPRF
	Parties involved	The Electoral Commission of the Sakhalin Region, the Regional Autonomous Institution "Publishing House "Gubernskie Vedomosti" ("Gubernial Journal")

	Merits of an appeal	<p>The newspaper "Gubernskie Vedomosti" (No. 218 (3905) dated 01.12.2011) published the information "Who can become a deputy of the State Duma for the Sakhalin Region", which contains false data on transferring a seat by candidates for deputies of the State Duma of the Federal Assembly of the Russian Federation of the sixth convocation, electing by regional list of CPRF, V.N. Elizariyev and S.V. Ivanova to other party candidate, G.M. Benov, and which is not consistent with the reality and is a comment, that is unacceptable. The publication contains a conclusion that only voting for the All-Russia Political Party "UNITED RUSSIA" can result in a Sakhalin citizen to become a deputy</p>
	Date and number of a case	04.12.2011; No. 3-50/11
	The court hold (determined)	<p>The appeal of the Sakhalin regional office of CPRF is to be granted. The declare the resolution of the Electoral Commission of the Sakhalin Region No. 14/130 dated 03.12.2011 illegal. To compel the Electoral Commission of the Sakhalin Region to grant the appeal of the Sakhalin regional office of CPRF and to make a decision in accordance with provisions of the Federal Law "On elections of deputies of the State Duma of the Federal Assembly of the Russian Federation". To compel the Regional Autonomous Institution "Publishing House "Gubernskie Vedomosti" to publish a denial with its content to be presented in an address of the Sakhalin regional office of CPRF in the next edition of the newspaper after the court decision comes in force</p>
	Data on appealing of a court decision	A cassation appeal is filed to the Supreme Court of the Russian Federation
3	Name of a court	The Yuzhno-Sakhalinsk city court
	Informers	Vladimir Andreevich Kashpruk
	Parties involved	The Precinct Electoral Commission No. 303
	Merits of an appeal	On excluding from voting for deputies of the State Duma of the Federal Assembly of the Russian Federation of the sixth convocation
	Date and number of a case	04.12.2011
	The court hold (determined)	<p>The appeal is dismissed In accordance with paragraphs 2, 7 of the article 16 of the Federal Law "On elections of deputies of the State Duma of the Federal Assembly of the Russian Federation" V.A. Kashpruk, who is not registered at place of residence in the territory of the polling station No. 303 and had no possibility to receive an absentee voting certificate could be enrolled to a voting list at a polling station at place of temporary stay by decision of a precinct election commission upon a personal written application, submitted to a precinct election commission not later than three days before a voting day. At that, V.A. Kashpruk did not submit such an application to a PEC</p>
	Data on appealing of a court decision	
<b>The Smolensk Region</b>		
1	Name of a court	The Promyshlenny district court of the city of Smolensk
	Informers	Roman Alexandrovich Zhuravlev, a voter
	Parties involved	The Precinct Electoral Commission No. 588
	Merits of an appeal	On enrolling to the voting list of the polling station No. 588 on grounds of an application, submitted on 04.12.2011, in accordance with the registration at the address: Smolensk, Gagarina bul., bld. 3, apt. 20



	Date and number of a case	04.12.2011; No. 2/2011
	The court hold (determined)	To dismiss the appeal of R.A. Zhuravlev against the decision of the election commission of the polling station No. 588 of the Promyshlenny district of the city of Smolensk dated 04.12.2011 No. 07 on dismissing of the application on enrolling to the list of voters of the territory of the polling station No. 588 at the election of deputies of the State Duma of the Federal Assembly of the Russian Federation of the sixth convocation and enrolling to the voter list
	Data on appealing of a court decision	
	<b>The Tambov Region</b>	
1	Name of a court	The Leninsky district court of the city of Tambov
	Informers	An observer at the polling station No. 704, representing the Political Party FAIR RUSSIA, Alexandr Valentinovich Arkhipov
	Parties involved	The Precinct Electoral Commission of the polling station No. 704
	Merits of an appeal	The informer disputes the decision of the precinct election commission of the polling station No. 704 on his expelling from a voting premises
	Date and number of a case	04.12.2011
	The court hold (determined)	The application of the informer is dismissed by the court decision dated 04.12.2011
	Data on appealing of a court decision	
	<b>The Tver Region</b>	
1	Name of a court	The Kimry city court of the Tver Region
	Informers	R.A. Kondrashova
	Parties involved	With the participation of the chairman of the PEC No. 447, S.V. Kosobokova, the chairman of the TEC of the Kimry city T.A. Morozova, a prosecutor T.V. Utkina
	Merits of an appeal	Breach of the election right of the informer (failure to enable to vote by an absentee voting certificate, issued with a breach of the election legislation)
	Date and number of a case	04.12.2011
	The court hold (determined)	To restore the active election right of R.A. Kondrashova by compelling the precinct election commission No. 447 of the city of Kimry of the Tver Region to issue a ballot on grounds of the absentee voting certificate No. 2231835
	Data on appealing of a court decision	
2	Name of a court	The Konakovo city court of the Tver Region
	Informers	V.A. Kalganov
	Parties involved	With the participation of the chairman of the TEC of the Konakovo district V.I. Rusakov, a prosecutor E.P. Kuzin
	Merits of an appeal	On enrolling V.A. Kalganov to the voter list at actual place of residence on grounds of a contract for lease of dwelling premise without registration at place of residence
	Date and number of a case	02.12.2011; No. 2-1694/2011
	The court hold (determined)	To compel the territorial electoral commission of the Konakovo district of the Tver Region to enroll V.A. Kalganov to the voter list of the election of deputies of the State Duma of the Federal Assembly of the Russian Federation, scheduled on 4 December 2011, at actual place of residence on grounds of a contract for lease of dwelling premise

	Data on appealing of a court decision	
<b>The Tula Region</b>		
1	Name of a court	The Central district court of the city of Tula
	Informers	V.T. Koval
	Parties involved	The administration of the city of Tula, the PEC No. 1139, the electoral commission of the municipal formation of the Tula city
	Merits of an appeal	On excluding from a voter list
	Date and number of a case	03.12.2011; No. 2-5458/2011
	The court hold (determined)	The appeal is dismissed
	Data on appealing of a court decision	14.12.2011 – correcting a misprint in the decision
<b>The Chelyabinsk Region</b>		
1	Name of a court	The Chelyabinsk regional court
	Informers	V.T. Shvetsov
	Parties involved	The electoral commission of the Chelyabinsk Region
	Merits of an appeal	On disputing the resolution of the Electoral Commission of the Chelyabinsk Region, on compelling voting members of the commission to institute an administrative case against the chief editor of the newspaper "METR074" and to draw up a protocol.
	Date and number of a case	18.11.2011; No. 3-160/2011
	The court hold (determined)	To uphold the said claims in part. To compel a voting member of the Electoral Commission of the Chelyabinsk Region, who is authorized to draw up protocols, to institute an administrative proceeding
	Data on appealing of a court decision	
2	Name of a court	The Chelyabinsk regional court
	Informers	V.K. Gartung
	Parties involved	The electoral commission of the Chelyabinsk Region
	Merits of an appeal	On declaring omission of the Electoral Commission of the Chelyabinsk Region illegal, on compelling to examine the application on instituting an administrative proceeding
	Date and number of a case	23.11.2011; No. 3-164/2011
	The court hold (determined)	The said claims of V.K. Gartung are to be dismissed
	Data on appealing of a court decision	
<b>The city of Moscow</b>		
1	Name of a court	The Moscow city court
	Informers	Political Party "Communist party of the Russian Federation"
	Parties involved	The Moscow city electoral commission
	Merits of an appeal	Annulling of the decision of Mosgorizbirkom (Moscow city electoral commission) dated 02.11.2011 No. 8/11 on issuing a warning for a political party
	Date and number of a case	21.11.2011; No. 3-296/3-2011
	The court hold (determined)	The application is to be dismissed
	Data on appealing of a court decision	

2	Name of a court	The Nikulino district court of the Moscow city
	Informers	A voting member of the precinct election commission the polling station No. 2605 of the Ochakovo-Matveevskoye district of Moscow.
	Parties involved	The Precinct Electoral Commission of the polling station No. 2605
	Merits of an appeal	On annulling the decision of the PEC No. 2605 on suspending a voting member of the commission from their work
	Date and number of a case	04.12.2011; No. 2-7264/11
	The court hold (determined)	The application is to be dismissed
3	Data on appealing of a court decision	
	Name of a court	The Lefortovo district court of the Moscow city
	Informers	P.M. Tarasov, a candidate
	Parties involved	Precinct electoral commissions of the polling stations No. 1340, 1343, 1345, 1347, 1352, 1353
	Merits of an appeal	On annulment of vote returns and carrying out a recounting
	Date and number of a case	20.12.2011
4	The court hold (determined)	Under consideration
	Data on appealing of a court decision	
	Name of a court	The Lefortovo district court of the Moscow city
	Informers	E.V. Vladyshevskaya, V.L. Kamskoy
	Parties involved	The Precinct Electoral Commission of the polling station No. 1481
	Merits of an appeal	On annulment of vote returns
5	Date and number of a case	15.12.2011
	The court hold (determined)	The proceeding in case is terminated
	Data on appealing of a court decision	
	Name of a court	The Izmaylovo district court of the Moscow city
	Informers	I.I. Borozna (a voter)
	Parties involved	
6	Merits of an appeal	Non-enrolling to a voter list
	Date and number of a case	29.11.2011
	The court hold (determined)	The application is to be dismissed
	Data on appealing of a court decision	02.12.2011, the Moscow city court – without change
	Name of a court	The Lefortovo district court of the Moscow city
	Informers	N.V. Nikulina (a member of the PEC, appointed by the Russian United Democratic Party "YABLOKO")
	Parties involved	The Precinct Electoral Commission of the polling station No. 1334
	Merits of an appeal	On annulling the decision of the PEC No. 1334 on suspending a commission member from their work
	Date and number of a case	06.12.2011
	The court hold (determined)	The application is to be dismissed
	Data on appealing of a court decision	12.12.2011, the Moscow city court – without change

7	Name of a court	The Meshchanski district court of the Moscow city
	Informers	A member of the PEC, appointed by the Russian United Democratic Party "YABLOKO"
	Parties involved	The Precinct Electoral Commission of the polling station No. 64
	Merits of an appeal	On annulling the decision of the PEC No. 64 on suspending a commission member from their work
	Date and number of a case	The application is to be dismissed
	The court hold (determined)	
	Data on appealing of a court decision	
8	Name of a court	The Kuntsevo district court of the Moscow city
	Informers	A member of the PEC, appointed by the Russian United Democratic Party "YABLOKO"
	Parties involved	The Precinct Electoral Commission of the polling station No. 2451
	Merits of an appeal	On annulling the decision of the TEC Sokol on annulment of vote returns of the PEC No. 421 and carrying out a recounting
	Date and number of a case	14.12.2011
	The court hold (determined)	The application is to be dismissed
	Data on appealing of a court decision	
<b>The Khanty-Mansi Autonomous area – Yugra</b>		
1	Name of a court	The Khanty-Mansi regional court of KhMAO-Yugra
	Informers	Voters: V.N. Nanaka, F.N. Feofilaktov, A.A. Kolesnikov, A.Sh. Kolesnikov
	Parties involved	The PECs No. 303, 292, 295
	Merits of an appeal	On annulling the decision of the precinct electoral commission on refusal to enroll to voter lists due to absence of an absentee voting certificate and a written application, filed 3 days before the voting, presenting the residence registration.
	Date and number of a case	04.12.2011; no number
	The court hold (determined)	The applications on declaring the decisions of the PEC illegal are dismissed
	Data on appealing of a court decision	
2	Name of a court	The court of the Megion city
	Informers	E.N. Mazhara
	Parties involved	
	Merits of an appeal	Declaring banners of the All-Russia Political Party "UNITED RUSSIA" to be propaganda material
	Date and number of a case	07.11.2011; No. 2-1249/2011
	The court hold (determined)	The claim is dismissed
	Data on appealing of a court decision	

## Party identification data

of the references about alleged breaches of electoral legislation during the State Duma of the Federal Assembly of the Russian Federation of the sixth convocation Deputies election campaign, which arrived to the Central election commission of the Russian Federation

No. in sequence	Subject of the Russian Federation	References arrived to, total	Including on political Parties							
			All-Russia Political Party "UNITED RUSSIA"	Political Party of the "Communist party of the Russian Federation"	Political Party "Liberal-democratic party of Russia"	Political Party "Russian United Democratic Party "YABLOKO"	Political Party "PATRIOTS of RUSSIA"	Political Party "FAIR RUSSIA"	All-Russia Political Party "RIGHT CAUSE"	
1	Bashkortostan Republic	11	5	—	4	1	—	1	—	—
2	Buriat Republic	2	—	2	—	—	—	—	—	—
3	Daghestan Republic	6	—	4	1	1	—	—	—	—
4	Kalmyk Republic	1	—	1	—	—	—	—	—	—
5	Karelian Republic	1	—	—	—	—	—	—	1	—
6	Komi Republic	6	—	—	—	—	—	—	6	—
7	Mari El Republic	5	—	2	1	—	—	—	2	—
8	Mordovian Republic	1	—	1	—	—	—	—	—	—
9	Yakutian (Sakha) Republic	6	4	—	—	—	—	—	2	—
10	North Ossetian Republic – Alania	1	—	—	1	—	—	—	—	—
11	Tatarstan Republic	4	2	1	1	—	—	—	—	—
12	Tyva Republic	7	—	—	—	—	—	—	7	—
13	Udmurt Republic	8	—	1	3	1	1	1	2	—
14	Chuvash Republic	5	—	2	3	—	—	—	—	—
15	Altai Territory	2	—	—	2	—	—	—	—	—
16	Zabaykalsky Territory	1	—	1	—	—	—	—	—	—
17	Kamchatka Territory	4	—	—	1	—	—	—	3	—
18	Krasnodar Territory	16	1	11	—	—	—	—	4	—
19	Krasnoyarsk Territory	1	—	—	1	—	—	—	—	—
20	Perm Territory	7	3	1	—	—	3	—	—	—

No. in sequ- ence	Subject of the Russian Federation	References arrived to, total	Including on political Parties						
			All-Russia Political Party "UNITED RUSSIA"	Political Party of the "Communist party of the Russian Federation"	Political Party "Liberal-democratic party of Russia"	Political Party "Russian United Democratic Party "YABLOKO"	Political Party "PATRIOTS of RUSSIA"	Political Party "FAIR RUSSIA"	All-Russia Political Party "RIGHT CAUSE"
21	Primorski Territory	6	3	2	1	—	—	—	—
22	Stavropol Territory	3	—	—	2	—	—	1	—
23	Khabarovsk Territory	1	1	—	—	—	—	—	—
24	Amur Region	2	—	2	—	—	—	—	—
25	Arkhangel'sk Region	21	12	3	1	—	—	4	1
26	Astrakhan Region	2	—	1	—	—	—	1	—
27	Belgorod Region	8	3	5	—	—	—	—	—
28	Vladimir Region	11	2	5	—	—	—	4	—
29	Vologograd Region	41	1	6	3	1	—	30	—
30	Vologda Region	5	—	1	4	—	—	—	—
31	Voronezh Region	2	1	—	—	—	—	1	—
32	Ivanovo Region	3	2	1	—	—	—	—	—
33	Irkutsk Region	1	1	—	—	—	—	—	—
34	Kaliningrad Region	1	1	—	—	—	—	—	—
35	Kemerovo Region	11	1	—	10	—	—	—	—
36	Kirov Region	5	2	1	1	—	—	1	—
37	Kostroma Region	12	6	5	—	—	—	1	—
38	Kurgan Region	4	—	1	—	—	—	3	—
39	Kursk Region	1	—	—	1	—	—	—	—
40	Magadan Region	1	1	—	—	—	—	—	—
41	Moscow Region	18	—	8	3	2	1	4	—
42	Murmansk Region	8	—	1	2	2	—	3	—
43	Nizhni Novgorod Region	5	3	2	—	—	—	—	—
44	Novgorod Region	3	1	1	1	—	—	—	—
45	Novosibirsk Region	8	3	1	1	1	—	2	—
46	Omsk Region	5	1	2	—	—	—	2	—
47	Orenburg Region	8	1	1	6	—	—	—	—



No. in sequ- ence	Subject of the Russian Federation	References arrived to, total	Including on political Parties						
			All-Russia Political Party "UNITED RUSSIA"	Political Party "Communist party of the Russian Federation"	Political Party "Liberal-democratic party of Russia"	Political Party "Russian United Democratic Party "YABLOKO"	Political Party "PATRIOTS of RUSSIA"	Political Party "FAIR RUSSIA"	All-Russia Political Party "RIGHT CAUSE"
48	Orel Region	3	–	–	–	–	–	–	3
49	Pskov Region	3	1	1	–	1	–	–	–
50	Rostov Region	12	7	2	3	–	–	–	–
51	Ryazan Region	2	–	2	–	–	–	–	–
52	Samara Region	4	–	3	–	–	–	1	–
53	Saratov Region	9	1	6	1	–	–	1	–
54	Sakhalin Region	2	–	–	1	–	–	1	–
55	Sverdlovsk Region	4	2	1	1	–	–	–	–
56	Tambov Region	7	1	2	4	–	–	–	–
57	Tver Region	11	2	8	–	–	–	–	1
58	Tula Region	5	3	2	–	–	–	–	–
59	Tyumen Region	2	–	2	–	–	–	–	–
60	Chelyabinsk Region	16	2	2	5	4	1	2	–
61	Yaroslavl Region	6	1	1	–	–	–	4	–
62	Moscow City	80	6	38	13	15	–	8	–
63	Saint-Petersburg City	11	–	1	–	3	–	7	–
64	Jewish Autonomous Region	2	–	–	1	–	–	1	–
65	Khanty-Mansi Autonomous area – Yugra	1	–	–	1	–	–	–	–
66	Chukot Autonomous area	1	–	–	1	–	–	–	–
67	Yamalo–Nenetski Autonomous area	1	–	1	–	–	–	–	–
68	Russian Federation nationwide or several subjects	22	1	17	1	3	–	–	–
<b>Total</b>		<b>495</b>	<b>88</b>	<b>165</b>	<b>86</b>	<b>38</b>	<b>3</b>	<b>110</b>	<b>5</b>

## Chapter 14.

### Observers in the election of deputies of the State Duma of the Federal Assembly of the Russian Federation of the sixth convocation

#### 14.1. National observers

One of the important conditions for ensuring openness and transparency in the organization and conduct of election campaigns is the observation of elections. Institute of observers gained wide development in the modern democratic society.

Each of the political parties, registered federal candidate lists, had the right to appoint observers in the election of deputies of the State Duma of the Federal Assembly of the Russian Federation of the sixth convocation in accordance with the applicable legislation. A citizen of the Russian Federation, having an active electoral right and appointed as an observer, monitored the conduction of voting, counting and other activities of the election commissions at the time of voting, establishment of returns and outcome of the election, including the activities of the election commission to verify correctness of voting returns and outcome of elections.

Applicable legislation did not limit the number of observers appointed by each political party in the election commission. However, for the ordering of election commissions activity on Election Day and to exclude "abuse of law" it prohibits the simultaneous implementation of powers by observers in premises of the election commissions or at the polling stations by two or more observers representing the interests of one political party. Thus, if several observers were appointed to the election commission from one party they could fulfill their authorities in rotation.

The Central Election Commission of the Russian Federation issued a Memo for observers on election of deputies of the State Duma of the Federal Assembly of the Russian Federation of the sixth convocation on December 4, 2011 in order to ensure compliance with the Federal Law "On basic guarantees of electoral rights and the right of citizens of the Russian Federation to participate in referenda," "On Election of Deputies of the State Duma of the Federal Assembly of the Russian Federation" during the voting, counting of votes, determination of the outcome, as well as achieving maximum transparency

of all electoral activities and the provision of legal and methodological help to observers.

The preparation and conduct of election of deputies of the State Duma of the Federal Assembly of the Russian Federation of the sixth convocation in 83 subjects of the Russian Federation were monitored by more than 266 thousands of observers from seven political parties registered federal candidate lists.

The greatest activity in appointment of observers to precinct election commissions was presented by political party "UNITED RUSSIA", the Communist Party, the Liberal Democratic Party, FAIR RUSSIA.

Political parties sent the following number of observers to the polling stations on Election Day of December 4, 2011:

"UNITED RUSSIA" – 92,975 observers (34.94% of the total number of observers)

The Communist Party of the Russian Federation – 69,820 observers (26.24%),

FAIR RUSSIA – 50,431 observers (18.95%),

The Liberal Democratic Party of Russia- 33,469 observers (12.58%),

"YABLOKO" – 7338 observers (2.76%),

"PATRIOTS OF RUSSIA" – 6126 observers (2.30%)

"RIGHT CAUSE" – 5950 observers (2.23%).

In addition, a political party, registered federal candidate list, had the right to appoint one member of the election commission with the casting vote to the Central Election Commission of the Russian Federation, each election commission of the subjects of the Russian Federation, each territorial and precinct election commission. All political parties participating in election of deputies of the State Duma of the Federal Assembly of the Russian Federation of the sixth convocation widely implemented this right. The most active political parties were during referral of their observers to the polling stations.

On Election Day, the polling stations were attended by more than 174 thousand members of the election commissions with the casting vote, appointed by political parties participating in elections:

“UNITED RUSSIA” – 73 696 (42.35% of the total number of members of election commissions with the casting vote)

The Communist Party of the Russian Federation – 39373 (22.62%),

FAIR RUSSIA – 33846 (19.45%),

The Liberal Democratic Party of Russia- 17 582 (10.10%),

“RIGHT CAUSE” – 3642 (2.10%)

“PATRIOTS OF RUSSIA” – 2,958 (1.70%),

“YABLOKO” – 2,924 (1.68%).

Information on the number of observers of political parties, as well as members of the election commissions with the casting vote for election of deputies of the State Duma of the Federal Assembly of the Russian Federation of the sixth convocation, obtained from election commissions of the subjects of the Russian Federation, are shown in Appendixes 1 and 2 to Chapter 14

#### **14.2. Foreign (international) observers in election of deputies of the State Duma of the Federal Assembly of the Russian Federation of the sixth convocation**

Compliance of the Russian Federation with the international election standards in the Commonwealth of Independent States and the Council of Europe, obligations of the Organization for Security and Cooperation in Europe, set priorities in the implementation of the international cooperation by the CEC of Russia in the field of electoral systems in the preparation and conduct of election of deputies of the State Duma of the Federal Assembly of the Russian Federation of the sixth convocation.

CEC of Russia initiated and supported the implementation of various and full programs of international observation of the elections on December 4, 2011 in order to ensure transparency and legitimacy of the electoral process, which also was an important recognition of fair components of public accountability, democracy of elections, conducted in Russia.

Unlike many states – participants of OSCE, or member states of the Council of Europe, the Russian Federation reported and most fully reflected international obligations to ensure the availability of elections to foreign (international) observers in the election legislation. The rights and duties, responsibilities of foreign (international) observers were detailed spelt out.

On May 12, 2011 the CEC of Russia clarified the rights and obligations of foreign (international) observers, as well as detailed the procedures for accreditation, ensuring the interaction with the system of election commissions, bodies of state power and local self-government, with participants of electoral process by taking the decision “On clarification of the activity of foreign (international) observers in election of deputies of the State Duma of the Federal Assembly of the Russian Federation of the sixth convocation and the credentials of foreign (international) observer.”

At the preparation stage the document of the CEC of Russia for the first time in the history of elections underwent the public preliminary examination of scientific and methodological advisory council at the CEC of Russia. Explanations got approval and support of the Russian scientific and public circles, including representatives of the institutes of Russian civil society.

Adoption of further clarification on the credentials of foreign (international) observers by the CEC of Russia significantly simplified the interaction between the foreign representatives and election officials, put statutory basis for exclusion of misconception and establishment of mutual understanding between the Russian and foreign observers, media, political parties, members of election commissions, other participants of elections, fostering an atmosphere of mutual trust and openness.

On behalf of the Chairman of the CEC of Russia V.E. Churov, information about foreign (international) observers, obtained during their accreditation for election of deputies of the State Duma of the Federal Assembly of the Russian Federation of the sixth convocation was systematized, and information on the procedures of their observations was previously sent to the election commissions of the subjects of the Russian Federation.

Thus, the CEC of Russia had to ensure all necessary steps to open and unhindered interaction between the election commissions in the subjects of the Russian Federation and foreign (international) observers in the areas of voting and summarizing returns.

Directing invitations to the international organizations to take part in the international observation of election of deputies of the State Duma of the sixth convocation on December 4, 2011, the Russian Federation followed the principle, according to which an invitation to participate in observation should be directed only to those international organ-

izations in activities of which Russian representatives had been directly involved.

For the first time in the history of international observation CEC Russia appealed to leading international organizations to present their wishes regarding the timing, form of observation and the number of observers long before the election (or more precisely in July 2011) to plan the preparation process for acceptance of international observers by election commissions involved in election of deputies of the State Duma of the Federal Assembly of the Russian Federation of the sixth convocation.

Appropriate official invitations were sent to international organizations and foreign partners of the CEC of Russia beforehand – up to October 10, 2011 (almost two months before election day), which allowed the missions of international observers to begin a long-term observation.

To participate in monitoring the campaigns for election of deputies of the State Duma of the Federal Assembly of the Russian Federation of the sixth convocation CEC of Russia sent invitations to colleagues from the electoral bodies of 38 foreign countries, including those where the CEC of Russia had bilateral agreements on professional collaboration.

59 election officials from 23 states responded to the CEC of Russia. The growing number of foreign partners of the CEC Russia as participants of observation was achieved through the signing of a number of new protocols on bilateral professional cooperation in 2011, as well as the growing interest to the Russian experience on the preparation and conduct of elections, and use of Russian voting technologies.

Total the election of deputies of the State Duma of the Federal Assembly of the Russian Federation of the sixth convocation of December 4, 2011 were observed by representatives from 53 states in the number of 688 accredited by the CEC of Russia foreign (international) observers who worked in 49 subjects of the Russian Federation.

Compared with the number of foreign (international) observers accredited by the CEC of Russia in 2007 (361 people), their number in parliamentary elections in Russia in 2011 almost doubled. Professional representation of foreign (international) observers' corps also improved.

The three basic largest organized groups for international observation of ODIHR OSCE, the CIS, as well as a group of 55 independent international experts specializing in the field of protection

of voting rights and liberties of 19 states – OSCE members, took part in observation of election of deputies of the State Duma of the Federal Assembly of the Russian Federation of the sixth convocation on December 4, 2011. They represented approximately equal number of different aged groups of participants.

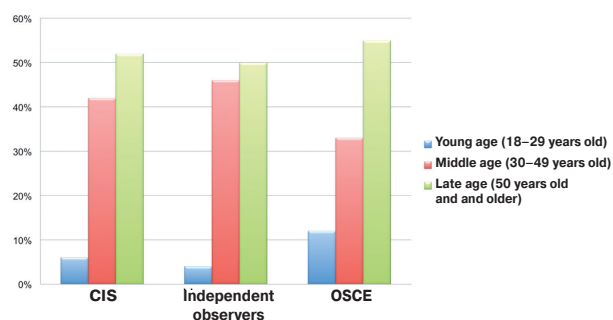
Comparing the level of education of international observers in groups, it can be concluded that the CIS observation mission was the leader in the number of observers with higher education and a Group of independent observers – in the number of observers with academic degree.

Occupations of international observers also showed sufficient qualification of observers to participate in monitoring, as judged by their life and professional experience. CIS observers mission largely represented the sphere of state governance, while the mission of the ODIHR OSCE led in the number of observers, described themselves as retired.

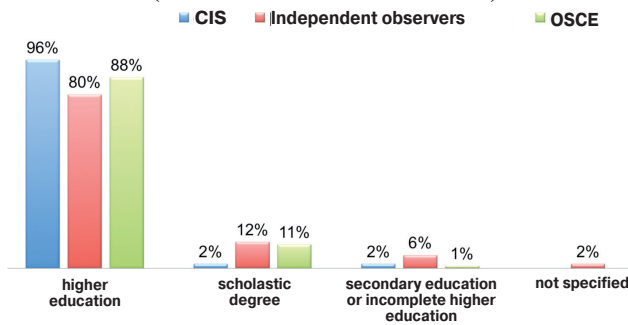
According to average experience of representation the observers of ODIHR OSCE mission occupied leading position. This is partly explained by the fact that a significant number of its observers were pensioners and unemployed, hence, were able to maintain a permanent supervision. Another reason was an opportunity for ODIHR OSCE observers to monitor a large number of states.

In addition, ODIHR OBSE had observers, describing their occupation as “professional supervision.” Knowledge of the state language of the country appealed for the international observation of elections, allowed a foreign (international) observer to communicate directly with election officials, voters and other members of elections, including national observers and media representatives. Such communication “with no middleman” allowed it possible to study the situation pervasive and deeply, which created conditions for an objective assessment.

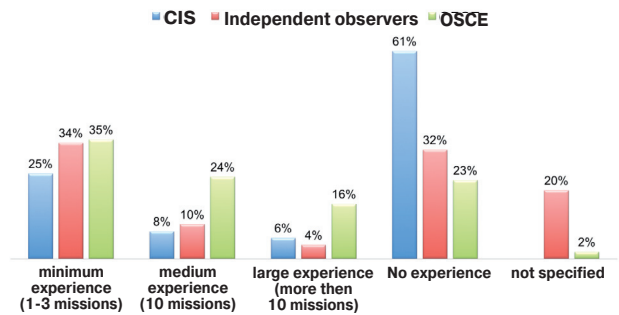
**Age of observers on missions**  
(% of mission number)



**The level of education by mission**  
(% on the number of missions)



**Experience in international observation**  
(% on the number of missions)

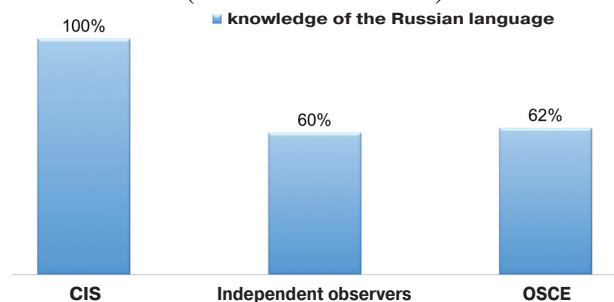


The election of deputies of the State Duma of the Federal Assembly of the Russian Federation of the sixth convocation of December 4, 2011 were observed by representatives of seven international organizations: the Commonwealth of Independent States, the Inter-Parliamentary Assembly of the CIS, ODIHR OSCE, the Parliamentary Assembly of OSCE, the Parliamentary Assembly of the Council of Europe, the Shanghai Cooperation Organization, the Nordic Council.

International supervision on Election Day of December 4, 2011 covered the territory where 78 percent of registered Russian voters voted. The geography of international representation of the influence enforcement organizations and institutions, directed their observers, as well as number of states – participants of observation, greatly expanded.

As a result of negotiations with the leadership of ODIHR OSCE the elections in the Russian Federation of December 4, 2011 had been deployed a

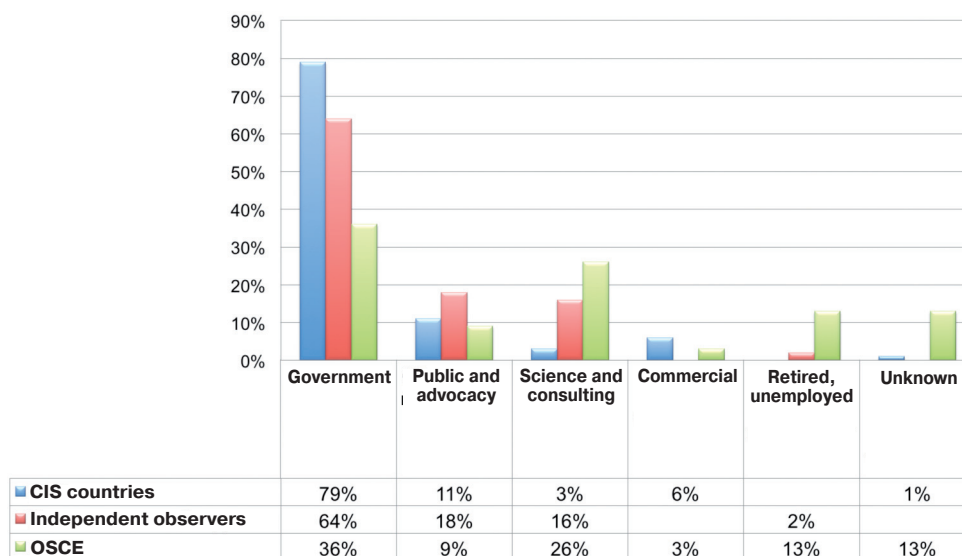
**Russian language skills on missions**  
(% of mission number)



full-scale form of the ODIHR OSCE mission with more than 200 observers from 31 OSCE Member States, as well as dislocation of 40 long-term observers in 20 regions of Russia.

The largest number of observers was from Germany – 8 percent of the total number of OSCE observers, then – observers from the United States, the Netherlands and Armenia – 7 percent each, Great Britain and Poland – 6 percent each.

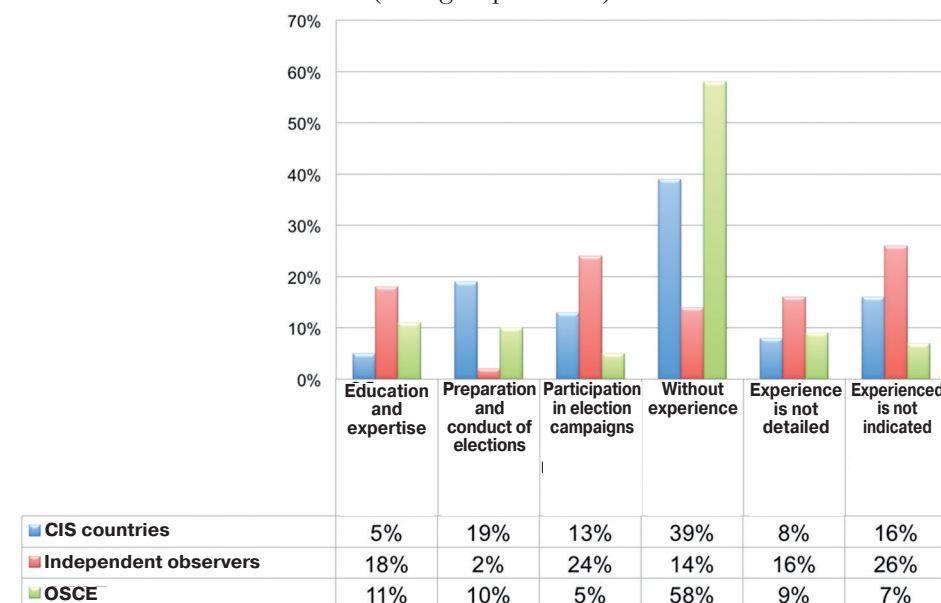
**Occupations of international observers from the various missions**



The various structures of the CIS (CIS Executive Committee, Interparliamentary Assembly of States – Participants of the CIS, the Parliamentary Assembly of Byelorussia and Russia Union) participated in observation under the CIS Observer Mission, represented by 208 observers, carried out their activities in 33 subjects of the Russian Federation, of which 52 observers worked on a long-term basis in



### Another experience in the field of election legislation (% of group number)



19 subjects of the Russian Federation. The mission of observers from the CIS countries was the only mission on supervision at polling stations established outside the territory of the Russian Federation: the CIS observers were present at seven polling stations established in diplomatic and consular offices of the Russian Federation in five states – participants of the Commonwealth (Azerbaijan Republic, the Republic of Kazakhstan – Astana, Almaty, Uralsk, the Kyrgyz Republic, Tajikistan, Ukraine).

The vast majority of observers of the CIS mission were represented by Byelorussia and Kazakhstan – 38 and 35 percent respectively. Third place went to Ukraine with 9 percent of observers.

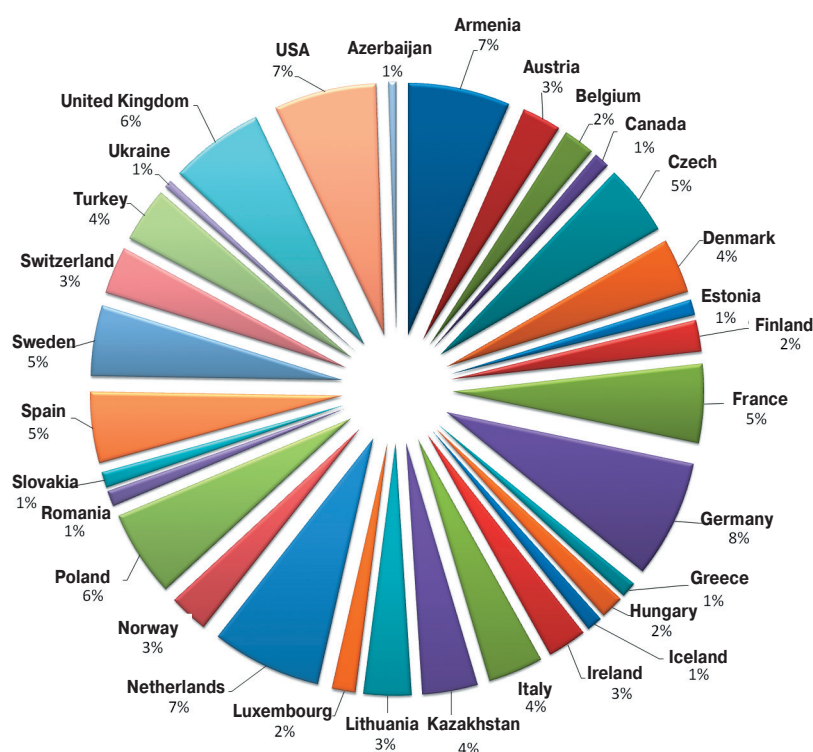
The group of independent international observers contained representatives of 19 Member States. 1st place by the number was occupied by citizens of the UK and Serbia (12%), 2nd – Czech Republic (10%), the third – Italy, Israel and Latvia (8% each).

Two international organizations – the Organization for Security and Cooperation in Europe and the Commonwealth of Independent States organized a full-scale and long-term monitor-

ing of election of deputies of the State Duma of the Federal Assembly of the Russian Federation of the sixth convocation. These organizations used their own methods for monitoring and evaluation of election procedures. The missions have been published official final reports on the results of the international observation of elections on December 4, 2011. Also a report was published by the mission of the Shanghai Cooperation Organization.

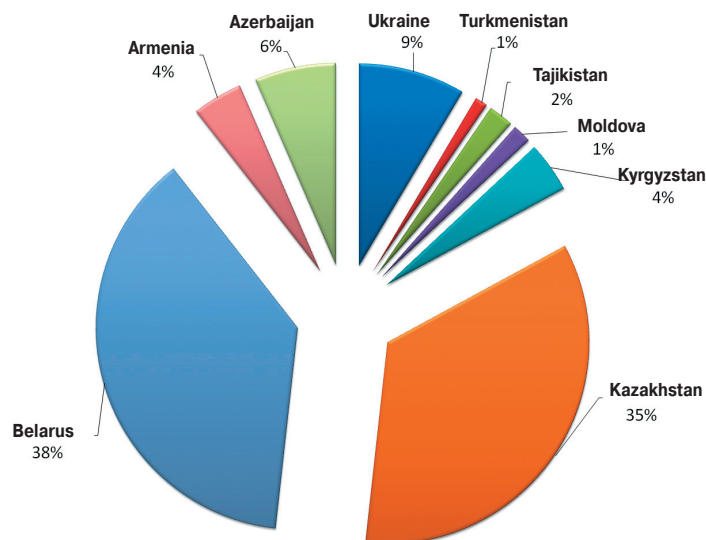
Working together with the Ministry of Foreign Affairs of Russia on various international venues in the preparation and conduct of election of deputies of the State Duma of the Federal Assembly of the Russian Federation of the sixth convocation, the Chairman of the Central Election Commission of Russia V.E. Churov held in 2011 a number of talks with leaders and expert

### Citizenship of observations from ODIHR OSCE





### Citizenship of observers from the CIS countries



groups of the Organization for Security and Cooperation in Europe, director of ODIHR OSCE Y. Lenarcic, heads of delegations and experts of the Parliamentary Assembly of the Council of Europe (PACE), the Parliamentary Assembly of OSCE (OSCE PA), guidance of the Executive Committee of the CIS, Interparliamentary Assembly of the CIS (IPA CIS).

During the talks, Chairman of the CEC of Russia V.E. Churov together with western partners on observation in 2011 practiced new international approaches to monitoring modeled possible formats for international missions, schemes of interaction of participants, observers, elections officials in conduct of election of deputies of the State Duma of the Federal Assembly of the Russian Federation of the sixth convocation of December 4, 2011.

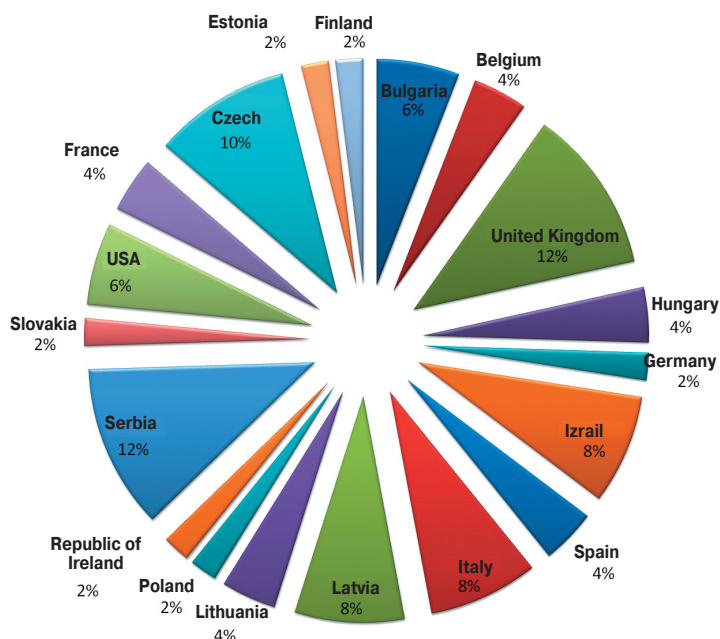
So, consultations were held with the Committee of Parliamentary Cooperation of the EU, representatives of the Association of Former MEPs. Negotiations with the organizations not involved in observation of elections in the Russian Federation, were directed to a fundamental change in the prevailing public opinion ratings and western approaches to elections, held in the Russian Federation.

Informational assistance of the CEC of Russia to the foreign media and foreign (international) observers in election of deputies of the State Duma of the Federal

Assembly of the Russian Federation of the sixth convocation was expanded significantly in 2011. These measures were carried out by placing English editions of current legislative acts of the Russian Federation on elections, the most important information materials and regulations of the CEC of Russia associated with the preparation and conduct of elections at the Internet portal of the Central Election Commission of Russia.

In particular, the English translations of the Federal Laws “On Basic Guarantees of Electoral Rights and the Right of citizens of the Russian Federation to Participate in Referenda “ and “On Election of deputies of the State Duma of the Federal Assembly of the Russian Federation”, as well as “On clarification of the activity of foreign (international) observers in election of deputies of the State Duma of the Federal Assembly of the Russian Federation of the sixth convocation and the credentials of foreign (international) observer”, “Memo to foreign (international) observers in election of deputies of the State Duma of the Federal Assembly of the Russian Federation of the sixth convocation”, containing the information necessary for study, were promptly placed on the website. Joint activities of the CEC Russian and foreign partners – international scientific-practical conference “International Electoral Standards and national electoral systems:

### Citizenship of independent international observers



the relationship of development”, held at the site of the IPA CIS in St. Petersburg, in which the Chairman of the CEC of Russia V.E. Churov spoke on “National regulation of the electoral process: the Inter-national harmonization of electoral procedures”, and international scientific-practical conference “The exit polls in Russia and the CIS: the theory and practice of electoral research,” organized jointly with VCIOM and RTSOIT at the CEC of Russia, as well as participation of members of the CEC of Russia T.G. Voronova and E.P. Dubrovina in the international conference “International public observation of the electoral process: principles, development, international experience”, initiated by the Association of non-profit organizations for the protection of electoral rights “Civilian control” and other civil society organizations- had contributed to a deeper discussion of problems of the international election observation.

An important event in the work with observers and informing foreign partners about elections in the Russian Federation was a speech of the Chairman of the CEC of Russia V.E. Churov at a meeting of the Club of Ambassadors of states, neighboring with Russia on “Election of deputies of the State Duma of the Federal Assembly of the Russian Federation of the sixth convocation on December 4, 2011.”

In total, the Chairman of the CEC of Russia and members of the Commission held more than thirty meetings with observer missions and leaders of accredited diplomatic missions of foreign countries in Moscow, dedicated to informing about the preparation and conduct of election of deputies of the State

Duma of the Federal Assembly of the Russian Federation of the sixth convocation, published numerous papers.

On Election Day, as well as during summarizing of results in the framework of cooperation programs of the CEC of Russia with 48 representative diplomats accredited in Moscow and 65 accredited in the Russian Federation, accompanied by representatives of the CEC of Russia visited 16 polling stations in various parts of the city.

Most of the international participants of observation, independent international experts in the field of electoral rights and liberties, as well as guests and partners of the CEC of Russia took an active part in the activities of the Information center “Elections 2011”, organized by the Central Election Commission of Russia, as well as in the work of the independent International information Center, organized at the Chamber of Commerce and Industry of the Russian Federation.

Obtained from the election commissions of the subjects of the Russian Federation reports on the work for interaction with foreign (international) observers were compiled and presented in the final report on observation of international elections in the Russian Federation in 2011.

Preliminary and final conclusions of the international observation missions, together with expert commentaries to these estimates, surveys of individual evaluation of international observers were posted on the Internet portal of the CEC of Russia on the results of election of deputies of the State Duma of the Federal Assembly of the Russian Federation of the sixth convocation.

### 14.3. Public “hotline” communication with voters in election of deputies of the State Duma of the Federal Assembly of the Russian Federation of the sixth convocation

Point system of public “hot line”. As earlier in the course of election campaigns, during the preparation and conduct of election of deputies of the State Duma of the Federal Assembly of the Russian Federation of the sixth convocation and combined with them regional and municipal elections, the Russian Foundation for Free Elections (RFSV) organized a public “hotline” communication with voters, a single federal network which was made up by the Central point and 64 regional points in Moscow, opened in the building of the Central Election Commission of Russia.

The developed system of “hot line” provided coverage throughout the country and abroad by means of the federal multi-free telephone number 8-800-505-4721, numbers of regional offices, mobile and facsimile, email, Skip telephony. In addition, the International Information Centre, operating in the building of the Chamber of Commerce and Industry of the Russian Federation on December 2–5, 2011,

the Fund launched bypass mobile unit of the Central point of public “hot line.”

Geographically activity of “hot line” communication with voters covered 12 republics, 7 territories, 40 regions, autonomous districts, 3 autonomous prefectures and city of Moscow, where the Central point functioned.

Despite all efforts, the initiators of public “hot line” could not organize its points in 19 subjects of the Russian Federation – the Republic of Bashkortostan, the Republic of Ingushetia, the Republic of Kalmykia, the Republic of Mordovia, the Republic of Tyva, Chuvash Republic, the Republic of Sakha (Yakutia), Kabardino-Balkaria and Karachay-Cherkess Republic, Kamchatka and Khabarovsk Krai, Amur, Astrakhan, Leningrad, Penza, Sverdlovsk, Tomsk regions, St. Petersburg and the Nenets Autonomous District.

3–4 duty operators (on the voting day – 6) and 4 experts (on the voting day – 8) were working around the clock during the entire period of operation of the Central point of public “hot line” (TSPGL) from November 7 to December 9, 2011. The Central point at different times was attended by deputies of the State Duma of the Federal Assembly of the Russian Federation, members of the Central Election Commission of Russia, mem-

bers of the Public Chamber of the Russian Federation, representatives of public organizations, and members of the Coordinating Council for the Protection of citizens’ electoral rights. Daily the Central points of public “hot line” conducted online video sessions with the regions and public representatives at the stations. The real interaction of representatives from the civil institutions of society with the election officials, including online, demonstrated the possibility of using technical means in the implementation of public monitoring using “hot line” communication with voters.

Therefore, the infrastructure of federal public “hot line” enabled to ensure efficiency and reliability of information



*Module of the Central point of public “hot line” communication with electorate, located in the building of the CEC of Russia*





*The next meeting of the Coordinating Council for protection of the electoral rights of citizens at the Central point of public "hot line", devoted to the organization of social interaction between participants of monitoring elections and political parties to control compliance with legislation*



*Internet videoconferencing during the presentation of the Central point of public "hot line." Executive Director of RFSV Igor Bogdanov are interested in citizens appeals to the regional point in the Samara region*

flows, obtaining a large amount of information from a wide range of different regions of the country, timely action to respond for appeals of voters.

Information on the work of public "hot line." 100 000 copies of information leaflets with contact phone numbers and hours of service of the Central and Regional points of public "hot line" were issued in preparation for the deployment of public "hot line" using the funds of state support allocated to the organizers of the project as a grant in accordance with the decree of the President of the Russian Federation dated March 2, 2011 No 127-р.

In accordance with the agreement reached between RFSV and the Central Election

Commission of Russia the required circulation (by the number of polling stations in the region) of information leaflets was sent to all 83 regions of the Russian Federation for posting at polling stations. In a week until the voting day information leaflets were handed over to the local election commissions and placed directly in front of the entrance to polling station.

A significant number of leaflets were handed over to the headquarters of political parties and candidates participating in the elections, as well as public organizations for their further spread among their members and other citizens. The Internet, various social platforms, "round tables", and other pub-

ЦЕНТРАЛЬНЫЙ ПУНКТ «ГОРЯЧЕЙ ЛИНИИ»  
МОСКВА  
звонок бесплатный **8-800-505-4721**

**ОБЩЕСТВЕННАЯ «ГОРЯЧАЯ ЛИНИЯ» СВЯЗИ С ИЗБИРАТЕЛЯМИ**

ВЫБОРЫ ДЕПУТАТОВ ГОСУДАРСТВЕННОЙ ДУМЫ  
ФЕДЕРАЛЬНОГО СОБРАНИЯ РОССИЙСКОЙ  
ФЕДЕРАЦИИ ШЕСТОГО СОЗЫВА

e-mail: hotline@rfsv.ru  
skype: hotlineRFSV

**4 ДЕКАБРЯ 2011 года**

Уважаемые избиратели! По указанным контактам Вы можете получить информацию о проходящих выборах, а также сообщить о замеченных нарушениях:

7 ноября – 9 декабря 10<sup>00</sup> – 18<sup>00</sup> по рабочим дням  
3 – 5 декабря круглосуточно

Общественная палата Российской Федерации  
Институт Социально-политических Исследований РАН  
Российский фонд свободных выборов  
Координационный Совет по защите избирательных прав граждан

**4 ДЕКАБРЯ 2011 года**

ВЫБОРЫ ДЕПУТАТОВ ГОСУДАРСТВЕННОЙ ДУМЫ  
ФЕДЕРАЛЬНОГО СОБРАНИЯ РОССИЙСКОЙ  
ФЕДЕРАЦИИ ШЕСТОГО СОЗЫВА

**ОБЩЕСТВЕННАЯ «ГОРЯЧАЯ ЛИНИЯ» СВЯЗИ С ИЗБИРАТЕЛЯМИ**

ЦЕНТРАЛЬНЫЙ ПУНКТ «ГОРЯЧЕЙ ЛИНИИ» МОСКВА  
звонок бесплатный **8-800-505-4721**  
e-mail: hotline@rfsv.ru  
skype: hotlineRFSV

ПУНКТ «ГОРЯЧЕЙ ЛИНИИ» ТВЕРЬ  
звонок бесплатный **8-4822-77-84-08**  
**8-4822-70-06-57**  
e-mail: rsvtver@mail.ru

Уважаемые избиратели! По указанным контактам Вы можете получить информацию о проходящих выборах, а также сообщить о замеченных нарушениях:

7 ноября – 9 декабря 10<sup>00</sup> – 18<sup>00</sup> по рабочим дням  
3 – 5 декабря круглосуточно

Общественная палата Российской Федерации  
Институт Социально-политических Исследований РАН  
Российский фонд свободных выборов  
Ассоциация Юристов России  
Координационный Совет по защите избирательных прав граждан

*Information leaflets of the Central and one of the regional points of public "hot line" communication with voters*

lic events, printed and electronic mass media in Moscow and in the regions were actively used to inform voters about public “hot line”. Thus, in accordance with the decision of the Coordination Council for protection of electoral rights 42 public organizations posted information on opening and work of “hot line.”

**Appeals of citizens to public “hot line”.**

Operators of public “hot line” fixed appeals of citizens in electronic sheets of accounting applications of special software “SPO-Hotline”, developed for the federal election campaign. The consultants had given explanations, information support to voters, oriented them on the norms of the election legislation, voting procedures, and if necessary, carried out consultations over the phone or online through Skype video conferencing. The experts assessed each reference for the presence of violation of law or infringe of the rights of election members. In case of applications, containing an abuse or a complaint, experts immediately sent information to the election commission, the bodies of State authority and local self-government, headquarters of political parties and candidates, law enforcement agencies to check the incoming information and respond on it. The use of single methods of work with applications on all points of “hot line” allowed not only to eliminate violations and shortcomings, but to achieve significant progress in preventing conflicts. Due to these technologies specialists of “hot line” were able to maintain control over emerging problems associated with the electoral rights at all signals received from citizens.

Information received from citizens and generalized in the regional points of “hot line” from November 7 daily, and December 4 – four times a day, was directed to Moscow at Central point of public “hot line” where it was analyzed, summarized in the form of relevant information express summaries, statistics, digest, and was necessarily brought to the election officials and general public.

Over the entire period of the work of public “hot line” just the Central point prepared 8 express digests, 25 express reports and 25 express-statistics (including 4 on the voting day and 1 during vote counting at polling stations). The next day after voting the Information Centre of the CEC Russian presented express report on the preliminary results of public “hot line” communication with voters to general public, foreign visitors and journalists.

**Number of appeals.** Over the entire period of the work of public “hot line” operation from October 10 to December 9, 2011 all channels received 8502 appeals from voters of 79 subjects of the Russian Federation. The largest number of complaints were received from Samara – 668 (7.9%), Saratov – 460 (5.4%), Kursk – 436 (5.1%) regions and the city of Moscow – 388 (4.6%).

The Least number of all complaints were received from citizens of the Chukotka Autonomous district (6), Udmurt Republic (7), the Republic of Dagestan (8), the Ulyanovsk region (12), the Republic of North Ossetia – Alania (14), and the Khanty-Mansi Autonomous District – Yugra (16).

In regions where the points of “hot line” were not functioning, the most active were citizens of St. Petersburg (103 appeals to public “hot line”), the Republic of Bashkortostan (21), Astrakhan (18) and Sverdlovsk (16) regions. Citizens living outside the territory of Russia sent only 20 complaints. Over the entire period of the work of public “hot line” operation no appeal came from the citizens of the Republic of Kalmykia, the Republic of Sakha (Yakutia) and the Republic of Tuva, as well as the Nenets Autonomous District.

The Central point of public “hot line” received 1,169 appeals from 74 regions of Russia and abroad. The central point received the most number of calls from citizens of Moscow (295), Moscow region (85), Bryansk region (35) and the Krasnodar Krai (31). Of all the calls to public “hot line” 7333 (86%) were taken by the regional points, that averaged about 114 appeals on each point among 64 regional points.

The activity of citizens was caused by a number of factors, primarily:

- awareness of citizens about the work of public “hot line” and contact data of the Central and regional points (quality of information);
- presence of information on the work of public “hot line” and its contact data in places of voting (access to information);
- presence of the point of public “hot line” and its effectiveness in the region;
- the level of elections, the importance of election structures for citizens.

The vast number of appeals to the “hot line” was associated with election of deputies of the State Duma of the sixth convocation (All over Russia and abroad) -7348 (86.4%), deputies of legislative (representative) bodies of state power of the subjects of the Russian Federation (27 regions) – 572 (6.7%),

heads of the administrative centers of the subjects of the Russian Federation (in one region) – 5 (0.1%); deputies of representative municipal agencies of administrative centers of the subjects of the Russian Federation (in three regions) – 13 (0.2%), to the bodies of local self-government of administrative centers of the subjects of the Russian Federation, municipal regions and urban districts (in 62 regions) – 564 (6.6%) (Figure 14.1). Analyzing information on the number of appeals sent to the “hot line” from different regions (covered and not covered by “hot line” network, as well as from abroad), information access on the “hot line” in the regions might be compared.

**The index of information availability (openness)** on public “hot line” of RFSV for voters in the region – the number of appeals from 1000 registered voters.

The index of information availability in the regions with regional point of public “hot line” communication with voters in elections on December 4, 2011, was more than 9 times higher than in the regions without public “hot line” in general. Therefore, information and advisory assistance to cit-

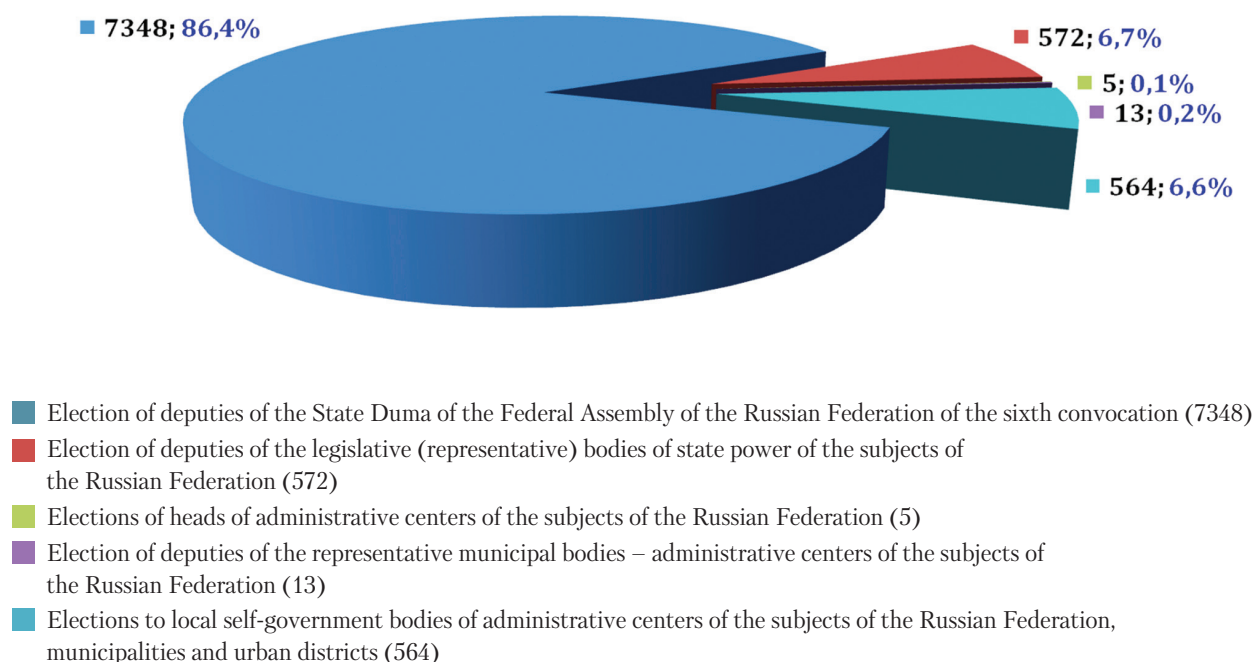
izens in regions with public “hot line” was given many times more, and in general the effectiveness of public control over the elections in these regions was higher (Figure 14.2).

**Dynamics of citizens appeals to public “hot-line.”** Of 8502 (total) complaints were received: before “day of silence” – 6136 (72.2%), on the eve of Election Day – 535 (6.3%), on the night before the voting – 241 (2.8%), on the voting day – 1100 (12.9%), the counting of votes at polling stations – 305 (3.6%), and after Election Day – 185 (2.2%) (Figure 14.3).

A characteristic feature of the federal election campaign in 2011 was the fact that interest of citizens in appeals was focused on elections, but social issues represented small proportion. Focus gradually shifted from information requests (information, consultation and clarification) to the problems, containing signals and claims in connection with the possible violation of election legislation and the rights of voters, observers and media representatives. It is natural that on the eve of the Election Day and the voting day the number of such appeals significantly increased (Table 14.1).

Figure 14.1

**Number of appeals to public “hot line”  
at the levels of elections held in the Russian Federation  
on December 4, 2011**





So if during the entire preceding period, before the “day of silence”, “hot line” received in a day about 307 appeals, on the eve of election day number of appeals increased by almost 2 times and totaled 535 calls, and on the voting day increased almost 4.5 times and amounted to 1,341 appeals. This shows the confidence of citizens in public “hot line” on issues related to providence of their electoral rights, the growing interest in the elections and increasing tension of the situation approaching Election Day and voting.

**Structure of appeals.** The existing methods of recording and analysis of appeals received by public “hot line” allowed classifying them by character (subject), spheres and categories.

**A) Classification of appeals by character (subject) of the information contained therein**

Appeals received by public “hot line” of RFSV during the election campaign for the election of deputies of the State Duma of the sixth convocation, by their subjects can be classified as follows: information and consultative – 5136 (60.4%), the organization of the electoral process – 436 (5.1%), pre-election campaigns – 215 (2.5%), lists of voters – 234 (2.8%), absentee ballots – 378 (4.4%), the vote using

technical means – 4 (0.05%), infringing technologies – 86 (1.0%), observation of the electoral rights of citizens, including those with disabilities – 70 (0.8%), observation of the rights of observers and journalists – 11 (0.1%), actions (inactions) of election commissions – 68 (0.8%), administrative resource – 39 (0.5%), observation of law and order – 8 (0.1%), social and domestic problems – 1609 (18.9%), improvement of legislation – 45 (0.5%), appeals of another character – 85 (1.0%) (Figure 14.4).

Comparative analysis of the dynamics of citizens’ appeals to public “hot line” by the elections and years, starting from 2008, is presented in Table 14.2. Conducting a meaningful comparative analysis of federal election campaigns in 2007, 2008 and 2011 is somewhat difficult, because only since the fall of 2008, the project of RFSV “Public “hotline” with voters,” was developed and began to apply systematically a single method of counting, classification and analysis of complaints received by public “hotline”.

Of course, the whole unprecedented scale of election campaigns for the elections of December 4, 2011 and long-term operation of the entire system of public “hot line” led to a greater number of received

Figure 14.2

**The values of index of information availability (openness) in public “hot line” communication with voters of RFSV during the elections in the Russian Federation on December 4, 2011, calculated on the basis of received appeals from citizens**

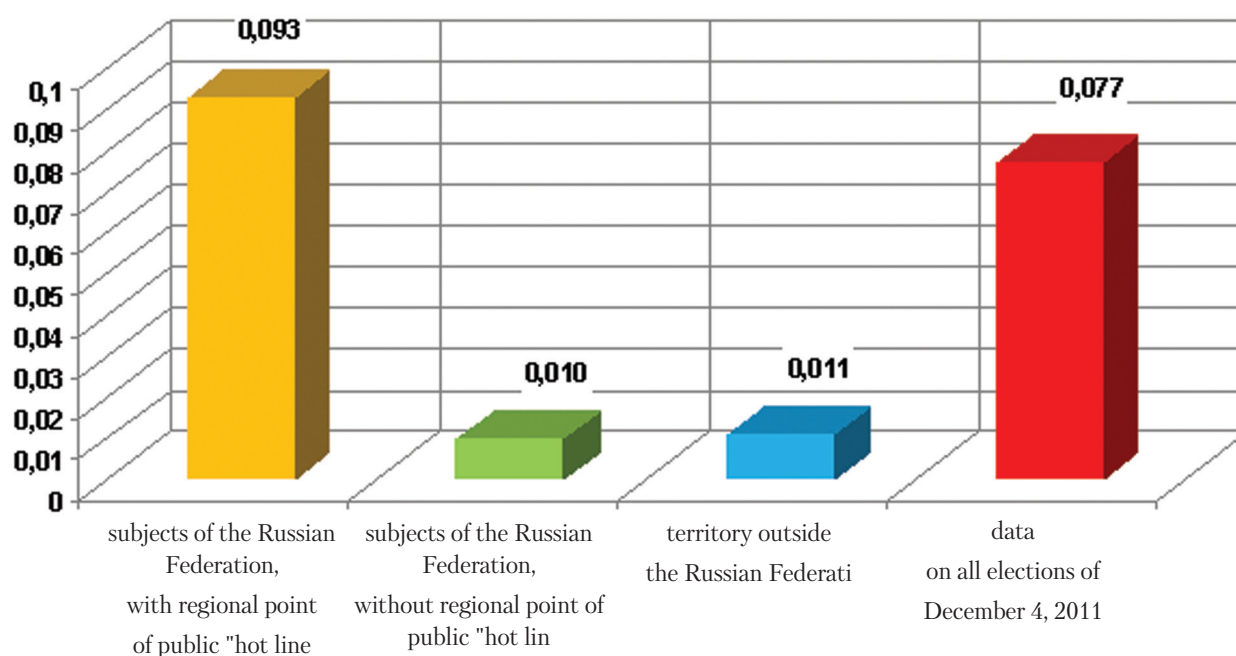


Table 14.1

**Dynamics of changes in the average daily number of appeals to public "hot line"  
during the election campaign for election of deputies of the State Duma of  
the sixth convocation on December 4, 2011**

Periods of work of public "hot line"	Number of appeals	
	total	daily
1st week (November 7–11)	1415	283
2nd week (November 14–18)	1094	219
3rd week (November 21–25)	1322	264
4th week (November 28–December 2)	2305	461
On the "day of silence", December 3	535	535
On the voting day, December 4	1341	1341
Night after the voting	305	305
5th week (December 5–9)	185	37
<b>Total period</b>	<b>8502</b>	<b>431</b>

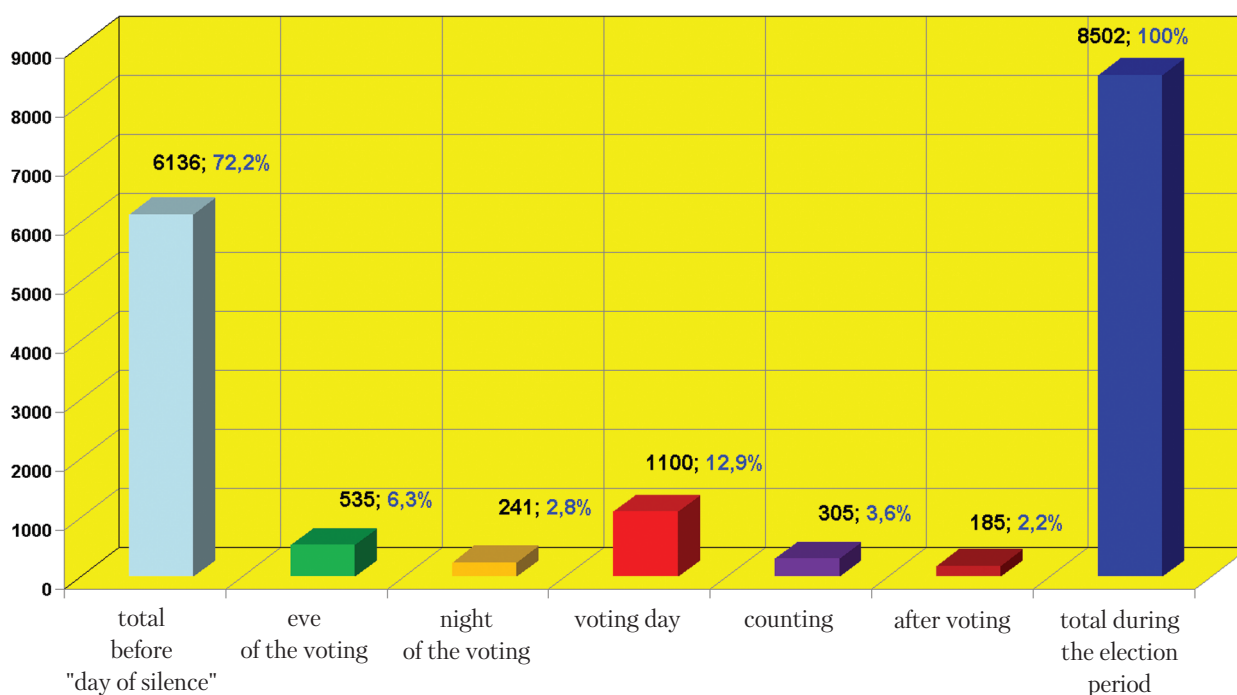
appeals (8502) compared with the number during election campaigns on single voting days in the Russian Federation from November 2008 to March 2011, where an average number of appeals for one cycle of the "hot line" amounted to 1672. Therefore, comparative analysis, considering the scale of previ-

ous election campaigns is not advisable to carry out in absolute terms but in relative relation and shares (percent) (Table 14.3).

It is interesting to evaluate the information on the distribution of analyzed subject of appeals received by public "hot line" during the federal elec-

Figure 14.3

**Dynamics of appeals to public "hot line" of RFSV during the elections in  
the Russian Federation of December 4, 2011**



tion campaign in 2011 in the regions of Russia with the point of "hot line" and without such points, as well as from abroad (Table 14.4).

The presented data shows that regions with point of public "hot line" received an absolute majority of citizens appeals (8282), and in regions without such a point, their activity was significantly lower. At the same time materials show that public "hot line" in the regions with its point solved to a greater extent informative issues and legal support of voters, and in regions without such a point citizens went directly to the Central point in Moscow and public "hot line" largely acted as a port of receiving signals on possible violations of the election legislation and the infringement of citizen rights, including those in the social sphere.

#### **B) Classification of appeals by spheres**

A more detailed analysis of appeals by major spheres indicated the presence of problematic issues in the electoral sphere – 1499 (17.6%), intentions of voters to solve the available social prob-

lems, using advantages of electoral conjuncture – 1609 (18.9%), concerned attitude of citizens to their voting rights, including the rights of observers and media representatives at the polling stations – 81 (1.0%). As before, voters applied for clarification of legislative norms, separate electoral procedures – 5136 (60.4%) and expressed their suggestions for improving the existing legislation and solving other problems – 130 (1.5%), responded acutely to any, even the most minor signs of infringement of their rights by the authorities and local self-government bodies – 39 (0.5%) (Figure 14.5).

#### **C) Classification of appeals by category**

In accordance with a uniform procedure using by specialists of public "hot line", all received appeals importance are divided into four categories by the degree of information: 1) signals - information on possible violations of the election legislation, infringement of the legal rights of citizens (including in the social sphere), violations of law

Figure 14.4

**Character (subject) of appeals to public "hot line" of RFSV during elections in the Russian Federation on December 4, 2011**

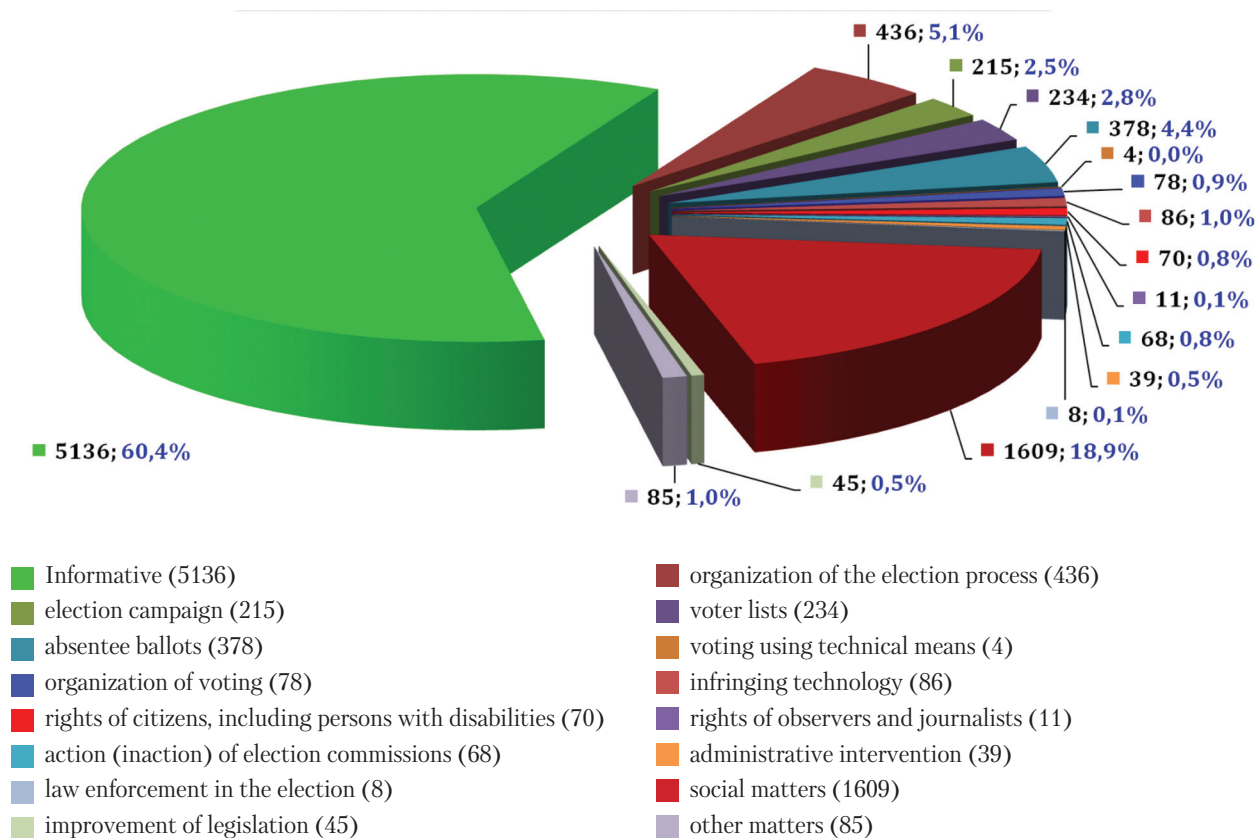


Table 14.2

**Comparative analysis of appeals to public "hot line" during elections in the subjects of the Russian Federation in 2008–2011**

Character (subjects) of appeals	2008, October		2009, March		2009, October		2010, March		2010, October		2011, March		2011, December	
	total	%	total	%	total	%	total	%	total	%	total	%	total	%
Informative	395	35,9	754	31,7	772	43,5	630	40,3	732	41,3	694	48,2	5136	60,4
organization of the election process	39	3,5	63	2,6	104	5,9	122	7,8	172	9,7	142	9,8	436	5,1
Pre-election campaign (illegal)	53	4,8	129	5,4	56	3,2	125	8	110	6,2	94	6,5	215	2,5
Voter lists	23	2,1	138	5,8	47	2,6	34	2,2	55	3,1	43	3	234	2,8
Absentee ballots	19	1,7	43	1,8	94	5,3	25	1,6	50	2,8	53	3,7	378	4,4
Early voting	12	1,1	70	2,9	16	0,9	55	3,5	11	0,6	–	–	–	–
Voting using technical means	–	–	–	–	–	–	–	–	–	–	7	0,5	4	0,05
Organization of voting	14	1,2	83	3,5	18	1	53	3,4	37	2,1	37	2,6	78	0,9
Infringing activities	27	2,5	23	1	22	1,2	35	2,2	36	2	31	2,1	86	1
Rights of citizens, including persons with disabilities	71	6,5	102	4,3	30	1,7	44	2,8	12	0,7	14	1	70	0,8
Rights of observers and journalists	7	0,6	16	0,7	35	2	23	1,5	13	0,7	17	1,2	11	0,1
Actions (inactions) of election commissions	23	2,1	33	1,4	43	2,4	48	3,1	46	2,6	34	2,4	68	0,8
Administrative intervention	20	1,8	31	1,3	29	1,6	5	0,3	20	1,1	8	0,6	39	0,5
Law enforcement activities	25	2,3	11	0,5	11	0,6	4	0,3	7	0,4	6	0,4	8	0,1
Social matters	348	31,7	825	34,6	372	20,9	294	18,8	359	20,3	183	12,7	1609	18,9
Legislation improvements	11	1	18	0,8	10	0,6	10	0,6	4	0,2	7	0,5	45	0,5
Other matters	13	1,2	42	1,8	117	6,6	57	3,6	107	6	71	4,9	85	1
<b>Total received appeals</b>	<b>1099</b>	<b>100</b>	<b>2381</b>	<b>100</b>	<b>1776</b>	<b>100</b>	<b>1564</b>	<b>100</b>	<b>1771</b>	<b>100</b>	<b>1441</b>	<b>100</b>	<b>8502</b>	<b>100</b>

Table 14.3

**Comparative share analysis of various appeals to public "hot line" during the regional elections in 2008–2011 (average on all single voting days) with those of the federal and regional election campaigns on December 4, 2011 (percentage)**

Character (subject) of appeals	Regional elections in the subjects of the Russian Federation (October 2008 – March 2011)	Federal election campaign and regional elections (December 2011)
1	2	3
Voters questions	40,5	60,4
Organization of electoral process	6,6	5,1
Pre-election campaign (illegal)	5,7	2,5
Voter lists	3,1	2,8
Absentee ballots	2,8	4,4
Voting using technical means	0,5	0,05

1	2	3
Organization of voting	2,3	0,9
Infringing activities	1,8	1
Rights of citizens, including persons with disabilities	2,8	0,8
Rights of observers and journalists	1,1	0,1
Actions (inactions) of election commissions	2,3	0,8
Administrative intervention	1,1	0,5
Law enforcement activities	0,8	0,1
Social matters	23,2	18,9
Legislation improvements	0,6	0,5
Other matters	4	1

and order in the elections, 2) claims – complaints and demands to the election officials, political parties and candidates, representatives of state power and local government (including in the social sphere), law enforcement bodies; 3) questions and requests – appeals for clarification of legislation

norms and advice on the various procedures of the electoral process; 4) offers – initiative on electoral, legal and other issues.

According to these categories (Figure 14.6) appeals of citizens to public "hot line" during the preparation and conduct of elections of December 4, 2011 are

Table 14.4

**The character and geography of citizens appeals to public "hot line" during the federal election campaign in 2011**

Character (subjects) of appeals	Geography of appeals							
	Regions with point of public "hot line"	%	Regions without point of public "hot line"	%	From citizens outside the territory of the Russian Federation	%	Total on public "hot line" of RFSV	%
Voters questions	5023	60,6	103	51,5	10	50	5136	60,4
Organization of electoral process	403	4,9	32	16	1	5	436	5,1
Pre-election campaign (illegal)	208	2,5	6	3	1	5	215	2,5
Voter lists	219	2,6	12	6	3	15	234	2,8
Absentee ballots	362	4,4	13	6,5	3	15	378	4,4
Voting using technical means	4	0	0	0	0	0	4	0
Organization of voting	75	0,9	3	1,5	0	0	78	0,9
Infringing activities	80	1	6	3	0	0	86	1
Rights of citizens, including persons with disabilities	68	0,8	1	0,5	1	5	70	0,8
Rights of observers and journalists	11	0,1	0	0	0	0	11	0,1
Actions (inactions) of election commissions	61	0,7	7	3,5	0	0	68	0,8
Administrative intervention	35	0,4	4	2	0	0	39	0,5
Law enforcement activities	8	0,1	0	0	0	0	8	0,1
Social matters	1599	19,3	10	5	0	0	1609	18,9
Legislation improvements	42	0,5	3	1,5	0	0	45	0,5
Other matters	84	1	0	0	1	5	85	1
<b>Total</b>	<b>8282</b>	<b>100</b>	<b>200</b>	<b>100</b>	<b>20</b>	<b>100</b>	<b>8502</b>	<b>100</b>

characterized by the following indicators: appeals for clarification and consultation (voters' questions) – 5475 (64,4%), claims to the participants of the election campaign, authority bodies, including the social sphere, – 2002 (23.5%), signals of possible violations of the election legislation and infringement of the electoral rights of citizens – 752 (8.8%), initiative and offers of citizens, including those in the social sphere – 273 (3.2%).

Analysis on categories of complaints regarding territories (region groups), with point of “hot line” and without one, and appeals from abroad (Table 14.5) showed to be interesting.

Data in Figure 14.6 and Table 14.5 presented that in general the entire public “hot line” was applied by citizens 5475 times (64.4% of cases) for information support and consultation, including in the social sphere. In this case, information and consultative support, by relative indicators, was given mostly to citizens in the regions with point of public “hot line” (64.7%), and least – in the regions without point of public “hot line” (52% of cases).

The most number of claims, including in the social sphere, and signals of possible violations in the elections was sent from regions with point of public “hot line” – 2652, which accounted 32 percent of all appeals in these regions. However, the proportion of signals and complaints from citizens in the regions with point of public “hot line” was 46.5 percent, from abroad – 45 percent.

Based on the data obtained during the analysis of appeals to public “hot line” of RFSV it is easy to calculate quite specific index of the last election campaign.

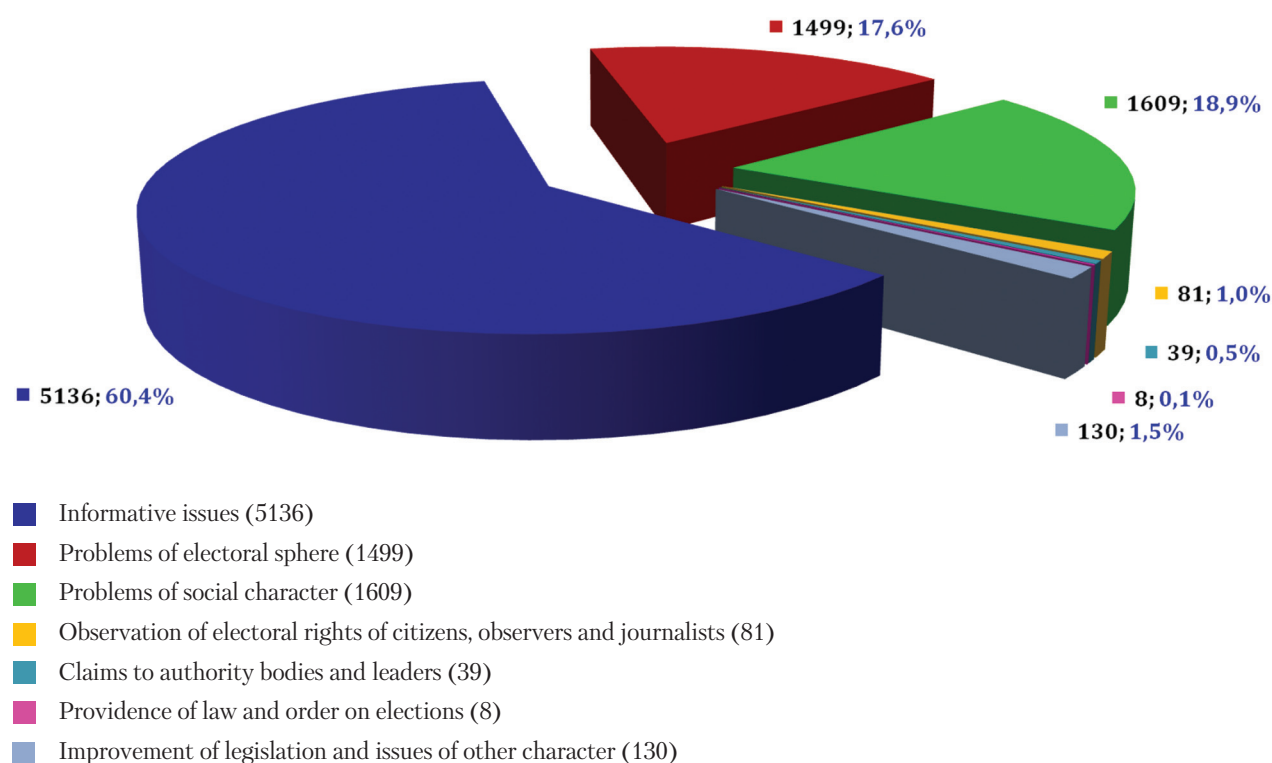
**Tension index of elections (election campaigns) (TI)** presents proportion of a number of signals on possible violations of election legislation and claims, received from voters, and the total amount of appeals received by public “hot line” and is calculated using the formula:

$$TI = \frac{V_{O-H} + V_{O-P}}{V + 1},$$

Where TI\* – tension index of elections (election campaigns);

Figure 14.5

#### The main spheres of citizens' appeals to public "hot line" of RFSV in the elections in the Russian Federation on December 4, 2011





$V_{O-H}$  – number of appeals, containing signals on possible violations of election legislation;

$V_{O-P}$  – number of appeals, containing claims of voters, including in the social sphere;

$V$  – total number of appeals, sent to public “hot line” during the period of its operation (during the election campaign).

The value of this parameter can be ranged from zero (absolute absence of signals on violations and

Figure 14.6

**Categories of complaints to public “hot line” of RFSV in the elections in the Russian Federation on December 4, 2011**

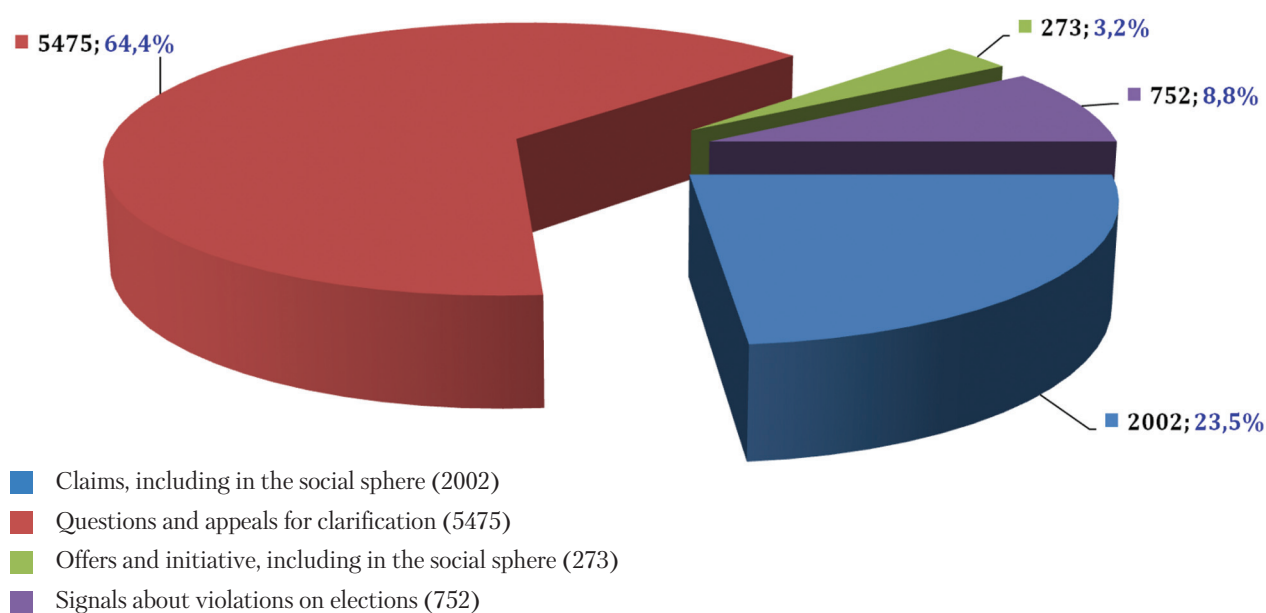


Table 14.5

**Categories and geography of citizens' appeals to public “hot line” during the federal election campaign of 2011**

Geography of appeals \ Categories of appeals	Total appeals	Appeals for clarification	Offers and initiative	Claims including in the social sphere	Signals about violations	Tension index of election campaign
Regions with points of public “hot line”	8282	5360	270	1954	698	0,320
%	100	64,7	3,3	23,6	8,4	-
Regions without points of public “hot line”	200	104	3	40	53	0,463
%	100	52	1,5	20	26,5	-
From citizens outside the territory of the Russian Federation	20	11	0	8	1	0,429
%	100	55	0	40	5	-
Total on all public “hot line”	8502	5475	273	2002	752	0,324
%	100	64,4	3,2	23,5	8,8	-

complaints) to one (when each incoming appeal provides a signal of a possible violation or claim). This figure may be used to compare different regions during one election cycle (the method of slices), and to assess the dynamics of changes in the values of controlled index in the same region or country as a whole over the long period of time during various election campaigns (method of Longitude).

In general, based on the data of all appeals received by public "hot line" communication with voters, tension index of election campaign on December 4, 2011 was 0,324.

The value of index in the regions with regional point of public "hot line" communication with voters is lower than in regions without "hot line" (figure 14.7).

#### Responding to citizens' appeals.

During the period of public "hot line" functioning duty operators, experts and consultants of the Central and Regional points were taking different responses on appeals (figure 14.8).

Totally, the points of public "hot line" for the time of its operation during the election campaign for the election of deputies of the State Duma of the sixth convocation had taken 9092 responses, of

which: given explanations (consultations) – 5920 (65.1 %), sent information to the election commission – 1757 (19.3%), directed to the executive authorities – 913 (10%), directed to the representative bodies – 42 (0.5%), directed to the headquarters of political parties and candidates – 91 (1%), transferred to the Public Chamber (councils) – 101 (1.1%) referred to the law enforcement agencies – 113 (1.2%), transmitted in the media – 27 (0.3%), submitted from regional points to the Central point of public "hot line" in Moscow for response – 128 (1.4%).

The main activity of specialists of public "hot line", as before, remained information-consultative and explanatory work. Thus, 64.5 per cent of appeals to the operators of the points of communication with voters contained matters of information and consultative character, concerning the specifications of addresses, phone numbers, operation of election commissions, order reconciliation of voter lists, necessary clarifications, obtaining of absentee ballots, etc.

To check received information from citizens and take actions to remove and prevent violations of election legislation, specialists of public "hot line" used proven effective technologies of written

Figure 14.7

**The values of tension index in elections on December 4, 2011 in the Russian Federation on different territories, calculated based on appeals of citizens received by public "hot line" of RFSV**

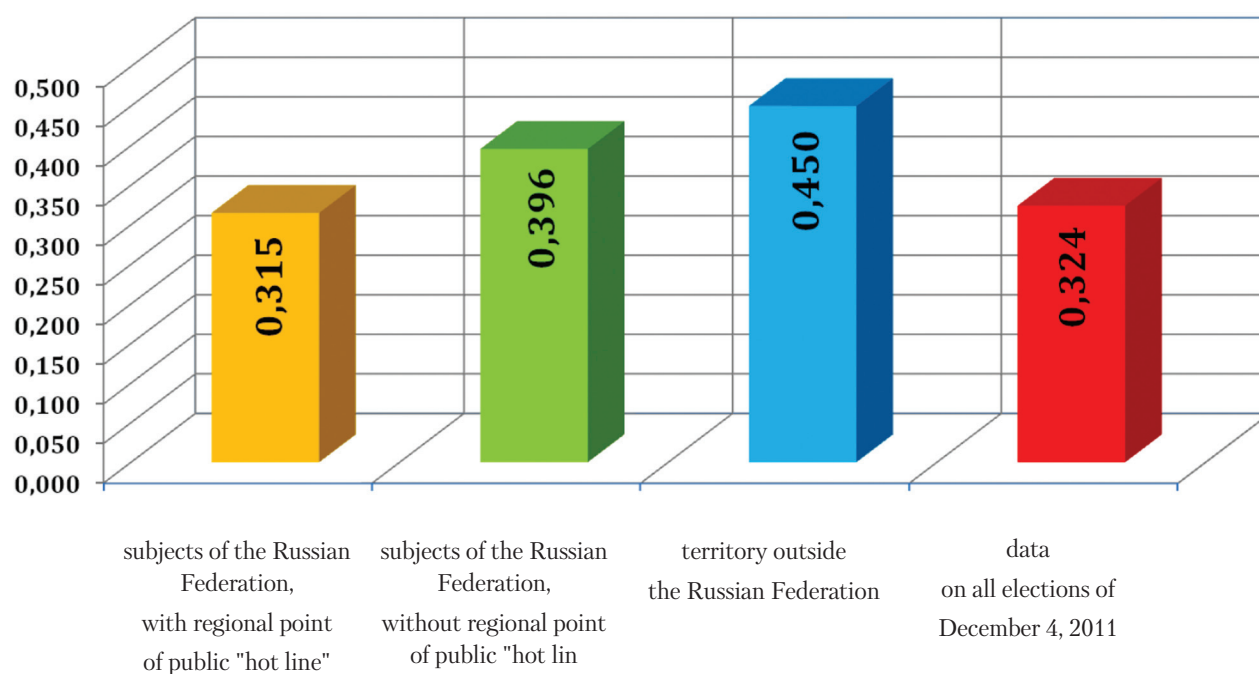
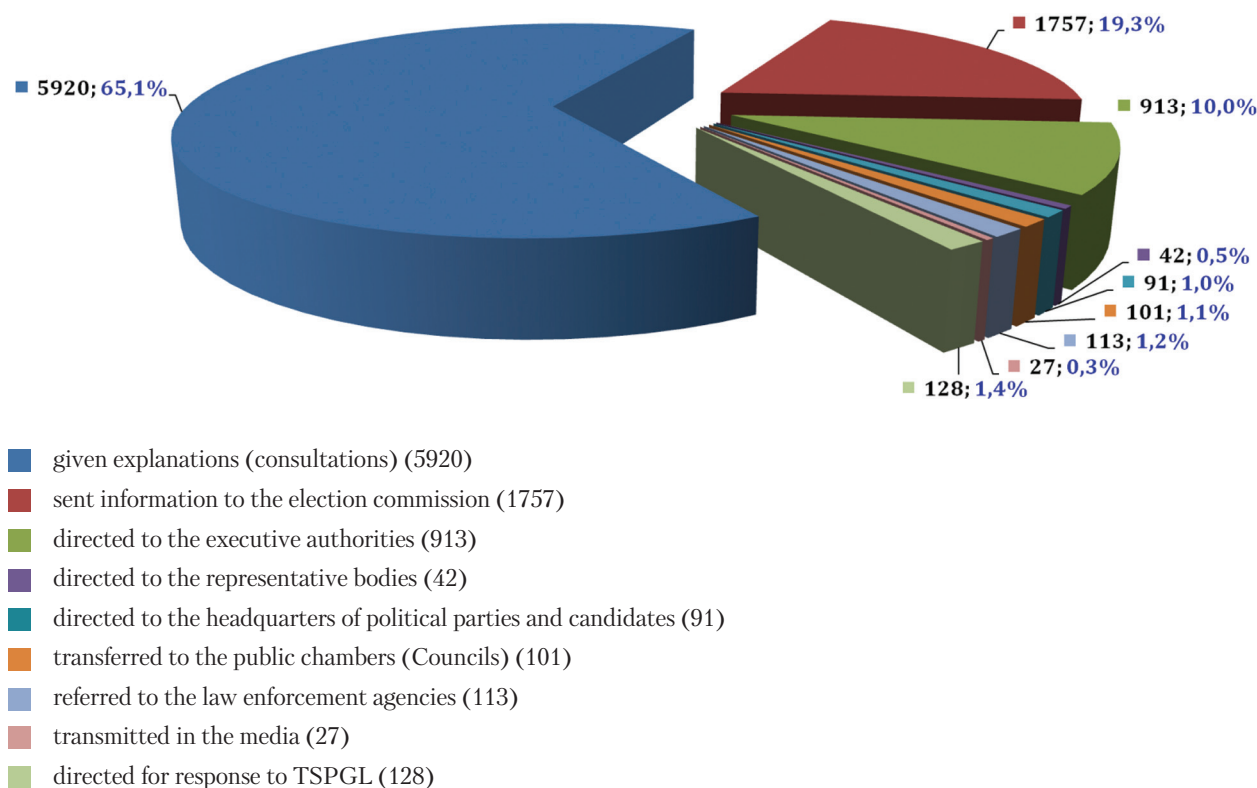


Figure 14.8

**Response measures taken by public "hot line" of RFSV on appeals from the citizens in the elections in the Russian Federation of December 4, 2011**

*(total the "hot line" received 8502 appeals for which 9092 response measures were taken)*



appeals to the various authorities in the form of express information. Receiving a formal appeal, election commission, law enforcement, government, municipal and other authorities checked the information contained therein, took response measures, in case of any violations, and reported the results to the organizers of public "hot line" communication with voters.

The central point of public "hot line" communication with voters carried out all the work on verification of citizens' appeals on violations in elections and eliminating deficiencies and violations of the election legislation in close cooperation with members of the CEC of Russia and the staff of its Office. In regions this work was carried out in interaction with the relevant units of the election commissions of the subjects of the Russian Federation, territorial election commissions. This enabled to take effective measures for eliminating problems and preventing violations of electoral rights of citizens, reducing the number of offenses in electoral process.

Just the Central point of "hot line" sent 94 express information on appeals containing signals on possible violations of the election legislation and infringement of the citizens rights and requiring immediate response. Among them: to the CEC of Russia – 41 (43.6%), to the election commissions of the subjects of the Russian Federation – 38 (40.4%), to the executive authorities (heads of administrations, mayors, heads of municipalities) – 8 (8.5%), to the law enforcement agencies – 3 (3.2%), to the headquarters of political parties and candidates – 1 (1.1%) (Figure 14.9).

Express information contained messages on possible violations of the electoral rights of citizens, cases of using illegal technologies, problems of social character, which voters expected to be solved by the "hot line".

Unfortunately, despite the constructive attitude of public "hot line" employees, their great desire to give an effective assistance to all participants of the electoral process, not always express information of public "hot line" was reacted promptly and properly.

Launched in October – December 2011 public “hotline” again demonstrated the real opportunities of the civil institutes to control preparation, organization and conduct of election campaigns.

The activities of operators and consultants of public “hot line” were carried out with a significant increase of awareness of civil society. Its work appeared to be demanded by citizens and actually allowed it possible to transfer the problem of public control over the election from abstract exchange of views to the scope of effective technology in social audit of the elections. Moreover – to the area of constructive cooperation of civil institutions with representatives of government bodies and local authorities, election officials and its active members to ensure the compliance with election legislation and fundamental principles of democracy .

Two months operation of public “hot line” in 64 subjects of the Russian Federation, gave a unique opportunity to its organizers to get full database of real-present attitudes in Russian society during elections.

In turn, the large amount of actual information obtained directly from voters, allowed the organizers of public “hot line”:

- to provide promptly answers to specific questions of the voters on election norms established by legislation in the Russian Federation;

- to provide a large number of voters with a real advice in the immediate realization of their voting rights in the course of the election campaign;

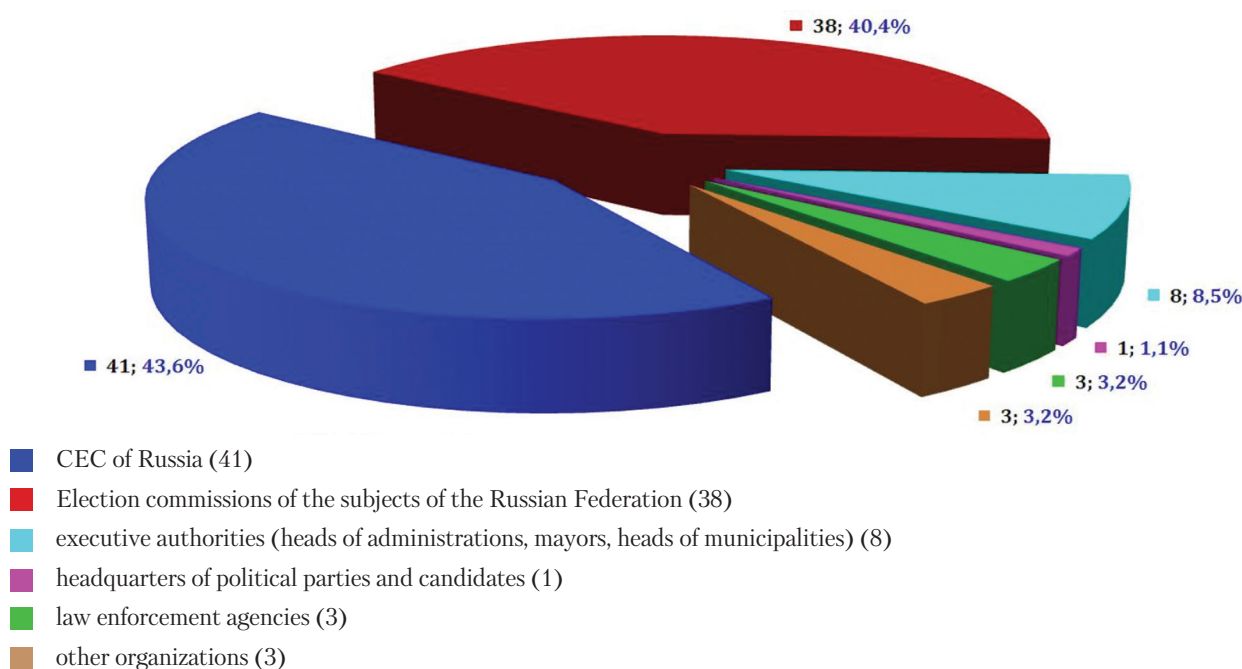
- to implement measures of timely response to signals of voters on alleged violations of the election legislation during the election campaign, including on election day and during the vote counting in the precinct election commissions;

- to promote the thorough checking of signals on violations of the election legislation and the implementation of works on their elimination, through the involvement of regional general public and the media, members of the regional public chambers (councils), representatives of election commissions and executive authorities , and if necessary, journalists;

- to organize the effective interaction between the regional public chambers (councils), election commissions, municipalities, various departments for immediate elimination of potential conflict situations at polling stations on the election day, including the vote counting;

Figure 14.9

**Number of express-information sent to various instances by the Central point of public "hot line" of RFSV on appeals in the elections in the Russian Federation of December 4, 2011**



- to make a detailed and scientifically justified analysis of the structure and content of appeals, and form independent evaluation and conclusions on the outcome and results of the federal election campaign in 2011 based on that analysis.

Capabilities of civil institutions in terms of public control on elections are far from being exhausted. Large reserves remained to use numerous community organizations, not involved in the

realization of any party interests, inactively participating in events aimed at the protection of electoral rights of citizens, as well as regional public chambers. Well-coordinated interaction of public institutions working in the field of elections, which requires activation of the Coordination Council of non-governmental organizations for the protection of the electoral rights of citizens, could not be yet fully provided.

**Particulars of the number of observers,  
who were present in polling stations during the election of deputies of the State Duma of the Federal Assembly of  
the Russian Federation of the sixth convocation of 04 December 2011**

No. in sequence	Subject of the Russian Federation	Number of observers, who were present in polling stations							
		including on political Parties							
		Total	"UNITED RUSSIA"	"Communist party of the Russian Federation"	"Liberal-democratic party of Russia"	"FAIR RUSSIA"	"PATRIOTS of RUSSIA"	"RIGHT CAUSE"	"YABLOKO"
1	Adygei Republic	1123	364	315	152	245	24	5	18
2	Altai Republic	537	244	244	1	30		18	
3	Bashkortostan Republic	7229	3601	2344	188	459	220	202	215
4	Buriat Republic	2651	1368	1273					10
5	Daghestan Republic	6648	1894	1327	371	959	759	951	387
6	Ingush Republic	892	130	127	126	129	127	127	126
7	Kabardino-Balkarian Republic	1598	669	706	33	91	13	22	64
8	Kalmyk Republic	739	482	197	5	16	15	17	7
9	Karachaevo-Cherkess Republic	1722	246	246	246	246	246	246	246
10	Karelian Republic	2308	495	495	493	491		66	268
11	Komi Republic	1586	525	431	231	382	2		15
12	Mari El Republic	1977	837	749	104	262			25
13	Mordovian Republic	2611	1090	533	533	419	22	10	4
14	Yakutian (Sakha) Republic	2685	1217	648	10	810			
15	North Ossetian Republic – Alania	2013	717	629	313	354			
16	Tatarstan Republic	4745	2015	1100	350	650	20	250	360
17	Tyva Republic	757	398	95	74	134	56		
18	Udmurt Republic	2747	1435	683	301	263	30	2	33
19	Khakass Republic	959	392	335	164	59	9		
20	Chechen Republic	2736	456	456	456	456	456		456
21	Chuvash Republic – Chavash Republic	4031	1176	1112	495	1045	147		56
22	Altai Territory	6154	1228	1853	1003	2036			34
23	ZabaykalskyTerritory	3093	874	586	698	582	344		9
24	Kamchatka Territory	653	196	144	152	133	28		
25	Krasnodar Territory	10353	4544	2665	1522	1215	125	237	45



No. in sequence	Subject of the Russian Federation	Number of observers, who were present in polling stations							
		Total	including on political Parties						
			"UNITED RUSSIA"	"Communist party of the Russian Federation"	"Liberal-democratic party of Russia"	"FAIR RUSSIA"	"PATRIOTS of RUSSIA"	"RIGHT CAUSE"	
26	Krasnoyarsk Territory	4429	1787	1750	330	548	2		12
27	Perm Territory	7037	2094	1530	975	1314	101	247	776
28	Primorski Territory	2351	845	335	435	736			
29	Stavropol Territory	5170	1282	1206	1282	765	346	266	23
30	Khabarovsk Territory	1787	628	436	317	298	28	21	59
31	Amur Region	1439	531	456	384	45	19	2	2
32	Arkhangelsk Region	1903	682	506	361	325			29
33	Astrakhan Region	3109	1198	620	241	271	579		200
34	Belgorod Region	3465	1319	1011	38	1036	3	4	54
35	Bryansk Region	2714	1124	785	410	250	75	20	50
36	Vladimir Region	2101	856	857	73	291			24
37	Volgograd Region	5205	1547	1538	364	1582	9	120	45
38	Vologda Region	2338	982	504	264	588			
39	Voronezh Region	4765	1768	1010	467	1445	16	26	33
40	Ivanovo Region	2391	715	593	131	612			340
41	Irkutsk Region	3425	1775	1123	511	16			
42	Kaliningrad Region	1316	514	360	204	158	52	22	6
43	Kaluga Region	2307	909	618	283	472	7		18
44	Kemerovo Region	3990	1742	190	1742	255	51		10
45	Kirov Region	3886	1154	1049	501	1048	12	18	104
46	Kostroma Region	2151	686	750	13	558	1	96	47
47	Kurgan Region	2614	1092	749	60	679			34
48	Kursk Region	2688	1076	656	306	648			2
49	Leningrad Region	3671	532	1055	802	1084	45	59	94
50	Lipetsk Region	3552	876	1200	690	734			52
51	Magadan Region	181	80	52	41	8			
52	Moscow Region	12048	3369	2670	2250	2434	110	900	315
53	Murmansk Region	1062	431	363	1	260			7
54	Nizhni Novgorod Region	8720	2305	3210	1320	716		865	304
55	Novgorod Region	1160	449	239	39	401			32

No. in sequence	Subject of the Russian Federation	Number of observers, who were present in polling stations including on political Parties							
		Total	"UNITED RUSSIA"	"Communist party of the Russian Federation"	"Liberal-democratic party of Russia"	"FAIR RUSSIA"	"PATRIOTS of RUSSIA"	"RIGHT CAUSE"	"YABLOKO"
56	Novosibirsk Region	4958	2347	1978	349	256	9		19
57	Omsk Region	3881	1173	1260	360	1030	58		
58	Orenburg Region	5041	1718	1484	1036	653	84	34	32
59	Orel Region	2371	758	772	286	483	21	32	19
60	Penza Region	2441	1175	792	357	46			71
61	Pskov Region	2690	650	650	440	650			300
62	Rostov Region	8162	2593	2590	1118	1436	131	96	198
63	Ryazan Region	2160	538	639	266	667			50
64	Samara Region	3125	1745	500	650	130			100
65	Saratov Region	4196	1913	1042	502	666	18	10	45
66	Sakhalin Region	592	228	212	71	32	9	2	38
67	Sverdlovsk Region	7063	2533	2000		2530			
68	Smolensk Region	2670	836	882	62	504	377		9
69	Tambov Region	3234	900	714	622	834	7	108	49
70	Tver Region	3110	1193	678	67	1160			12
71	Tomsk Region	2218	796	557	520	315		30	
72	Tula Region	2222	901	784	255	228		13	41
73	Tyumen Region	2731	596	836	306	964			29
74	Ulyanovsk Region	2224	926	254	67	930			47
75	Chelyabinsk Region	5858	2119	827	1024	1830	10		48
76	Yaroslavl Region	2220	897	688	342	239	30		24
77	Moscow City	8468	3140	1360	510	1640	990		828
78	Saint-Petersburg City	6091	1217	1008	969	1507	263	350	777
79	Jewish Autonomous Region	508	178	79	127	124			
80	Nenets Autonomous area	24	12	8	2	2			
81	Khanty-Mansi Autonomous area – Yugra	1834	719	366	204	517	20		8
82	Chukot Autonomous area	58	32	11	15				
83	Yamalo-Nenetski Autonomous area	437	201	135	86	15			
Total		266109	92975	69820	33469	50431	6126	5950	7338

## Appendix No. 2 to the Chapter No. 14

**Particulars of the number of non-voting members of the electoral commission,  
who were present in polling stations during the election of deputies of the State Duma of the Federal Assembly of  
the Russian Federation of the sixth convocation of 04 December 2011**

No. in sequence	Subject of the Russian Federation	Particulars of the number of non-voting members of the electoral commission, who were present in polling stations							
		Total	including on political Parties						
			"UNITED RUSSIA"	"Communist party of the Russian Federation"	"Liberal-democratic party of Russia"	"FAIR RUSSIA"	"PATRIOTS of RUSSIA"	"RIGHT CAUSE"	
1	Adygei Republic	514	242	226	17	29			
2	Altai Republic	200	185	6		7		2	
3	Bashkortostan Republic	6271	3234	1819	181	546	162	163	166
4	Buriat Republic	978	368	610					
5	Daghestan Republic	2932	1897	894	21	37	29	35	19
6	Ingush Republic	405	120	72	36	81	40	35	21
7	Kabardino-Balkarian Republic	633	293	326		10		4	
8	Kalmyk Republic	533	267	146	25	33	16	11	35
9	Karachaevo-Cherkess Republic	1722	246	246	246	246	246	246	246
10	Karelian Republic	815	486	212	34	83			
11	Komi Republic	587	155	24	26	382			
12	Mari El Republic	980	395	352	7	225	1		
13	Mordovian Republic	1712	804	236	265	405	2		
14	Yakutian (Sakha) Republic	1030	526	100		404			
15	North Ossetian Republic – Alania	1126	360	333	190	243			
16	Tatarstan Republic	4773	2080	1105	340	620	73	245	310
17	Tyva Republic	384	183	25	32	102	42		
18	Udmurt Republic	1732	817	388	493	33			1
19	Khakass Republic	209	111	72	26				
20	Chechen Republic	2736	456	456	456	456	456	456	
21	Chuvash Republic	2704	958	785	96	578	287		
22	Altai Territory	3261	1167	711	117	1266			
23	ZabaykalskyTerritory	354	148	64	126	16			
24	Kamchatka Territory	340	132	86	63	47	12		
25	Krasnodar Territory	7104	2615	2505	1201	475	211	97	

No. in sequence	Subject of the Russian Federation	Particulars of the number of non-voting members of the electoral commission, who were present in polling stations including on political Parties							
		Total						"RIGHT CAUSE"	"YABLOKO"
			"UNITED RUSSIA"	"Communist party of the Russian Federation"	"Liberal-democratic party of Russia"	"FAIR RUSSIA"	"PATRIOTS of RUSSIA"		
26	Krasnoyarsk Territory	2077	1301	647	42	85	1		1
27	Perm Territory	2548	1085	615	248	350	46	78	126
28	Primorski Territory	1877	634	516	430	297			
29	Stavropol Territory	4603	1282	922	1282	603	245	201	68
30	Khabarovsk Territory	859	407	210	114	91	11	7	19
31	Amur Region	773	276	219	234	21	10	9	4
32	Arkhangelsk Region	394	316			78			
33	Astrakhan Region	1593	579	216	579	191			28
34	Belgorod Region	2278	1144	504	10	602	1	9	8
35	Bryansk Region	2376	984	632	370	267	90	20	13
36	Vladimir Region	2235	864	736	111	513			11
37	Volograd Region	3169	1166	501	276	1208		2	16
38	Vologda Region	2028	801	173	138	901	10	2	3
39	Voronezh Region	4198	1561	840	381	1338	19	24	35
40	Ivanovo Region	1487	661	453	39	333			1
41	Irkutsk Region	1981	1370	568	37	6			
42	Kaliningrad Region	776	419	186	108	24	22	10	7
43	Kaluga Region	1393	670	251	66	397			9
44	Kemerovo Region	4315	2282	667	847	357	148		14
45	Kirov Region	3114	1148	506	337	1038	4	11	70
46	Kostroma Region	385	214	87	9	12		62	1
47	Kurgan Region	312	211	4	4	87			6
48	Kursk Region	2225	1123	340	117	645			
49	Leningrad Region	3181	1051	642	457	827	62	63	79
50	Lipetsk Region	918	876		40	2			
51	Magadan Region	127	41	20	3	62	1		
52	Moscow Region	10310	3369	2150	1730	1844	110	820	287
53	Murmansk Region	680	283	133		264			
54	Nizhni Novgorod Region	7195	1910	2647	1079	589		712	258
55	Novgorod Region	701	156	51	6	486			2

No. in sequence	Subject of the Russian Federation	Particulars of the number of non-voting members of the electoral commission, who were present in polling stations including on political Parties							
		Total	"UNITED RUSSIA"	"Communist party of the Russian Federation"	"Liberal-democratic party of Russia"	"FAIR RUSSIA"	"PATRIOTS of RUSSIA"	"RIGHT CAUSE"	"YABLOKO"
56	Novosibirsk Region	3373	1968	1017	78	283	27		
57	Omsk Region	1693	1045	437	67	139			5
58	Orenburg Region	3451	1386	352	635	1059	14	2	3
59	Orel Region	2105	755	547	185	551	21	23	23
60	Penza Region	1568	1093	436	25	10	2	1	1
61	Pskov Region	1116	300	250	250	300			16
62	Rostov Region	5762	2325	2303	298	681	52	34	69
63	Ryazan Region	1481	975	385	7	112			2
64	Samara Region	4820	1745	1000	250	1735			90
65	Saratov Region	3834	1372	841	428	1073	98	8	14
66	Sakhalin Region	438	193	145	31	58			11
67	Sverdlovsk Region	4952	2452	50	100	2350			
68	Smolensk Region	1221	753	414	11	43			
69	Tambov Region	2343	758	593	238	644	3	101	6
70	Tver Region	2455	1229	42	22	1162			
71	Tomsk Region	775	775						
72	Tula Region	2291	840	840	237	321	27	14	12
73	Tyumen Region	467	309	63	70	25			
74	Ulyanovsk Region	1118	861	257					
75	Chelyabinsk Region	3450	1505	228	173	1537	3		4
76	Yaroslavl Region	1172	856	182	68	40	14		12
77	Moscow City	4235	1990	895	315	720	183		132
78	Saint-Petersburg City	4449	1117	771	566	1044	157	135	659
79	Jewish Autonomous Region	102	17	60	15	10			
80	Nenets Autonomous area	23	14	9					
81	Khanty-Mansi Autonomous area – Yugra	997	490	11	388	107			1
82	Chukot Autonomous area	0							
83	Yamalo-Nenetski Autonomous area	187	144	10	33				
	Total	174021	73696	39373	17582	33846	2958	3642	2924

*Appendix No. 3 to the Chapter No. 14*

**List of countries sent their representatives as foreign (international) observer during  
the election of deputies of the State Duma of the Federal Assembly of the Russian  
Federation of the sixth convocation**

No. in sequence	Country	ODIHR OSCE	Parliamentary Assembly OSCE	Parliamentary Assembly of Council of Europe (PACE)	Nordic Council	CIS	CIS Interstate Parliamentary Assembly	SCO	CEC of Russia	Experts	Total
1	Austria	5									5
2	Abkhazia								2		1
3	Armenia	13	2	4		3	4		2		28
4	Azerbaijan	1	2	2		5	12		3		25
5	Belarus		2			68	5		2		77
6	Belgium	4	3							3	10
7	Bulgaria		3							2	5
8	Bolivia								1		1
9	Bosnia and Herzegovina								2		2
10	Great Britain	12	2	5						6	25
11	Hungary	3		1						2	6
12	Greece	2	5	4							11
13	Denmark	6	2		3						11
14	Israel									4	4
15	India								3		3
16	Indonesia								5		5
17	Ireland	5	1							1	7
18	Iceland	2									2
19	Spain	9	1	3						3	16
20	Italy	7	15	3						3	28
21	Kazakhstan	6	4			65	8	5	1		89
22	Canada	2									2
23	Kyrgyzstan					2	6	2	2		12
24	China							4			4
25	Korea								6		6
26	Latvia		3						2	4	9
27	Lithuania	6	3	1					2	2	14
28	Luxembourg	3									3
29	Mexico								1		1
30	Mongolia								4		4
31	Moldova		1	2			2		2		7
32	Netherlands	15	5	1							21
33	Norway	5	2	2	2						11
34	Poland	13	3	1					3	1	21
35	Portugal		2								2
36	Romania	2		1							3
37	Serbia			1						6	7
38	Slovakia	2								1	3
39	Slovenia	1	1	1							3
40	USA	13	5						1	3	22
41	Tajikistan		2			2	2	3	2		11



No. in sequence	Country	ODIHR OSCE	Parliamentary Assembly OSCE	Parliamentary Assembly of Council of Europe (PACE)	Nordic Council	CIS	CIS Interstate Parliamentary Assembly	SCO	CEC of Russia	Experts	Total
42	Turkmenistan								2		2
43	Turkey	7	4								11
44	Uzbekistan					2		2	2		6
45	Ukraine	2	4	3		17	4		2		32
46	Finland	4								1	5
47	France	10	3	3						3	19
48	Germany	16		1						1	18
49	Czech Republic	9	4	1						4	18
50	Switzerland	7	1	1							9
51	Sweden	9	11	2	1						23
52	Estonia	2	4	2					2	1	11
53	Japan								9		9
<b>Total</b>		<b>203</b>	<b>100</b>	<b>45</b>	<b>6</b>	<b>165</b>	<b>43</b>	<b>16</b>	<b>59</b>	<b>51</b>	<b>688</b>

*Appendix 4 to the Chapter 14*

**A list of international organizations,  
central electoral authorities of foreign countries that have sent their representatives  
to serve as foreign (international) observers in the election of deputies of t  
he State Duma of the Federal Assembly of the Russian Federation  
of the sixth convocation**

The subject of invitation (public officials and authorities of the Russian Federation)	Foreign and international organizations	Agreed number of foreign observers	Dates of invita- tions
On behalf of the President of Russia – note of Foreign Ministry of Russian	The Executive Committee of the CISF	Headquarters – 10 The main group – 90 Total – 100	1–10 October
On behalf of the President of Russia – note of Foreign Ministry of Russian	The Shanghai Cooperation Organization	30	
The State Duma	Interparliamentary Assembly of the CIS	Headquarters – 5 The main group – 35 Total – 40	
The State Duma	OSCE Parliamentary Assembly	Short-term observers – 100	1–10 October
The State Duma	Parliamentary Assembly of Council of Europe	Total – 40	
The State Duma	Nordic Council	Total – 6	
CEC of Russia	Office for Democratic Institutions and Human Rights (ODIHR)	Short-term observers – 160 Long-term observers – 40 Total – 200	
SEC of Russia on the proposal of the Public Chamber of the Russian Federation and the Russian Foundation for Free Elections	Persons who have a recognized authority in the field of electoral rights and freedoms of citizens	51	
CEC of Russia	Secretariat of the Association of European Election Officials (ACEEO)	2	
CEC of Russia	Partnership foreign election commissions are invited to exchange experiences	Total – 58	1–10 October
CEC of Russia	NEK of Poland	3	1–10 October
CEC of Russia	NEK of Estonia	2	1–10 October
CEC of Russia	CEC of Japan	9	1–10 October
CEC of Russia	CEC of Abkhazia	1	1–10 October
CEC of Russia	CEC of Azerbaijan	3	1–10 October
CEC of Russia	CEC of Armenia	2	1–10 October
CEC of Russia	CEC of Belarus	2	1–10 October
CEC of Russia	CEC of Bolivia	1	1–10 October
CEC of Russia	CEC of Bosnia and Herzegovina	2	1–10 October
CEC of Russia	CEC of India	3	1–10 October
CEC of Russia	CEC of Indonesia	5	1–10 October
CEC of Russia	CEC of Kazakhstan	1	1–10 October
CEC of Russia	CEC of Kyrgyzstan	2	1–10 October
CEC of Russia	CEC of Latvia	2	1–10 October

The subject of invitation (public officials and authorities of the Russian Federation)	Foreign and international organizations	Agreed number of foreign observers	Dates of invitations
CEC of Russia	CEC of Lithuania	2	1–10 October
CEC of Russia	CEC of Moldova	2	1–10 October
CEC of Russia	CEC of Tajikistan	2	1–10 October
CEC of Russia	CEC of Turkmenistan	2	1–10 October
CEC of Russia	CEC of Uzbekistan	2	1–10 October
CEC of Russia	CEC of Ukraine	2	1–10 October
CEC of Russia	CEC of South Korea	6	1–10 October
CEC of Russia	CEC of Mexico	1	1–10 October
CEC of Russia	U.S. Federal Election Commission	1	1–10 October

*Appendix 5 to the Chapter 14***The distribution of foreign (international) observers on the subjects of the Russian Federation**

Subject of Russian Federation	The mission of foreign (international) observers, the number of observers
1. Moscow City	OSCE: 5 (Headquarters) + 8 OSCE PA – 38 PACE – 30 CIS: 8 (Headquarters) + 50 Experts - 10 (Italy, France, USA, United Kingdom)
2. Moscow Region	OSCE: 4 + 10 OSCE PA – 7 (Estonia, Latvia, Tajikistan) PACE – 2 (Hungary, Azerbaijan) Experts – 8 (United Kingdom, USA, Italy)
3. Ryazan Region	OSCE – 2 CIS – 1 Expert – 1 (Netherlands)
4. Saint-Petersburg City	OSCE: 2 + 6 OSCE PA – 26 (Czech Republic, Turkey, Netherlands, Sweden, Belgium, Azerbaijan, Portugal) PACE – 6 (Sweden, Ukraine, Czech Republic, United Kingdom) CIS – 12 Experts – 7 (Spain, Israel, Belgium, Estonia)
5. Leningrad Region	OSCE: 2 + 8 CIS – 12 Experts – 3 (Spain)
6. Kaliningrad Region	OSCE: – 2 CIS – 2 Expert – 1 (Lithuania)
7. Novgorod Region	OSCE – 2 CIS – 1 Experts – 2 (Latvia)
8. Pskov Region	OSCE – 2 CIS – 4 Experts – 2 (Latvia)
9. Voronezh Region	OSCE: 2 + 12 CIS – 2 Expert – 1 (France)
10. Lipetsk Region	OSCE – 2 Experts – 2 (Bulgaria)
11. Kursk Region	OSCE – 2 Expert – 1 (USA)
12. Astrakhan Region	CIS – 5
13. Belgorod Region	CIS – 3
14. Bryansk Region	CIS – 5
15. Daghestan Republic	CIS – 6

\* The figures, broken by "+" means the number of long-term observers and short-term observers in this subject of the Russian Federation. For example: "2 + 8" should be understood as two long-term observers and 8 short-term observers.

Subject of Russian Federation	The mission of foreign (international) observers, the number of observers
16. Stavropol Territory	CIS – 6
17. Rostov Region	OSCE: 2 + 8 OSCE PA – 4 (Sweden, Switzerland, USA) CIS – 6 Expert - 1 (Czech Republic)
18. Krasnodar Territory	OSCE: 2 + 8 Experts – 2 (Hungary, Belgium)
19. Nizhni Novgorod Region	OSCE: 2 + 8 OSCE PA – 2 (Denmark, United Kingdom) CIS – 6 Experts – 2 (Czech Republic)
20. Saratov Region	OSCE: 2 + 12 CIS – 2 Experts – 2 (Czech Republic)
21. Penza Region	OSCE – 2 Expert – 1 (United Kingdom)
22. Tambov Region	OSCE – 2 Expert – 1 (Slovakia)
23. Volgograd Region	OSCE: 2 + 6 Expert – 1 (France)
24. Samara Region	OSCE – 2 CIS – 4 Experts – 2 (Czech Republic)
25. Tula Region	CIS – 2 Experts – 2 (Bulgaria)
26. Yaroslavl Region	Experts – 3 (Latvia, Lithuania)
27. Kurgan Region	CIS – 3
28. Smolensk Region	CIS – 10
29. Ingush Republic	Experts – 2 (Czech Republic, England)
30. Kabardino-Balkarian Republic	Experts – 2 (Czech Republic, England)
31. North Ossetian Republic – Alania	Experts – 2 (Czech Republic, England)
32. Tatarstan Republic	OSCE: 2 + 8 CIS – 6 Experts – 2 (Israel)
33. Bashkortostan Republic	OSCE: 2 + 10 CIS – 2 Expert – 1 (Finland)
34. Udmurt Republic	OSCE: 2 + 6 Experts – 2 (Israel)
35. Sverdlovsk Region	OSCE: 2 + 8 PACE – 2 (Poland) CIS – 1 Expert – 1 (France)
36. Omsk Region	OSCE: 2 + 6 CIS – 3 Expert – 1 (Germany)
37. Orenburg Region	CIS – 6

Субъект Российской Федерации	Миссия иностранных (международных) наблюдателей, количество наблюдателей
38. Novosibirsk Region	OSCE: 2 + 12 CIS – 3 Expert – 1 (Belgium)
39. Kemerovo Region	OSCE – 2 Expert – 1 (Hungary)
40. Altai Territory	CIS – 4
41. Tyumen Region	CIS – 5
42. Chelyabinsk Region	CIS – 3
43. Krasnoyarsk Territory	OSCE: 2 + 6 CIS – 1 Experts – 2 (Serbia)
44. Irkutsk Region	OSCE: 2 + 6 OSCE PA – 2 (Sweden) PACE – 2 (Switzerland) Expert – 1 (Ireland)
45. Zabaykalsky Territory	OSCE – 2
46. Primorski Territory	OSCE: 2 + 6 OSCE PA – 9 (France, Poland, Italy, Sweden) PACE – 2 (Estonia, Greece) CIS – 1 Experts – 2 (Serbia)
47. Jewish Autonomous Region	OSCE – 2 Expert – 1 (Belgium)
48. Khabarovsk Territory	OSCE: 2 + 6 CIS – 1 Expert – 1 (Poland)
49. Kaluga Region	CIS – 1 (Ukraine)



# Content

Message from the Chairman of the Central Election Commission of Russian Federation V. Churov to the readers .....	3
<b>Chapter 1. Legislative and regulatory framework for conducting the Election of the Deputies of the State Duma of the Federal Assembly of the Russian Federation of the sixth convocation .....</b>	<b>6</b>
<i>Annex to Chapter 1.</i> Regulatory and other legal acts of the Central Election Commission of the Russian Federation for the Election of Deputies of the Sixth State Duma of the Federal Assembly of the Russian Federation .....	8
<b>Chapter 2. Parts of territories of subjects of the Russian Federation which regional groups of candidates during the Election of the Deputies of the State Duma of the Federal Assembly of the Russian Federation on the Sixth Convocation may correspond to .....</b>	<b>15</b>
<i>Annex 1 to Chapter 2.</i> List of the subjects of the Russian Federation and parts of territories of the subjects of the Russian Federation to which regional groups of candidates may correspond in the course of election of deputies of the State Duma of the Federal Assembly of the Russian Federation on the Sixth convocation .....	18
<i>Annex 2 to Chapter 2.</i> Data on the number of regional groups formed by political parties in the territories of subjects, groups of subjects, parts of the territories of subjects of the Russian Federation .....	22
<i>Annex 3 to Chapter 2.</i> Boundaries of 25 subjects of the Russian Federation to which regional groups of candidates may correspond in the course of election of deputies of the State Duma of the Federal Assembly of the Russian Federation on the Sixth Convocation .....	23
<b>Chapter 3. Exercise of control over exercise of electoral rights of the citizens of the Russian Federation .....</b>	<b>50</b>
3.1. Registration (accounting) of voters. Lists of voters .....	50
3.2. Voters' Activity .....	51
3.3. Ensuring exercise of electoral rights of specific groups of citizens .....	52
3.3.1. Voting by Military men .....	52
3.3.2. Voting of voters aboard ships at sea during the voting day .....	59
3.3.3. Voting by voters at railway stations and airports .....	60
3.3.4. Voting by the disabled citizens of the Russian Federation .....	61
3.4. Voting under Absentee Certificates .....	63
3.5. Early voting by voters in hard-to-reach or remote areas .....	64
3.6. Voting outside voting premises on the voting day .....	66
3.7. Voting at election precincts formed outside the Russian Federation .....	70
3.8. Voting in temporary residences .....	71
<i>Annex 1 to Chapter 3.</i> Number of Voters, referendum participants registered as of July 1, 2010, January 1 and July, 1, 2011 .....	74
<i>Annex 2 to Chapter 3.</i> Number of Voters included to the lists of voters for election of deputies of the Fourth, Fifth, and Sixth State Duma of the Federal Assembly of the Russian Federation .....	76
<i>Annex 3 to Chapter 3.</i> Change of voter's number in the course of preparing to and conducting the election of deputies of the Sixth State Duma of the Federal Assembly of the Russian Federation .....	78
<i>Annex 4 to Chapter 3.</i> Information on participation of voters in the election .....	80
<i>Annex 5 to Chapter 3.</i> Change in activity of voters at the election of deputies of the State Duma in 2007 and 2011 .....	82
<i>Annex 6 to Chapter 3.</i> Voting of disabled electors at the election of deputies of the State Duma of the Federal Assembly of the Russian Federation on the Sixth Convocation .....	84
<i>Annex 7 to Chapter 3.</i> Information on voting with absentee certificates at the election of of the State Duma of the Federal Assembly of the Russian Federation on the Sixth Convocation .....	86

<i>Annex 8 to Chapter 3. Information on movements of absentee certificates for voting at the election of deputies of the State Duma of the Federal Assembly of the Russian Federation on the Sixth Convocation</i> .....	89
<b>Chapter 4. The system of election commissions during the election of deputies of the State Duma of the Federal Assembly of the Russian Federation on the Sixth Convocation</b> .....	<b>93</b>
4.1. Information on qualitative composition of election commissions of subjects of the Russian Federation and territorial election commissions .....	93
4.2. Participation of Political Parties in Formation of Territorial Election Commissions of the Subjects of the Russian Federation and Precinct Election Commissions .....	95
<b>Chapter 5. Political parties having participated in the election campaign for election of Deputies of the State Duma of the Federal Assembly of the Russian Federation on the Sixth Convocation</b> .....	<b>98</b>
5.1. Nomination of federal candidates lists by the political parties .....	98
5.2. Collection of signatures by political parties in support of federal lists of candidates ...	100
5.3. Acceptance and verification of electoral documents .....	101
5.4. Registration of the federal lists of candidates .....	103
<i>Annex 1 to Chapter 5. Number of voters' signatures collected in the subjects of the Russian Federation in support of nomination of federal lists of candidates</i> .....	110
<i>Annex 2 to Chapter 5. Registration of the federal lists of candidates based on results of verification of voters' signatures</i> .....	112
<i>Annex 3 to Chapter 5. Generalized data on verification of signature sheets by types of violations</i> .....	113
<b>Chapter 6. Interaction between the Central Election Commission of the Russian Federation and political parties and public associations in the course of election campaign for election of deputies of the State Duma of the Federal Assembly of the Russian Federation on the Sixth Convocation</b> .....	<b>115</b>
6.1. Interaction with representatives of political parties .....	115
6.2. Interaction with the Public Chamber of the Russian Federation and non-government entities .....	116
<i>Annex to Chapter 6. Interaction between the Central Election Commission of the Russian Federation and representatives of political parties in the course of preparing for election</i> .....	120
<b>Chapter 7. Informational Support of the Elections</b> .....	<b>121</b>
7.1. Informational and Explanatory Activity .....	121
7.1.1. Training of organizers of elections and other participants of election campaign. ...	121
7.1.2. Publishing Activity .....	125
7.1.3. Organizational and Training Support of Informational and Explanatory Activity of Election Commissions of the Russian Federation Subjects. Application of External Informational Means .....	127
7.1.4. Use of Media-resources in the Process of Informational and Explanatory Activity .....	132
7.1.5. Use of New Informational Technologies .....	133
7.2. Media-Activity of CEC of Russia During Election Campaign (Election of deputies of the State Duma of the Federal Assembly of the Russian Federation of the Sixth Convocation) .....	135
7.3. Campaigning .....	137
7.3.1. Campaigning in the mass media .....	138
7.3.2. Issue and distribution of printing, audio- and video- and other campaigning materials .....	141
7.3.2.1. Services connected with the production of printing campaigning materials .....	141
7.3.2.2. Issue of the campaigning materials .....	141
7.3.2.3. Registration of campaigning materials of political parties provided to election commissions .....	141

7.3.2.4. Violations connected with issue and distribution of campaigning materials .....	142
7.3.3. Control of conformity of the campaigning with provisions of actual laws with the help of public campaigning events .....	142
7.3.4. Complaints, claims, applications in respect of the matters connected with the campaigning .....	143
7.3.5. Costs incurred in connection with the campaigning .....	144
7.3.6. Control of restrictions to be observed in connection with the campaigning .....	145
<i>Appendix 1 to the Chapter 7. Informational Support of the Election of Deputies of the State Duma .....</i>	<i>147</i>
<i>Appendix 2 to the Chapter 7. Examples of the preparation of awareness-raising materials or election of deputies of the State Duma of the Federal Assembly of the Russian Federation .....</i>	<i>149</i>
<i>Appendix 3 to Chapter 7. The list of nationwide state television and radio broadcasting companies and nationwide state periodicals .....</i>	<i>179</i>
<i>Appendix 4 to Chapter 7. Graph of the distribution free broadcasting time on the channels of national state broadcasting organizations of the political parties which nominated registered by the Central Election Commission of the Russian Federation federal lists candidates for deputies the State Duma of the Federal Assembly of the Russian Federation of the sixth convocation .....</i>	<i>189</i>
<i>Appendix 5 to the Chapter 7. Rendering of services of putting propaganda materials to mass media .....</i>	<i>199</i>
<i>Appendix 6 to the Chapter 7. Provision of services for the production of printed campaign materials .....</i>	<i>220</i>
<i>Appendix 7 to the Chapter 7. Information on the number and circulation election campaign materials produced by political parties and its regional offices and submitted to the relevant election commission .....</i>	<i>222</i>
<i>Appendix 8 to the Chapter 7. Samples election campaign materials produced by political parties .....</i>	<i>237</i>
<i>Appendix 9 to the Chapter 7. The costs of the election campaign .....</i>	<i>243</i>
<i>Appendix 10 to the Chapter 7. Table of Decisions of the Meetings Held by the Working Group for the Disputes Connected with Provision of Information and Other Matters of Informational Support of Elections .....</i>	<i>273</i>
<b>Chapter 8. Information Center of the CEC of Russia “Elections 2011” .....</b>	<b>274</b>
<b>Chapter 9. Financing of Elections .....</b>	<b>283</b>
9.1. The report of the Central Election Commission of the Russian Federation on the expenditure of federal funds allocated for the preparation and conduct of election of deputies of the State Duma of the Federal Assembly of the Russian Federation of the sixth convocation and Information on receipt of funds by the election commissions, and expenditure of the funds .....	283
9.2. Control and audit Services (KRS) at the election commissions .....	383
<i>Appendix to Chapter 9. The composition of the Supervision and Auditing Services attached to Central election commission of the Russian Federation and to election commissions of the subjects of the Russian Federation .....</i>	<i>389</i>
<b>Chapter 10. The election returns to the State Duma of the Federal Assembly of the Russian Federation of the sixth convocation .....</b>	<b>397</b>
10.1. Election returns for the federal electoral district .....	397
10.2. List of elected deputies .....	411
10.3. Quality of Deputies of the State Duma of the Federal Assembly of the Russian Federation of the Sixth Convocation .....	412
<i>Appendix № 1 to the Chapter 10. List of registered deputies of the State Duma of the Federal Assembly of the Russian Federation of the sixth convocation .....</i>	<i>418</i>
<i>Appendix № 2 to the Chapter 10. Number and percentage of votes cast for the federal list of candidates nominated by political parties participating in election December 4, 2011 .....</i>	<i>423</i>
<i>Appendix № 3 to the Chapter 10. Information about the composition of registered deputies of The State Duma of the Federal Assembly of the Russian Federation of the sixth convocation .....</i>	<i>434</i>

<i>Appendix № 4 to the Chapter 10.</i> The distribution deputy mandates between the federal list of candidates nominated by political parties, and between the regional groups within Candidate lists (in terms of Federal Districts) .....	435
<i>Appendix № 5 to the Chapter 10.</i> Value of deputy mandates (cutoff threshold) obtained by political parties that are seats in the State Duma of the Federal Assembly of the Russian Federation of the sixth convocation .....	439
<b>Chapter 11 Opinion polls and forecasts of election returns .....</b>	<b>440</b>
11.1. Opinion polls .....	440
11.1.1. General federal and regional sociological studies .....	440
11.1.2. Thematic variety of sociological research .....	440
11.1.3. The practice of conducting online surveys .....	441
11.2. Social forecasts of election returns .....	442
11.2.1. Competition of sociological forecasts .....	442
11.2.2. Pre-election forecasts of political parties .....	443
11.2.3. Exit polls and the official election returns .....	443
<i>Appendix to Chapter 11.</i> Forecasts of election returns and electoral activity .....	446
<b>Chapter 12. Use of the State Automated System of the Russian Federation “ Vybory “ .....</b>	<b>453</b>
<i>Appendix to the Chapter 12.</i> The list of subjects of the Russian Federation and foreign countries in which the election of deputies of The State Duma of the Federal Assembly of the Russian Federation, December 4, 2011 used technical means of election count .....	454
<b>Chapter 13. Appeals to the election commissions. The administrative responsibility for violation of election legislation. Electoral disputes .....</b>	<b>465</b>
13.1. Appeals received by the Central Election Commission of the Russian Federation .....	465
13.2. Appeals received by the election commissions of the subjects of the Russian Federation. ....	468
13.3. Complaints about violations of voting rights and dissenting opinions of election commissions members received by the Central Election Commission of the Russian Federation with the protocols of election commissions of the subjects of the Russian Federation .....	468
13.4. Information on bringing to the administrative responsibility for violations of the election legislation .....	469
13.5. Electoral disputes considered by the courts .....	469
<i>Appendix 1 to Chapter 13.</i> Data on appeals admitted to the Central Election Commission of the Russian Federation on declared violations of the election legislation during the campaign for the election of deputies of the State Duma of the Federal Assembly of the Russian Federation of the sixth convocation .....	471
<i>Appendix 2 to the Chapter 13.</i> Information Concerning the Subject Matter of Violations of Election Legislation Committed During the Campaign Connected with the Election of Deputies of the State Duma of the Federal Assembly of the Russian Federation of the Sixth Convocation Specified in the Notices Received by Central Election Commission .....	474
<i>Appendix 3 to the Chapter 13.</i> Complaints in Respect of the Decisions Made by and Actions (Inaction) or the Part of Election Commissions of the Russian Federation Subjects, Concerning the Conduct of Election of Deputies of the State Duma of the Federal Assembly of the Russian Federation of the Sixth Convocation, having been considered at the Meetings of Central Election Commission of the Russian Federation .....	475
<i>Appendix 4 to Chapter 13.</i> Data on appeals admitted to Election Commission of the Russian Federation on declared violations of the election legislation during the campaign for the election of deputies of the State Duma of the Federal Assembly of the Russian Federation of the sixth convocation .....	476
<i>Appendix 5 to Chapter 13.</i> Data on quantity of appeals from the election Commission members` violations of the election legislation and special opinions received by the Central Election Commission of the Russian Federation with a protocoll of the Election Commissions of the Subjects of the Russian Federation about vote returns on 4-th of December 2011 .....	480

<i>Appendix 6 to Chapter 13.</i> Data on subject matter of appeals received by the Central Election Commission of the Russian Federation with protocols of the election commissions of the subjects of the Russian Federation about vote returns on 4-th of December 2011 .....	482
<i>Appendix 7 to the Chapter 13.</i> Information of administrative proceedings instituted in respect of violations of election legislation during the period of preparation and conduct of election of deputies of the State Duma of the Federal Assembly of the Russian Federation of the sixth convocation .....	484
<i>Appendix 8 to the Chapter 13.</i> Information concerning the consideration of civil cases with the participation of CEC of Russia by the Russian Federation Supreme Court and Tverskoy district court of Moscow during the period of preparation and conduct of election of deputies of the State Duma of the Federal Assembly of the Russian Federation of the sixth convocation .....	486
<i>Appendix 9 to the Chapter 13.</i> Data on election controversies arisen from the run-up to and carrying out the election of deputies of the State Duma of the Federal Assembly of the Russian Federation of the sixth convocation and following the results of the voting, litigated in the subjects of the Russian Federation (as of December 15, 2011) .....	489
<i>Appendix 10 to the Chapter 13.</i> Party identification data of the references about alleged breaches of electoral legislation during the State Duma of the Federal Assembly of the Russian Federation of the sixth convocation Deputies election campaign, which arrived to the Central election commission of the Russian Federation .....	517
<b>Chapter 14. Observers in the election of deputies of the State Duma of the Federal Assembly of the Russian Federation of the sixth convocation .....</b>	<b>520</b>
14.1. National observers .....	520
14.2. Foreign (international) observers in election of deputies of the State Duma of the Federal Assembly of the Russian Federation of the sixth convocation .....	521
14.3. Public “hotline” communication with voters in election of deputies of the State Duma of the Federal Assembly of the Russian Federation of the sixth convocation .....	527
<i>Appendix No. 1 to the Chapter No. 14.</i> Particulars of the number of observers, who were present in polling stations during the election of deputies of the State Duma of the Federal Assembly of the Russian Federation of the sixth convocation of 04 December 2011 .....	542
<i>Appendix No. 2 to the Chapter No. 14.</i> Particulars of the number of non-voting members of the electoral commission, who were present in polling stations during the election of deputies of the State Duma of the Federal Assembly of the Russian Federation of the sixth convocation of 04 December 2011 .....	545
<i>Appendix No. 3 to the Chapter No. 14.</i> List of countries sent their representatives as foreign (international) observer during the election of deputies of the State Duma of the Federal Assembly of the Russian Federation of the sixth convocation .....	548
<i>Appendix 4 to the Chapter 14.</i> A list of international organizations, central electoral authorities of foreign countries that have sent their representatives to serve as foreign (international) observers in the election of deputies of the State Duma of the Federal Assembly of the Russian Federation of the sixth convocation .....	550
<i>Appendix 5 to the Chapter 14.</i> The distribution of foreign (international) observers on the subjects of the Russian Federation .....	552

**ELECTION  
OF THE DEPUTIES OF THE STATE DUMA OF THE FEDERAL ASSEMBLY OF THE RUSSIAN FEDERATION  
OF THE SIXTH CONVOCATION  
2011**

**Assistance in the preparation of the collection had:  
A.A. Zenkovich, N.D. Melnikova, Yu.N. Pugacheva, D.N. Semenov, A.S.Khromov**

Translated by individual entrepreneur "Gilinskiy B.I."  
under the order of the Central Election Commission of the Russian Federation

The original layout made publishing department of the Office of Public Relations and Information Office  
of the Central Election Commission of the Russian Federation

Signed for printing on 27.11.2013  
Format 60x90<sup>1</sup>/<sub>8</sub>.  
Offset printing.  
70,0 press sheet. Print run: 200 copies. Order No.